



Shawnee, Oklahoma Information Package


Shawnee Information Package

CONTENTS

State of Oklahoma

Pottawatomie County, Oklahoma

Shawnee, Oklahoma



Thinking of locating your business in Oklahoma?

OKLAHOMA OFFERS:

The Best Incentives Package in the Nation

OKLAHOMA
DEPARTMENT OF COMMERCE

OKLAHOMA IS: Ideal for Business



- Highly skilled, highly competitive workforce.
- Centrally located in North America with streamlined connections by rail, water, air and road.
- Easily accessible to more than 81 million people in a 500-mile radius.
- A national leader in research and technology resources.
- Education is a priority with an unparalleled reserve of intelligent, superbly trained workers.
- The cost of doing business in Oklahoma is among the most competitive in the U.S.
- Oklahoma's quality of life ranks among the highest.

The Oklahoma Department of Commerce Fast Forward Site Selection Team provides customized location and expansion services guaranteed to meet your needs.

OKLAHOMA OFFERS: The Best Incentives Package in the Nation



Do business in Oklahoma and do better with your bottom line.

Oklahoma continues to be recognized globally for its outstanding business location and job growth incentives. Businesses can choose between two incentive options for new companies, or in some cases, qualifying businesses can receive both incentives.



QUALITY JOBS

10-Year Cash Incentive

Oklahoma's successful Quality Jobs incentive program promotes job growth and helps improve your company's bottom line by injecting cash back into your business as you expand and create new jobs in Oklahoma. The Quality Jobs (QJ) program provides a cash rebate to companies that create well-paid jobs and promote economic development.

- Cash payments of **up to 5%** of new payroll for **up to 10 years**
- Must meet average county wage or \$29,745, whichever is lower
- Company must achieve \$2.5M annual payroll within 3 years
- Must offer basic health insurance
- May be combined with Investment/New Jobs Tax Credit under certain circumstances

Target Industries:

Manufacturing, including wind power manufacturing, R&D corporate services, aerospace and data centers.

INVESTMENT / NEW JOBS Tax Credit Package



Investment/New Jobs Tax Credits provide growing manufacturers a significant tax credit based on either an investment in depreciable property OR on the addition of full-time-equivalent employees engaged in manufacturing, processing, or aircraft maintenance.

- Choice of tax credit based on investment OR new employees
- Five-year state tax credit on the greater of 1% per year of investment in new depreciable property or \$500 per new employee
- Credit doubles in Enterprise Zones
- Credit doubles if investment exceeds \$40 million
- Minimum investment of \$50,000
- May be combined with Quality Jobs under certain circumstances
- These tax credits accrue and may be claimed on July 1, 2012

21st CENTURY QUALITY JOBS 10-Year Cash Incentive

This new incentive was created in 2009 to attract growth industries and sectors to Oklahoma in the 21st Century through a policy of rewarding businesses with a highly skilled, knowledge-based workforce.

The first of its kind, this incentive reduces out-of-state sales requirements from 75% to 50% for industries that are required to have out-of-state sales and requires only 10 full-time jobs at an annual wage of the lesser of \$93,601 or 300% of the county's average wage. It also maximizes the eligible incentive payment by incorporating expanded state benefits by allowing a net benefit rate of up to 10% of payroll.

- Requires at least 10 full-time jobs at an annual average wage of the lesser of \$93,601 or 300% of the county's average wage
- Allows a net benefit rate of up to 10% of payroll for up to 10 years
- Out-of-state sales must be at least 50%

Target Industries:

Knowledge-based service industries, including professional, scientific and technical services; music, film and performing arts; and specialty hospitals.

PRIMEWIN

Prime Contractor Incentive

The only incentive of its kind in the nation, PrimeWIN provides a cash benefit and a certified subcontractor base for federal prime contractors. PrimeWIN is a performance-based program that requires subcontracting with an Oklahoma workforce.

- PrimeWIN offers federal prime contractors a cash rebate of up to 2% of the Oklahoma workforce loaded labor cost. Cash incentives are paid quarterly for a maximum of 10 years by the Oklahoma Tax Commission.
- PrimeWIN provides contractors with an easy-to-access conduit to hundreds of pre-certified subcontractors assuring productivity and quality while meeting schedule demands.

QUALITY JOBS + INVESTMENT TAX CREDITS

These incentives target manufacturing industries that have a large capital investment of at least \$40 million in addition to creating new jobs that pay higher than average wages equaling \$37,775. The incentives also allow a five-year tax credit on the greater of 2% per year of investment in qualified new depreciable property or credit of \$1,000 per year per new job. The tax credits accrue and may be claimed on July 1, 2012.

ECONOMIC DEVELOPMENT POOLED FINANCE

The Oklahoma Community Economic Development Pooled Finance incentive creates a financing incentive that targets job creation and infrastructure development aid; and a foundation of ensuring Oklahoma's infrastructure is high quality for attracting and retaining jobs.

Key Points:

- A \$100 million infrastructure Pool is created for bonding local governments for:
 - County/municipal roads & bridges
 - Water treatment facilities
 - Solid waste management facilities
 - Railway and utility systems
 - Other infrastructure assets owned by local government
- Bonds issued by the infrastructure pool are financed or repaid from sales taxes voted by local community.
- A \$100 million Economic Development Pool is created for financing to local governments in conjunction with a for-profit entity economic development projects in the state.
- Debt issued through the Economic Development Pool may use withholding taxes generated by the for-profit entity to repay the debt.
- Requires a letter of determination from the Oklahoma Department of Commerce that the project is net benefit positive for the state.
- 65% of the net proceeds from both the Infrastructure Pool and the Economic Development Pool must be used by municipalities that do not exceed 300,000 people.
- The remaining 35% may be used for any eligible local government, including Tulsa and Oklahoma City.
- Effective July 1, 2009
- Issuing capacity by Oklahoma Development Finance Authority (ODFA) is renewable.

FORMER INDIAN LANDS

Incentive and Tax Credit

Because of its unique Native American heritage, two-thirds of Oklahoma qualifies for special federal tax treatment.

Businesses locating or expanding in these areas benefit up to 40% federal accelerated depreciation and up to \$4,000 federal tax credit per qualifying employee.



Tax Incentives Areas Map

Former Indian Lands



Included Areas



Excluded Areas



SAVE MORE, KEEP MORE:

Additional Incentives for Businesses

New Market Tax Credits

To spur private investment in low-income urban and rural communities, investors receive a 39% federal tax credit.

Sales Tax Refunds on Construction Materials

For Qualifying Manufacturers (with Investment Tax Credit only)

Training for Industry Program

Consistently ranked as one of the nation's leading workforce training efforts, Oklahoma's Training for Industry Program (TIP), a CareerTech initiative, is a no-cost/low-cost way for new or growing companies that create jobs to get a skilled, focused, and motivated workforce.

Aerospace Industry Engineer Workforce Tax Credit

Effective July 1, 2012, aerospace companies hiring engineers will receive tax credit up to 10% of the compensation paid to an engineer during the first five years of employment.

Five-Year Ad Valorem Tax Exemption

To encourage advanced manufacturing, research and development, warehouse and distribution, wind, solar energy, and other renewable/alternative energy companies to locate or expand manufacturing facilities within Oklahoma. A qualifying manufacturing company can abate ad valorem taxes upon new, expanded or acquired manufacturing facilities and equipment for a period of five years.

Freeport Inventory Benefits

Exempts from taxation goods, wares and merchandise that come from outside the state and leave the state within nine months if such goods, wares and merchandise are held for assembly, storage, manufacturing, processing or fabricating purposes within the state.

Industrial Access Road Assistance

Designed to provide assistance to local industrial development efforts by funding, within practical limitations, access facilities connecting a specific industry or industrial area directly to the state or local road system.

Foreign Trade Zones

The benefits of operating within a designated site licensed by the Foreign Trade Zones (FTZ) Board are obvious. At the very least, a FTZ can help you defer paying duties. More often, the company pays lower costs, not only to U.S. Customs, but to its bank, insurance company, and other vendors.

ADDITIONAL INCENTIVES AVAILABLE TO COMMUNITIES for Locating and Expanding Businesses

Economic Development Pooled Finance

Available to local governments in conjunction with a for-profit entity for economic development projects. Also available to local governments for infrastructure assets which must be owned by the local government.

CDBG/EDIF

Grants of up to \$500,000 are available to Oklahoma companies for business expansion, or up to \$1 million for new out-of-state companies who are moving their business to Oklahoma and based upon new jobs and leverage. Companies must pay at least 110% of average county wage for all new jobs. At least 51% of the new jobs must be made available to low and moderate income persons.

Tax Increment Financing

Varies by location

Local Incentives

Varies by location



THINKING OF LOCATING IN OKLAHOMA? You're in Good Company

Since its inception in 1993, Oklahoma's Quality Jobs Cash-Back Incentives Program has helped more than 350 companies expand in Oklahoma. Here are a few of the many that made Oklahoma their choice for business.

AAA
ALLtra
Devon
Dewey
American Airlines
American Woodmark
AT&T Wireless Services, Inc.
Best Buy
Big Lots
Boeing
Boise Cascade Office Products
Borets-Weatherford
Capital One
Chesapeake Operating, Inc.
Conoco Phillips
Cytovance Biologics Inc.
Dell Computers
Dollar Tree
Enterprise
Farmers Insurance Group
FlightSafety

Gannett
The Goodyear Tire Company
Hartford Financial Services Group
Hertz
Huber Corp.
Hyatt
IBM
Industrial Compounding LLC
National Car Rental Corporate Headquarters
Native American Maintenance Services Inc.
Ocean Dental
Precise Machining and Manufacturing
Select Engineering
Sigma Processed Meats Inc.
State Farm
Michelin North America
Midco Fabricators, Inc.
Nomaco
Wal-Mart Distribution
Wood Group
York International

OKLAHOMA Incentives At-A-Glance = Included in Incentives Plan







































































































Oklahoma offers many pro-business incentives.

Use the easy-to-follow chart below and add up your potential savings.

14 Benefits You Should Review:

The bottom line... it all comes down to the numbers.

If you like what you see and want to know more about what Oklahoma can do for your business, contact our Fast Forward team today at 800-588-5959.

		1.	2.	3.	4.	5.	6.	7.	8.	9.	10.	11.	12.	13.	14.
Company Profile		Cash Payments Quality Jobs	High Impact Cash Payments	Small Employer Cash Payments Quality Jobs	Investment New Jobs Income Tax Credit	Sales Tax Refunds	Ad Valorem Exemptions	Training For Industry "TIP"	Inventory Tax Exemption Freeport	Sales Exemptions	Computer R&D Jobs	Cash Payment 21st Century Jobs	Prime Win	Aerospace Engineer	Pooled Finance
Large Manufacturers \$2.5 Million New Payroll															
		Unless Taking #4 or 5			Unless Taking #1	Unless Taking #1								If Aerospace Company	Unless Taking #1, 4 or 12
Medium-Size Manufacturers \$1 Million New Payroll															
			Unless Taking #5		Unless Taking #2	Unless Taking #2								If Aerospace Company	Unless Taking #2, 4 or 12
Small Business Manufacturers 90 Or Less Employees at Application															
														If Aerospace Company	Unless Taking #3, 4 or 12
Aircraft Maintenance										Repair Parts					
		Unless Taking #2, 3, 4 or 5	Unless Taking #1, 3, 4 or 5	Unless Qualifying For #1 or 2	Unless Taking #1, 2 or 3	Unless Taking #1, 2 or 3								If Aerospace Company	Unless Taking #1, 2, 3, 4 or 12
Computer Services Or Data Processing															
			Unless Qualifying For #1	Unless Qualifying For #1 or 2		Unless Taking #1, 2, 3 or 9					Unless Taking #1, 2, or 3			If Aerospace Company	Unless Taking #1, 2, 3 or 12
Research And Development										Repair Parts					
			Unless Qualifying For #1	Unless Qualifying For #1 or 2		Unless Taking #1, 2 or 3								If Aerospace Company	Unless Taking #1, 2, 3 or 12
Large Service Companies \$2.5 Million New Payroll															
														If Aerospace Company	Unless Taking #1 or 12
Small Business Service Companies															
				Unless Qualifying For #2										If Aerospace Company	Unless Taking #1, 3 or 12
Businesses Average Wage over \$94,418															
		Unless Taking #11 or 14			If Manufacturer Unless taking #1, 12 or 14	If Manufacturer-Unless Taking #1 or 12	If Manufacturing			If Manufacturing				If Aerospace Company	Unless Taking #1, 4 or 12
Large Manufacturers \$40 Million Investment Average Wage = \$37,856															
		Unless Taking #14			Unless Taking #14	Unless Taking #1								If Aerospace Company	Unless Taking #1, 4 or 12



WHY DO BUSINESS IN OKLAHOMA?

In today's economic climate, Oklahoma makes good business sense.

For details and customized incentive analysis contact:

OKLAHOMA DEPARTMENT OF COMMERCE - FAST FORWARD TEAM

DOMESTIC: 800-588-5959 **INTERNATIONAL:** 001+405-815-5187 • 900 North Stiles Ave, Oklahoma City, OK 73104

OKcommerce.gov/incentives

OKLAHOMA
DEPARTMENT OF COMMERCE

DISCLAIMER: The materials contained in this document have been prepared by the Oklahoma Department of Commerce for informational purposes only and do not constitute legal or tax advice. This information is subject to change based on judicial interpretation and legislative action. The application of the information is subject to your unique facts and circumstances. YOU SHOULD NOT ACT UPON ANY INFORMATION CONTAINED IN THESE MATERIALS WITHOUT SEEKING YOUR OWN PROFESSIONAL LEGAL AND TAX ADVICE.

Series Id: SMU40000003000000003

State: Oklahoma

Supersector: Manufacturing

Data Type: Average Hourly Earnings of All Employees, In Dollars

Series Id: SMU40000003000000008

State: Oklahoma

Supersector: Manufacturing

Data Type: Average Hourly Earnings of Production Employees, in Dollars

P : Preliminary

**A SUMMARY OF ECONOMIC CONDITIONS
OF MCLOUD, SHAWNEE AND TECUMSEH IN POTTAWATOMIE COUNTY
OKLAHOMA
2011**

Dave Shideler, Extension Economist, OSU, Stillwater
(405) 744-6170

Lara Brooks, Assistant Extension Specialist, OSU, Stillwater
(405) 744-4857

Joe Benton, Pottawatomie County Extension Director, Shawnee
(405) 273-7683

Eyosiyas Tegege, Graduate Assistant, OSU, Stillwater

Tesfaye Woldesenbet, Graduate Assistant, OSU, Stillwater

OKLAHOMA COOPERATIVE EXTENSION SERVICE
OKLAHOMA STATE UNIVERSITY



Revised March 2011

**A Summary of Economic Conditions
in McCloud, Shawnee and Tecumseh in Pottawatomie County, Oklahoma 2011**

Dave Shideler
Extension Specialist
323 Ag Hall, OSU
Stillwater, OK 74078
dave.shideler@okstate.edu

Lara Brooks
Assistant Extension Specialist
526 Ag Hall, OSU
Stillwater, OK 74078
lara.brooks@okstate.edu

Joe Benton
Pottawatomie County Extension Director
14001 Acme Rd.,
Shawnee, OK 74804-9210
joe.benton@okstate.edu

Eyosiyas Tegegne
Graduate Assistant
421 Ag Hall, OSU
Stillwater, OK 74078

Tesfaye Woldesenbet
Graduate Assistant
506 Ag Hall, OSU
Stillwater, OK 74078

ABSTRACT

This paper provides a comprehensive overview of the economic conditions of McCloud, Shawnee and Tecumseh and Pottawatomie County. The information provided includes the trends in population, employment, income, and retail sales.

"Oklahoma State University, in compliance with Title VI and VII of the Civil Rights Act of 1964, Executive Order 11246 as amended, Title IX of the Education Amendments of 1972, Americans with Disabilities Act of 1990, and other federal laws and regulations, does not discriminate on the basis of race, color, national origin, sex, age, religion, disability, or status as a veteran in any of its policies, practices or procedures. This includes but is not limited to admissions, employment financial aid, and educational services."

"Readers may make verbatim copies of this document for non-commercial purposes by any means."

A Summary of Economic Conditions in McLoud, Shawnee, Tecumseh and Pottawatomie County, Oklahoma 2011

The economy of Pottawatomie County greatly depends on the government and the government enterprises sector. Nearly 18% of the jobs in Pottawatomie in 2008 were jobs within the government and governmental enterprises sector. Retail trade, manufacturing and construction are also important sectors to Pottawatomie County. This report is designed to provide an overview of the economic conditions of McLoud, Shawnee, Tecumseh and Pottawatomie County; but more specifically, its objective is to examine trends in population, employment, income, and retail sales. **No recommendations will be made regarding the findings of this report.**

General Demographic and Population Data

According to the Oklahoma Department of Commerce (OKDoC), the 2009 population for McLoud, Shawnee and Tecumseh is 4,609, 30,536 and 6,721 respectively. This is a 29.9%, 6.4% and 10.2% increase from 2000 respectively (Table 1). During the same time period, Pottawatomie County's population increased 7.3% from 65,521 to 70,274.

The figures in Table 2 show the total housing units and the average size of households in Pottawatomie County and McLoud, Shawnee and Tecumseh in 2009. Pottawatomie County had 26,236 housing units and an average of 2.66 persons per household. Of the housing units in the county, 44.5% were in Shawnee, and 9% were located in Tecumseh.

Table 3 reports educational attainment data for McLoud, Shawnee and Tecumseh and Pottawatomie County. McLoud, Shawnee and Tecumseh report 34.5%, 46.9% and 35.6% of the population aged 25 and over to be high school graduates. The

county reports 37.6% of those 25 and over to be high school graduates. The percentage of the population over 25 with a high school diploma in Oklahoma was 32.9%. In terms of the proportion of the population over 25 with a bachelor's degree, McLoud, Shawnee and Tecumseh had 5.7%, 12.5% and 10.7%, respectively; 15% of the population over 25 with a bachelor's degree in Oklahoma.

Figure 1 shows the population growth for residents aged 19 and under and for the 65 and over age group in the county. From 2000 to 2008, Pottawatomie County's youth population has increased by 0.5%. During the same time period, the number of residents age 65 and older increased by 9.7% for Pottawatomie County.

Table 1: Population Data for Pottawatomie County and Cities Therein, 1990, 2000, 2009

	1990	2000	2009	Percent Change, 2000-2009
Pottawatomie County	58,760	65,521	70,274	7.3%
Asher	449	419	444	6.0%
Bethel Acres	2,505	2,735	2,913	6.5%
Brooksville	69	90	94	4.4%
Earlsboro	535	633	667	5.4%
Johnson	196	223	236	5.8%
McLoud	2,697	3,548	4,609	29.9%
Macomb	64	61	64	4.9%
Maud city (part)	868	758	788	4.0%
Pink	1,020	1,165	1,926	65.3%
St. Louis	181	206	215	4.4%
Shawnee	26,017	28,692	30,536	6.4%
Tecumseh	5,750	6,098	6,721	10.2%
Tribbey	288	273	294	7.7%
Wanette	350	402	422	5.0%

Source: Oklahoma Department of Commerce, "2009 Oklahoma Population Estimates by Place by County"

Table 2: Housing Units, Average Household Size for McLoud, Shawnee and Tecumseh and Pottawatomie County, 2008

	Population	Total Housing Units	Average Household Size
Pottawatomie County	69,914	26,236	2.66
McLoud	4,068	1,171	3.47
Shawnee	29,856	11,701	2.55
Tecumseh	6,153	2,374	2.59

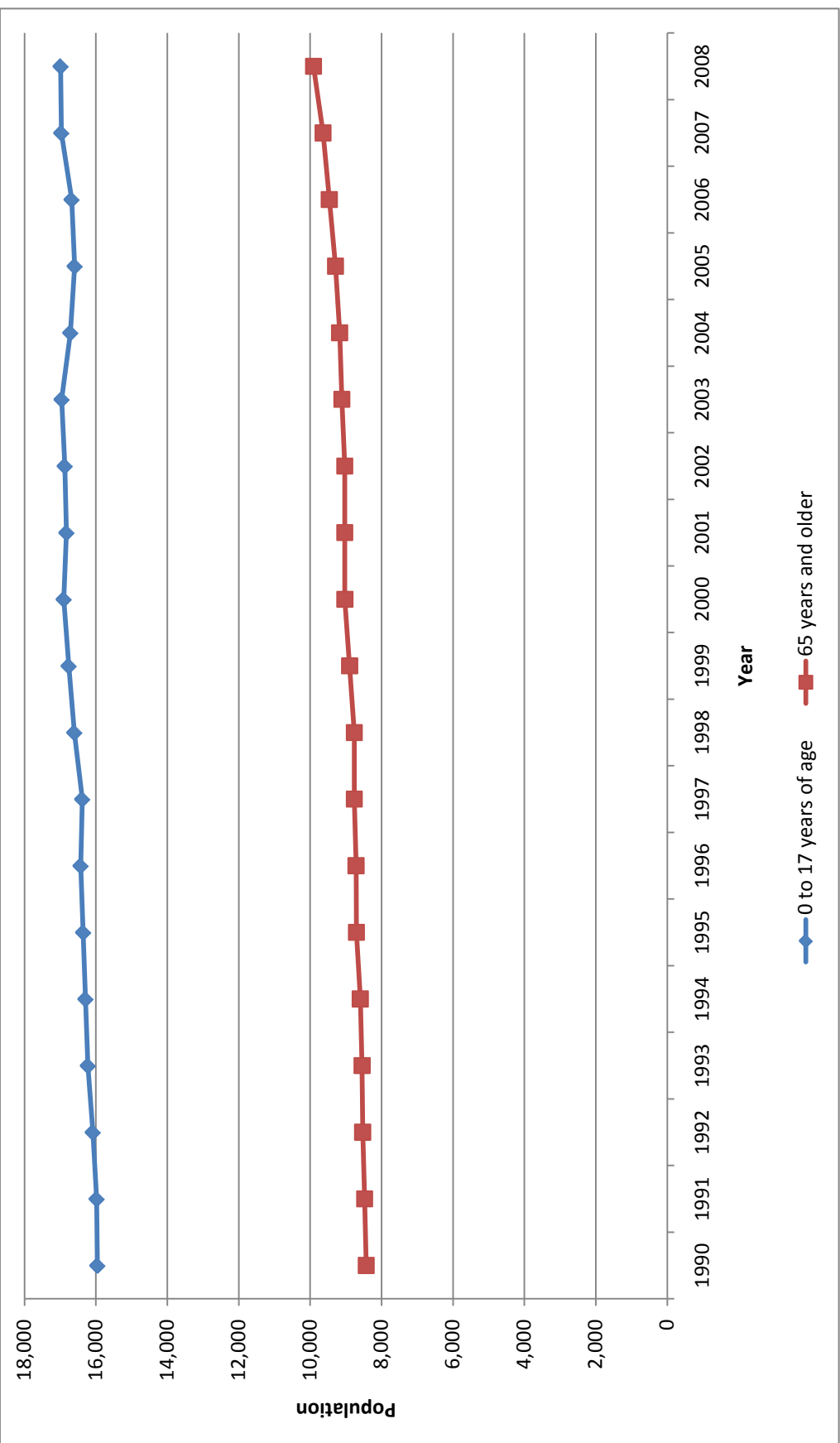
Source: ESRI Business Analyst Online, Demographic Comparison Report; compiled by Eyosiyas Teegne

Table 3: Educational Characteristics for McLoud, Shawnee and Tecumseh and Pottawatomie County, 2008

Enrollment:	McLoud	Shawnee	Tecumseh	Pottawatomie County	Oklahoma
Persons 25 years and over	2,803	18,810	4,103	45,841	2,425,807
9th to 12th, no diploma	246	2,408	575	5,684	388,129
High School graduate(includes equivalency)	1,314	6,489	1,460	17,236	798,090
Associate's degree	154	1,072	222	2,796	157,677
Bachelor's degree	160	2,351	440	5,042	363,871
Graduate or professional degree	121	1,486	209	2,750	177,083
Percent high school graduate	46.90%	34.50%	35.60%	37.60%	32.90%
Percent bachelor's degree	5.70%	12.50%	10.70%	11.00%	15.00%

Source: ESRI Business Analyst Online, Market Profile Report; compiled by Eyosiyas Tegegne

Figure 1: Population for Pottawatomie County: Ages 65 & Over and 19 and Under



Source: Woods and Poole Economics, "2008 State Profile: State and County Projections in 2040"

Employment Trends

Table 4 shows Pottawatomie County's employment numbers provided by the Bureau of Labor Statistics, from 1990-2009. (Also see Figure 2.) Employment in the county has increased slightly from 29,237 in 2000 to 31,876 in 2009. The county had its highest unemployment rate in 1991 at 7%. Its lowest rate was 3.2% in 2000. The unemployment rate in Pottawatomie County decreased from 2003 until 2008, from 5.9% to 3.8% in 2008, but it sharply rose to 6.3% in 2009. As one can see in figure 3, Pottawatomie County's unemployment rate is higher than Oklahoma's, though the gap has narrowed significantly in recent years.

Table 5 provides information on employment by industry for the county from 2001-2008. During this period, Pottawatomie County's largest employers are state and local government, retail trade, and health care and social assistance. Total employment over this period increased, though slight job losses were observed in the following industries: information, transportation and warehousing, wholesale trade, manufacturing, and federal and state government. The greatest job growth occurred in the government and government enterprises (43.7 %) followed by the real estate and rental and leasing (37.5%).

Table 6 gives further analysis of the conditions in the county by using a location quotient to determine a community's degree of self-sufficiency in a particular economic sector. (Also see Figure 4.) The location quotient is used to identify exporting activity and is calculated by dividing the percentage of those locally employed in a particular sector by the percentage of those employed in the same sector nationwide.¹

¹ Community Economic Analysis: A How to Manual. By Ron Hustedde, Ron Shaffer, and Glen Pulver. North Central Regional Center for Rural Development, Iowa State University of Science and Technology, Ames, Iowa. 1984.

The location quotient can be used to interpret whether a county is self-sufficient, is an importer, or is an exporter in a particular sector. A location quotient that is approximately one (0.75-1.25) suggests self-sufficiency; a quotient less than 0.75 suggest that a county is an importer. If the location quotient is greater than 1.25, the county likely exports products of that sector. The greater the location quotient, the more significant that sector is to the local economy.

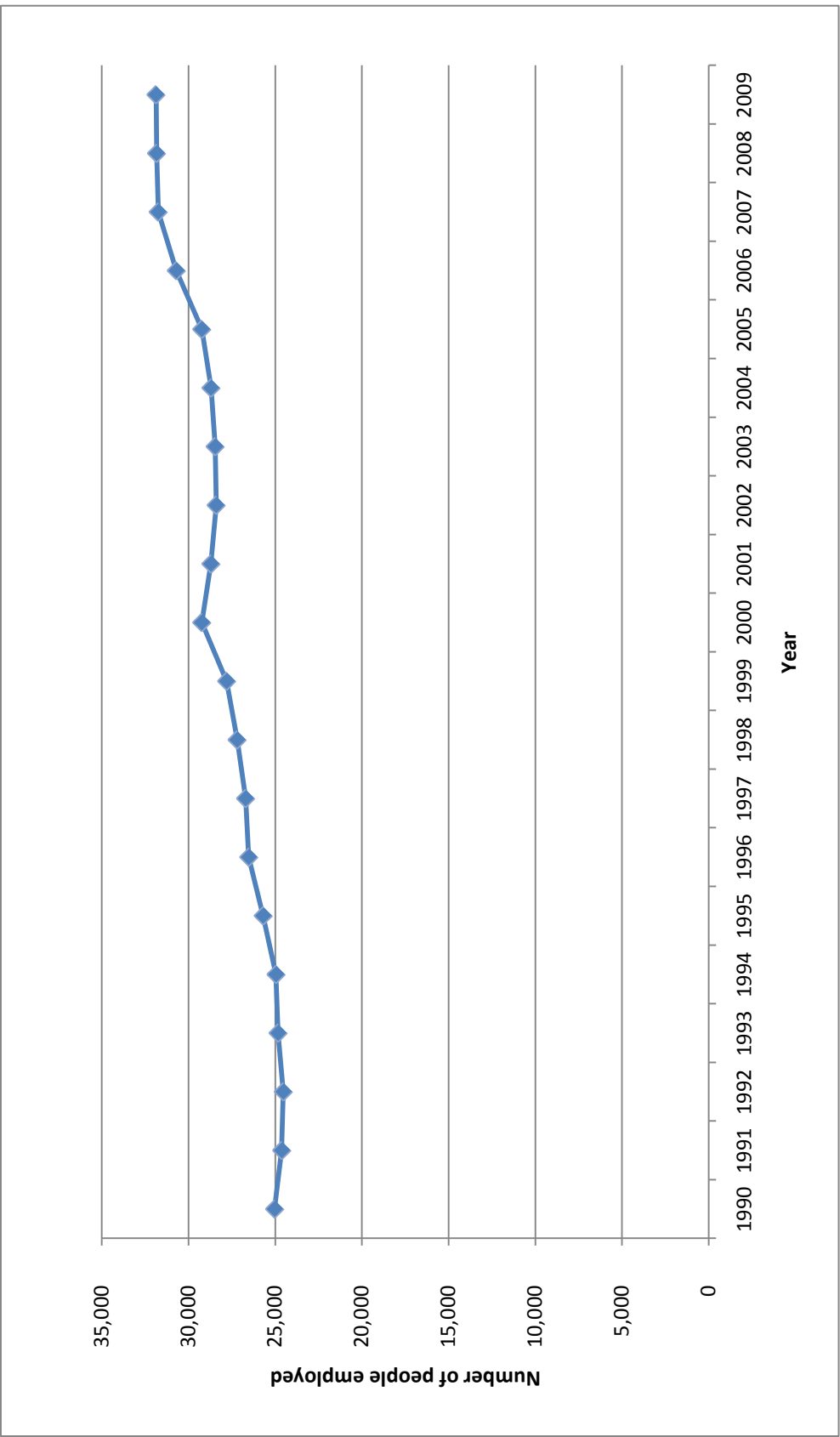
According to Table 6, and Figure 4, Pottawatomie County is likely an exporter in farming, mining, utilities, educational services, accommodation and food services, and state and local government sectors in 2008. The county is probably an importer in the following sectors: forestry and fishing, mining, wholesale trade, transportation and warehousing, finance and insurance, real estate and rental, arts and entertainment, and federal civilian government. For clarification, (D) in Table 6 generally represents a situation where the number of employers is so small that employment numbers cannot be released without jeopardizing privacy constraints. They do not necessarily represent zero activity.

Table 4: Labor Force for Pottawatomie County 1990-2008

Year	Period	Labor Force	Employed	Unemployed	Unemployment Rate, Pottawatomie	Unemp Rate, OK
1990	Annual	26,688	25,040	1,648	6.2%	5.7%
1991	Annual	26,495	24,629	1,866	7.0%	6.2%
1992	Annual	26,218	24,539	1,679	6.4%	6.2%
1993	Annual	26,338	24,842	1,496	5.7%	6.0%
1994	Annual	26,411	24,958	1,453	5.5%	5.6%
1995	Annual	26,895	25,699	1,196	4.4%	4.6%
1996	Annual	27,887	26,528	1,359	4.9%	4.2%
1997	Annual	28,066	26,712	1,354	4.8%	4.2%
1998	Annual	28,683	27,201	1,482	5.2%	4.4%
1999	Annual	28,909	27,804	1,105	3.8%	3.6%
2000	Annual	30,208	29,237	974	3.2%	3.1%
2001	Annual	30,035	28,710	1,325	4.4%	3.7%
2002	Annual	29,918	28,409	1,509	5.0%	4.8%
2003	Annual	30,244	28,467	1,777	5.9%	5.6%
2004	Annual	30,417	28,707	1,710	5.6%	5.0%
2005	Annual	30,887	29,238	1,649	5.3%	4.5%
2006	Annual	32,163	30,703	1,460	4.5%	4.1%
2007	Annual	33,106	31,748	1,358	4.1%	4.1%
2008	Annual	33,090	31,842	1,248	3.8%	3.7%
2009	Annual	34,035	31,876	2,159	6.3%	6.4%

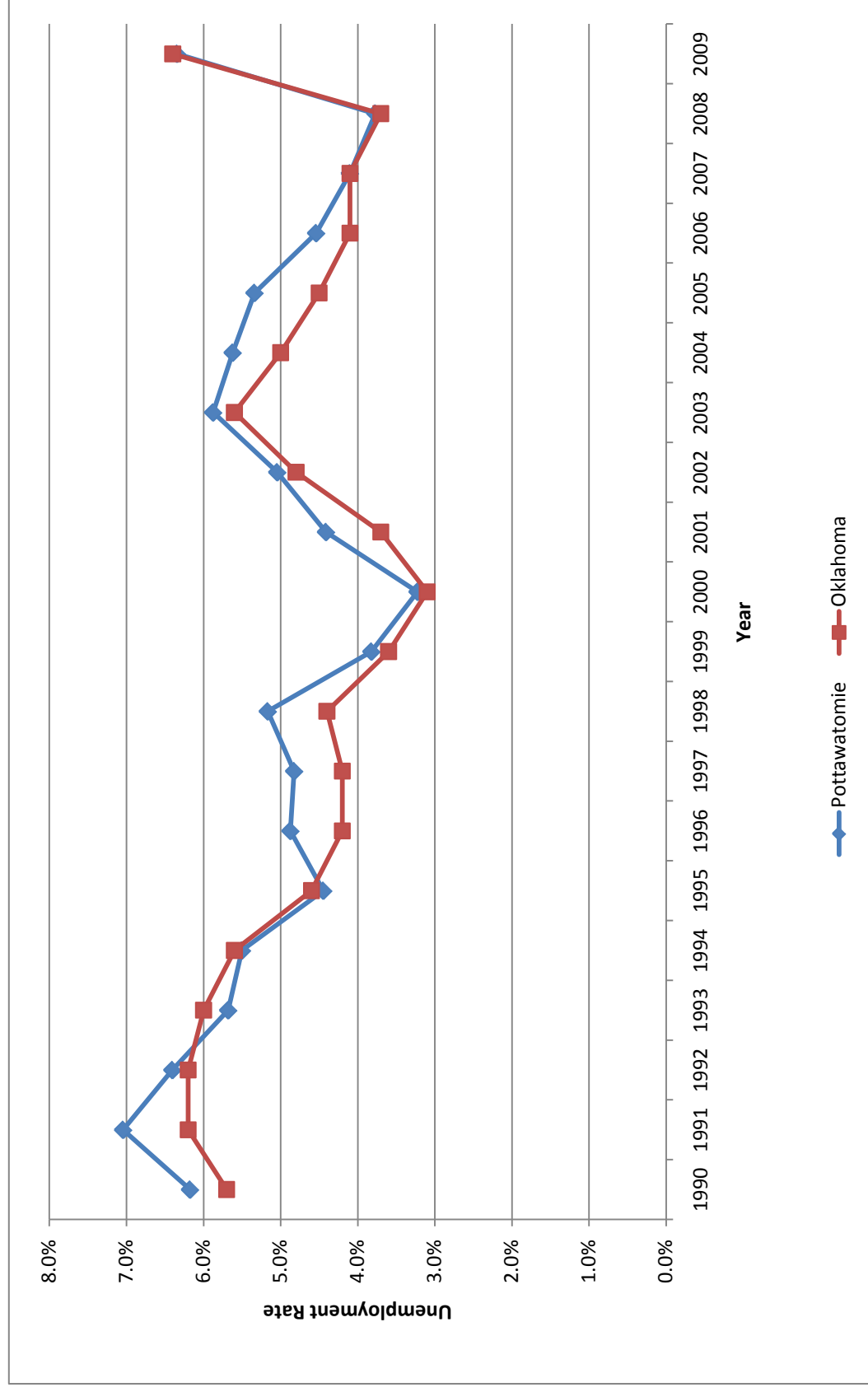
Source: Bureau of Labor Statistics, Local Area Unemployment Statistics

Figure 2. Total Employment for Pottawatomie County, 1990-2008



Source: Bureau of Labor Statistics, Local Area Unemployment Statistics

Figure 3. Unemployment Rate for Pottawatomie County and Oklahoma, 1990-2008



Source: Bureau of Labor Statistics, Local Area Unemployment Statistics

Table 5: Employment by Major Industry in Pottawatomie County, 2001-2008

	2001	2002	2003	2004	2005	2006	2007	2008
Total employment	29,172	28,579	28,614	28,852	29,665	30,701	31,818	32,334
Wage and salary employment	21,608	21,183	20,906	21,256	21,935	22,690	23,406	23,437
Proprietors employment	7,564	7,396	7,708	7,596	7,730	8,011	8,412	8,897
Farm proprietors employment	1,725	1,608	1,600	1,573	1,579	1,557	1,627	1,626
Nonfarm proprietors employment	5,839	5,788	6,108	6,023	6,151	6,454	6,785	7,271
Farm employment	1,793	1,658	1,650	1,646	1,661	1,643	1,732	1,741
Nonfarm employment	27,379	26,921	26,964	27,206	28,004	29,058	30,086	30,593
Private employment	23,354	22,724	22,747	22,715	23,241	23,573	24,265	24,806
Forestry, fishing, and related activities	(D)	(D)	(D)	(D)	(D)	87	83	94
Mining	781	680	829	666	672	739	794	1,010
Utilities	145	142	130	117	127	153	159	151
Construction	1,759	1,735	1,798	1,836	1,974	1,967	1,884	2,031
Manufacturing	3,091	3,161	3,070	3,067	3,057	3,047	3,087	3,057
Wholesale trade	544	474	459	464	447	457	457	470
Retail trade	3,420	3,414	3,276	3,331	3,465	3,397	3,455	3,474
Transportation and warehousing	621	576	591	562	554	575	569	558
Information	577	308	333	329	390	392	399	382
Finance and insurance	811	789	780	781	787	819	886	935
Real estate and rental and leasing	557	583	628	591	615	650	697	766
Professional, scientific, and technical services	1,325	961	906	(D)	(D)	(D)	1,095	(D)
Management of companies and enterprises	37	35	27	(D)	(D)	(D)	38	(D)
Administrative and waste services	1,552	1,559	1,648	1,566	1,662	1,613	1,587	1,571
Educational services	998	1,031	968	1,002	993	963	930	1,027
Health care and social assistance	2,671	2,765	2,785	2,778	2,801	2,792	3,037	3,144
Arts, entertainment, and recreation	(D)	(D)	(D)	180	197	204	234	245
Accommodation and food services	2,367	2,336	2,332	2,443	2,519	2,803	3,028	2,827
Other services, except public administration	1,860	1,933	1,939	1,900	1,855	1,854	1,846	1,882
Government and government enterprises	4,025	4,197	4,217	4,491	4,763	5,485	5,821	5,787
Federal, civilian	190	185	186	181	182	183	181	180
Military	327	325	327	312	289	291	298	314
State and local	3,508	3,687	3,704	3,998	4,292	5,011	5,342	5,293
State government	607	523	460	468	460	463	461	464
Local government	2,901	3,164	3,244	3,530	3,832	4,548	4,881	4,829

Source: Regional Economic Information System 1969-2008, v4.2.0, Table CA25N

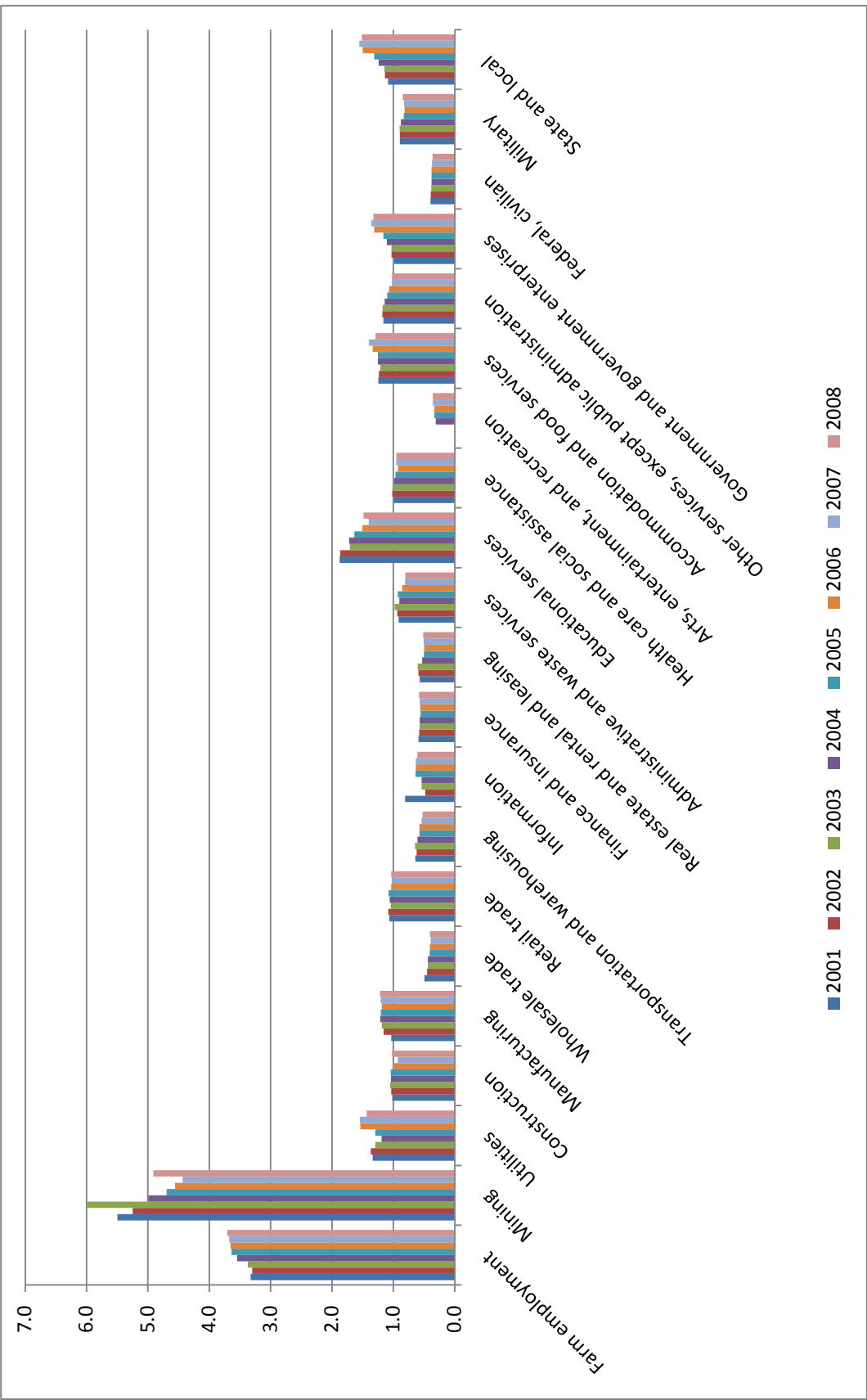
(D): Not available

Table 6: Location Quotient for Pottawatomie County, 2001-2008

	2001	2002	2003	2004	2005	2006	2007	2008
Farm employment	3.32	3.30	3.37	3.55	3.64	3.65	3.68	3.70
Nonfarm employment	0.96	0.96	0.96	0.96	0.96	0.96	0.96	0.96
Private employment	0.95	0.95	0.95	0.93	0.93	0.90	0.90	0.90
Forestry, fishing, and related activities	(D)	(D)	(D)	(D)	(D)	0.61	0.56	0.62
Mining	5.49	5.25	6.00	4.99	4.69	4.56	4.43	4.91
Utilities	1.34	1.37	1.29	1.19	1.30	1.54	1.55	1.44
Construction	1.02	1.04	1.05	1.04	1.04	0.98	0.93	1.02
Manufacturing	1.04	1.16	1.19	1.21	1.21	1.19	1.21	1.22
Wholesale trade	0.50	0.45	0.44	0.44	0.41	0.40	0.39	0.40
Retail trade	1.06	1.08	1.04	1.06	1.08	1.03	1.03	1.04
Transportation and warehousing	0.64	0.62	0.65	0.61	0.57	0.57	0.54	0.52
Information	0.81	0.48	0.54	0.54	0.64	0.63	0.63	0.61
Finance and insurance	0.59	0.58	0.57	0.57	0.56	0.56	0.57	0.58
Real estate and rental and leasing	0.57	0.59	0.61	0.53	0.50	0.50	0.51	0.51
Professional, scientific, and technical services	0.73	0.55	0.51	(D)	(D)	(D)	0.52	(D)
Management of companies and enterprises	0.12	0.11	0.09	(D)	(D)	(D)	0.11	(D)
Administrative and waste services	0.92	0.94	0.98	0.90	0.93	0.86	0.81	0.80
Educational services	1.88	1.87	1.71	1.72	1.64	1.51	1.40	1.49
Health care and social assistance	0.99	1.02	1.00	0.99	0.97	0.92	0.95	0.95
Arts, entertainment, and recreation	(D)	(D)	(D)	0.31	0.33	0.33	0.36	0.36
Accommodation and food services	1.24	1.23	1.21	1.25	1.25	1.34	1.40	1.29
Other services, except public administration	1.16	1.18	1.18	1.14	1.10	1.07	1.02	1.02
Government and government enterprises	0.99	1.03	1.03	1.11	1.16	1.31	1.36	1.32
Federal, civilian	0.40	0.39	0.38	0.38	0.38	0.38	0.37	0.36
Military	0.90	0.90	0.90	0.88	0.83	0.82	0.82	0.85
State and local	1.08	1.14	1.15	1.24	1.31	1.50	1.56	1.51

Source: Computed by Tesfaye Woldeesenbet, OCES using data from Regional Economic Information System 1969- 2006, v4.2.0, Table CA25N
(D): Not Available

Figure 4: Location Quotients for Pottawatomie County, 2001-2008



Source: Computed by Eyosiyas Tegegne, OCES using data from Regional Economic Information System 1969-2008, v4.2.0, Table CA25N

Income Trends

Table 7 provides data portraying total personal income by major source for Pottawatomie County from 2001-2008. Between 2001 and 2008, total personal income in Pottawatomie County increased by 45.12%. One source of income growth in the county during this period, was the growth of supplements to wages and salaries (i.e., benefits; 66.03%). Per capita income for the state of Oklahoma was \$35,969. Per capita income in Pottawatomie County was \$30,166 in 2008. (See also Figure 5). Some of the disparity in per capita income between Pottawatomie County and Oklahoma is likely due to the growing population of age 65 and above that face fixed incomes and the large share of employment in sectors that do not see wages rise as quickly as the other sectors (e.g., government).

It is also significant that Pottawatomie County's "adjustment for residence" has been positive and is currently positive. Thus, this income adjustment accounts for the fact that about one fourth of personal income is earned outside of Pottawatomie County.

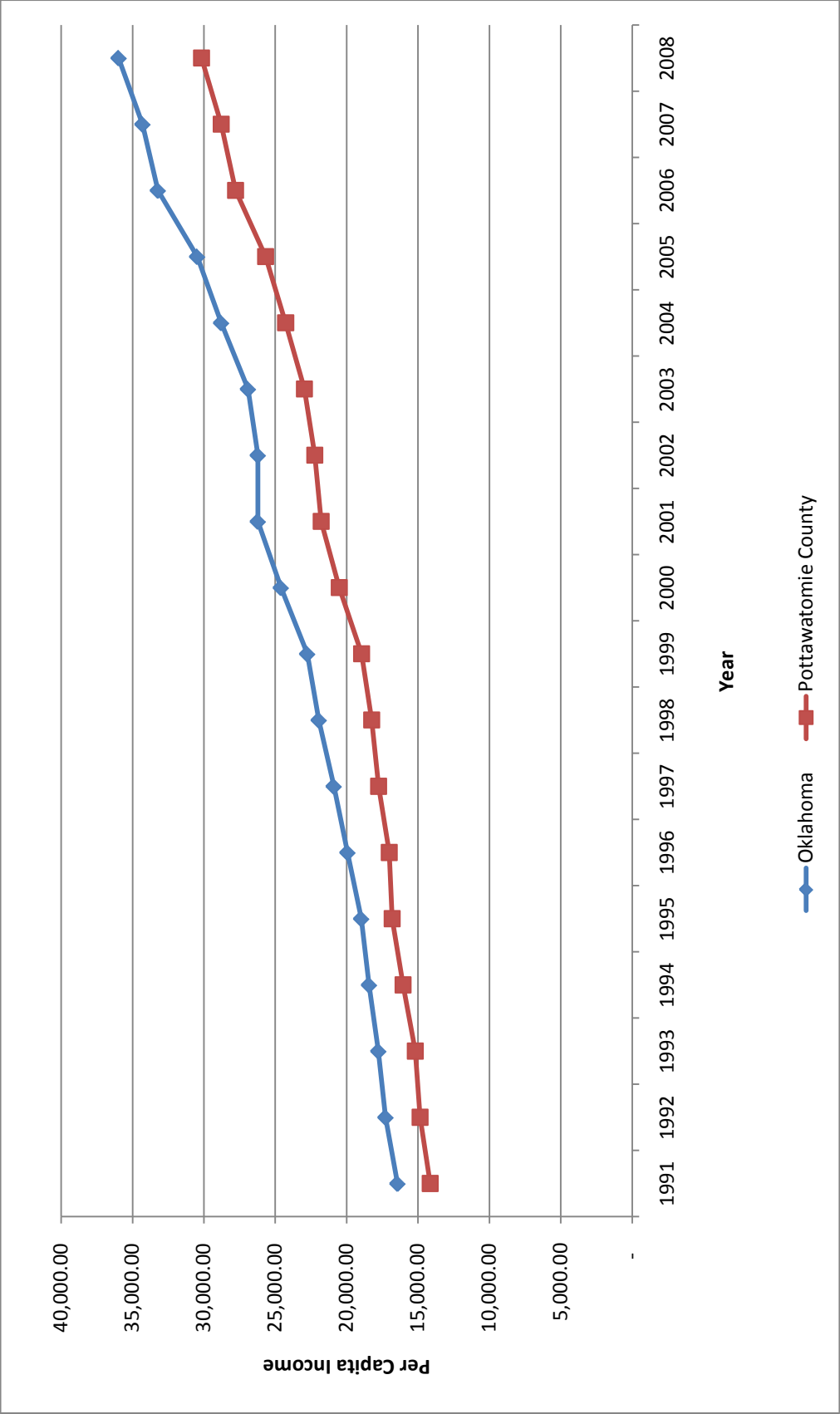
Transfer payments are often referred to only as "welfare payments," but this category actually contains a much more diverse group of payments. Table 8 gives the breakdown of the various types of transfer payments received in the county from 2001-2008. From 2001-2008, other transfer payments to individuals increased by 865.6%, making it the fastest growing category. The next fastest growing category was medical benefits (150.5%). Categories of transfer payments that declined over this period: business payments to individuals (which are primarily personal injury payments).

Table 7: Personal Income by Major Source for Pottawatomie County, 2001-2008

	2001	2002	2003	2004	2005	2006	2007	2008
Wage and salary disbursements	497,480	498,916	514,344	538,440	567,939	618,902	667,561	696,016
Supplements to wages and salaries	110,776	120,371	132,541	139,998	152,343	165,303	177,860	183,929
Proprietors' income 6/	153,737	129,125	145,880	172,056	177,169	179,671	165,370	167,351
Earnings by place of work	761,993	748,412	792,765	850,494	897,451	963,876	1,010,791	1,047,296
plus: Adjustment for residence	294,828	311,402	325,007	356,454	373,453	404,541	398,316	425,976
plus: Dividends, interest, and rent	229,056	225,495	225,002	217,059	229,147	261,098	295,688	302,559
plus: Personal current transfer receipts	241,846	281,567	296,639	306,439	339,656	373,340	403,511	440,784
less: Contributions for government social insurance	83,803	85,488	89,077	94,380	101,098	109,067	117,187	121,170
Personal income	1,443,920	1,481,388	1,550,336	1,636,066	1,738,609	1,893,788	1,991,119	2,095,445
Per capita personal income (dollars), Pottawatomie County	21,788	22,238	22,953	24,272	25,678	27,784	28,786	30,166
Per capita personal income (dollars), Oklahoma	26,218	26,218	26,909	28,789	30,469	33,222	34,298	35,969

Source: Regional Economic Information System 1969-2008, v4.2.0, Table CA05N

Figure 5: Per Capita Income for Creek County and the State of Oklahoma, 1991-2008Source: Regional Economic



Information System 1969-2008, v4.2.0, Tables CA05 and CA05N

Table 8: Transfer Payments (in thousands) by Type for Pottawatomie County, 2001-2008

	2001	2002	2003	2004	2005	2006	2007	2008
Retirement and disability insurance benefits	105,791	112,627	114,945	124,393	133,105	141,153	149,851	158,249
Medical benefits	70,579	99,040	106,436	106,884	124,595	146,788	162,381	176,810
Income maintenance benefits	28,413	32,598	37,489	39,938	43,763	46,057	47,191	48,809
Unemployment insurance compensation	3,819	5,578	6,550	4,383	3,338	2,878	3,027	4,328
Veterans benefits	12,850	14,084	15,228	16,440	17,852	19,493	20,606	22,234
Federal education and training assistance	5,121	5,634	5,639	6,115	6,521	7,330	8,113	9,318
Other transfer payments to individuals	961	384	384	334	528	667	1,274	9,280
Payments to nonprofit institutions	6,068	6,082	6,493	6,719	7,832	7,465	7,335	7,219
Business payments to individuals	8,244	5,540	3,475	1,233	2,122	1,509	3,733	4,537
Total personal current transfer receipts (\$000)	241,846	281,567	296,639	306,439	339,656	373,340	403,511	440,784

Source: Regional Economic Information System 1969-2008, v4.2.0, Table CA35

Trends in Use and Sales Tax Collections

Tables 9-11 presents use tax collections for the City of McLoud, Shawnee and Tecumseh for fiscal years 2003-2009. Use tax is a tax paid on merchandise bought outside of Oklahoma when the tax was not charged in another state (Oklahoma Tax Commission). For fiscal year 2009, McLoud, Shawnee and Tecumseh had \$39,401, \$767, 672 and \$33,901 in use tax collections remitted to the cities respectively.

Table 12 presents county sales tax collections for Pottawatomie County for fiscal years 2003-2009. In 2009, collections totaled \$7,464, 972 (an increase of 50.4% since 2003), and the tax rate was 1%. Tables 13-15 show sales tax collections for the city of McLoud, Shawnee and Tecumseh from 1990-2009. In 2009, McLoud, Shawnee and Tecumseh collected \$450,956 (at 3.5%), \$15,946,576 (at 3%) and \$779,472 (at 3%) respectively.

Estimates of retail sales can be calculated from sales tax collection figures. Figures 6-8 show estimated retail sales for the city of McLoud, Shawnee and Tecumseh from 1990-2009. Retail sales growth can be an important indicator for communities to track over time. Not only are retail sales an indicator of the strength of an economy, but since most communities depend on municipal sales tax revenues to fund their budgets, retail sales also determine a local government's ability to provide for local services. Furthermore, careful analysis of retail strengths and weaknesses may indicate possible areas of improvement for communities intently focused on economic development through the retention or attraction of local retail dollars. Estimated retail sales in McLoud, Shawnee and Tecumseh increased between 2004 and 2009. Retail sales in McLoud rose dramatically in 1998, remained stable until 2004, and they have risen

consistently since; see Figure 6. As one can see in Figure 7, retail sales in Shawnee have increased steadily since 1980. Tecumseh's estimated retail sales didn't show a steady growth; rather they have hovered around \$25 million for the last decade, as illustrated in Figure 8. Retail sales growth is consistent with the increases in employment and income discussed in previous sections of this report.

Table 9: City Use Tax Collections for the City of McLoud, FY 2003-2009

Year	Tax Rate	Months	Collections
2003	3.0%	12	\$12,946.02
2004	3.0%	12	\$14,494.13
2005	3.0%	12	\$22,634.37
2006	3.0%	12	\$40,055.33
2007	3.0%	12	\$37,234.00
2008	3.0%	12	\$34,973.37
2009	3.0%	12	\$39,401.23

Oklahoma Tax Commission

Table 10: City Use Tax Collections for the City of Shawnee, FY 2003-2009

Year	Tax Rate	Months	Collections
2003	3.0%	12	\$470,240.62
2004	3.0%	12	\$568,477.22
2005	3.0%	12	\$679,765.59
2006	3.0%	12	\$592,876.47
2007	3.0%	12	\$673,105.21
2008	3.0%	12	\$792,641.01
2009	3.0%	12	\$767,671.92

Source: Oklahoma Tax Commission

Table 11: City Use Tax Collections for the City of Tecumseh, FY 2003-2009

Year	Tax Rate	Months	Collections
2003	3.0%	12	\$15,076.34
2004	3.0%	12	\$21,659.30
2005	3.0%	12	\$26,798.81
2006	3.0%	12	\$30,813.69
2007	3.0%	12	\$33,821.65
2008	3.0%	12	\$37,547.64
2009	3.0%	12	\$33,901.86

Source: Oklahoma Tax Commission

Table 12: County sales tax Collections for Pottawatomie, FY 2003-2009

Year	Tax Rate	Months	County Collections
2003	1.0%	12	\$4,963,254.34
2004	1.0%	12	\$5,202,509.42
2005	1.0%	12	\$5,594,035.74
2006	1.0%	12	\$6,222,413.26
2007	1.0%	12	\$6,545,689.01
2008	1.0%	12	\$6,917,371.33
2009	1.0%	12	\$7,464,971.72

Source: Oklahoma Tax Commission

Table 13: Sales Tax Collections and Estimated Retail Sales for McCloud, OK, FY 1980-2009

Year	Months	Rate	Sales Tax Collections	Estimated Retail Sales
1980	12	2.0%	\$83,316.00	\$4,165,800.00
1981	12	2.0%	\$90,968.00	\$4,548,400.00
1982	12	2.0%	\$109,125.00	\$5,456,250.00
1983	12	3.0%	\$107,275.00	\$5,363,750.00
1984	12	3.0%	\$189,669.00	\$6,322,300.00
1985	12	3.0%	\$188,180.00	\$6,272,666.67
1986	12	3.0%	\$166,077.00	\$5,535,900.00
1987	12	3.0%	\$141,257.00	\$4,708,566.67
1988	12	3.0%	\$136,078.00	\$4,535,933.33
1989	12	3.0%	\$133,872.00	\$4,462,400.00
1990	12	3.0%	\$132,314.00	\$4,410,466.67
1991	12	3.0%	\$152,652.00	\$5,088,400.00
1992	12	3.0%	\$164,115.00	\$5,470,500.00
1993	12	3.0%	\$175,648.00	\$5,854,933.33
1994	12	3.0%	\$177,129.00	\$5,904,300.00
1995	12	3.0%	\$185,719.00	\$6,190,633.33
1996	12	3.0%	\$205,408.00	\$6,846,933.33
1997	2&10	3.0%-4.0%	\$261,652.00	\$6,818,950.00
1998	12	4.0%	\$431,702.00	\$10,792,550.00
1999	12	4.0%	\$474,925.00	\$11,873,125.00
2000	12	4.0%	\$429,181.00	\$10,729,525.00
2001	12	4.0%	\$476,301.00	\$11,907,525.00
2002	2&10	4.0%-3.0%	\$359,028.00	\$11,375,358.33
2003	12	3.5%	\$347,172.00	\$11,572,400.00
2004	12	3.5%	\$317,278.00	\$10,575,933.33
2005	12	3.5%	\$357,860.00	\$11,928,666.67
2006	12	3.5%	\$385,624.00	\$12,854,133.33
2007	12	3.5%	\$388,255.00	\$12,941,833.33
2008	12	3.5%	\$425,325.00	\$14,177,500.00
2009	12	3.5%	\$450,956.00	\$15,031,866.67

Source: Oklahoma Tax Commission Ledger Reports

Table 14: Sales Tax Collections and Estimated Retail Sales for Shawnee, OK, FY 1980-2009

Year	Months	Rate	Sales Tax Collections	Estimated Retail Sales
1980	12	2.0%	\$2,976,835.00	\$148,841,750.00
1981	12	2.0%	\$3,272,182.00	\$163,609,100.00
1982	12	2.0%	\$3,611,132.00	\$180,556,600.00
1983	2&10	2.0%-3.0%	\$5,280,733.00	\$186,793,000.00
1984	12	3.0%	\$5,906,573.00	\$196,885,766.67
1985	12	3.0%	\$6,120,796.00	\$204,026,533.33
1986	12	3.0%	\$5,945,623.00	\$198,187,433.33
1987	12	3.0%	\$5,790,485.00	\$193,016,166.67
1988	12	3.0%	\$5,963,670.00	\$198,789,000.00
1989	12	3.0%	\$6,176,886.00	\$205,896,200.00
1990	12	3.0%	\$6,809,065.00	\$226,968,833.33
1991	12	3.0%	\$7,103,545.00	\$236,784,833.33
1992	12	3.0%	\$7,547,212.00	\$251,573,733.33
1993	12	3.0%	\$7,992,862.00	\$266,428,733.33
1994	12	3.0%	\$8,257,842.00	\$275,261,400.00
1995	12	3.0%	\$8,832,524.00	\$294,417,466.67
1996	12	3.0%	\$9,343,119.00	\$311,437,300.00
1997	12	3.0%	\$10,000,310.00	\$333,343,666.67
1998	12	3.0%	\$10,451,364.00	\$348,378,800.00
1999	12	3.0%	\$10,885,535.00	\$362,851,166.67
2000	12	3.0%	\$11,371,534.00	\$379,051,133.33
2001	12	3.0%	\$12,061,740.00	\$402,058,000.00
2002	12	3.0%	\$12,143,172.00	\$404,772,400.00
2003	12	3.0%	\$12,307,601.00	\$410,253,366.67
2004	12	3.0%	\$12,534,443.00	\$417,814,766.67
2005	12	3.0%	\$13,243,845.00	\$441,461,500.00
2006	12	3.0%	\$13,940,367.00	\$464,678,900.00
2007	12	3.0%	\$14,620,777.00	\$487,359,233.33
2008	12	3.0%	\$15,407,919.00	\$513,597,300.00
2009	12	3.0%	\$15,946,576.00	\$531,552,533.33

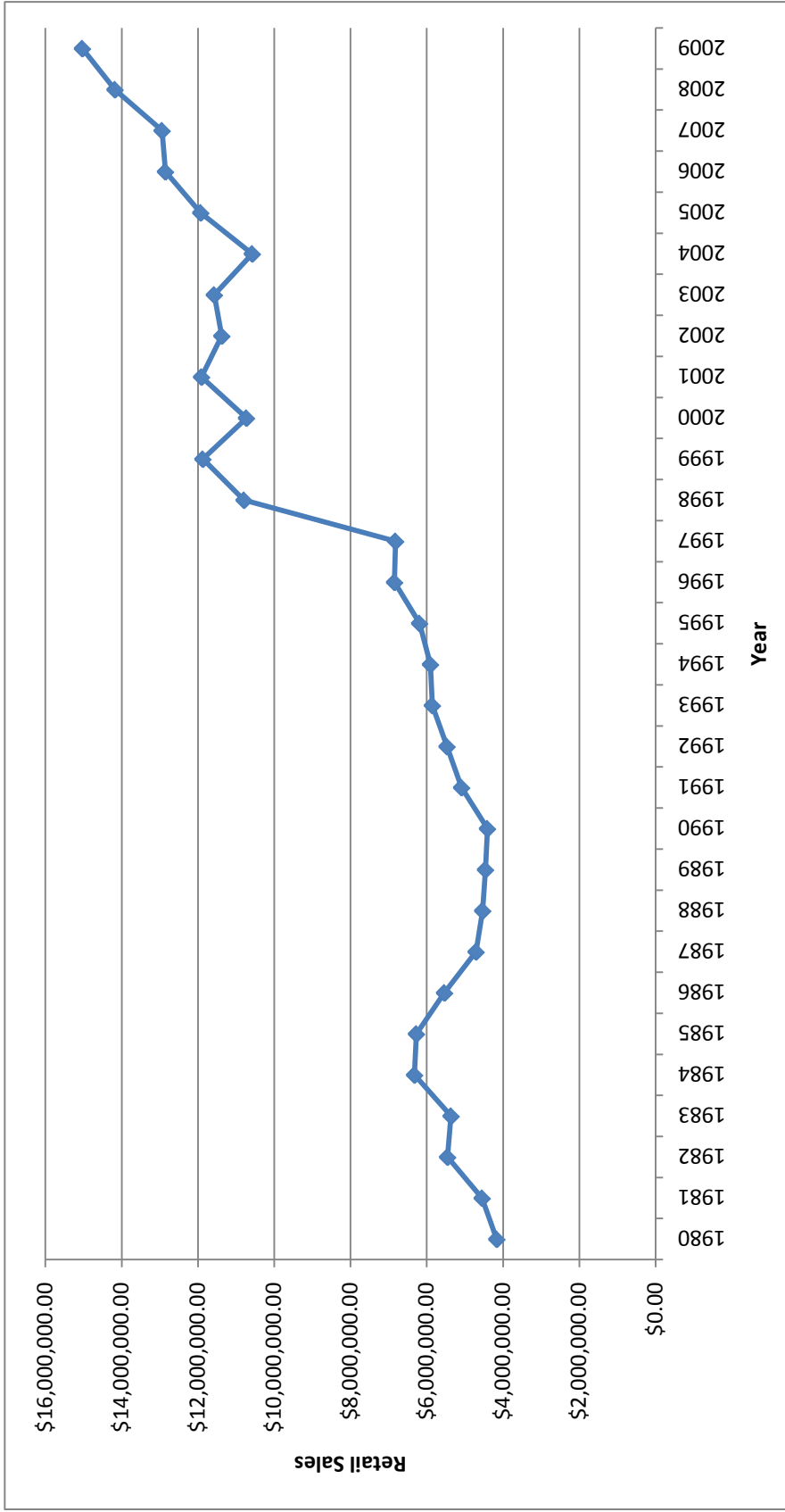
Source: Oklahoma Tax Commission Ledger Reports

Table 15: Sales Tax Collections and Estimated Retail Sales for Tecumseh, OK, FY 1980-2009

Year	Months	Rate	Sales Tax Collections	Estimated Retail Sales
1980	12	2.0%	\$374,428.00	\$18,721,400.00
1981	12	2.0%	\$433,188.00	\$21,659,400.00
1982	12	2.0%	\$510,060.00	\$25,503,000.00
1983	12	2.0%	\$535,706.00	\$26,785,300.00
1984	7&5	2.0%-3.0%	\$665,145.00	\$27,255,466.67
1985	12	3.0%	\$850,902.00	\$28,363,400.00
1986	12	3.0%	\$846,628.00	\$28,220,933.33
1987	12	3.0%	\$681,168.00	\$22,705,600.00
1988	12	3.0%	\$657,040.00	\$21,901,333.33
1989	12	3.0%	\$619,293.00	\$20,643,100.00
1990	12	3.0%	\$640,231.00	\$21,341,033.33
1991	12	3.0%	\$627,395.00	\$20,913,166.67
1992	12	3.0%	\$613,073.00	\$20,435,766.67
1993	12	3.0%	\$650,270.00	\$21,675,666.67
1994	12	3.0%	\$661,958.00	\$22,065,266.67
1995	12	3.0%	\$654,596.00	\$21,819,866.67
1996	12	3.0%	\$716,072.00	\$23,869,066.67
1997	12	3.0%	\$758,118.00	\$25,270,600.00
1998	12	3.0%	\$747,029.00	\$24,900,966.67
1999	12	3.0%	\$732,344.00	\$24,411,466.67
2000	12	3.0%	\$764,502.00	\$25,483,400.00
2001	12	3.0%	\$786,361.00	\$26,212,033.33
2002	12	3.0%	\$731,857.00	\$24,395,233.33
2003	12	3.0%	\$726,474.00	\$24,215,800.00
2004	12	3.0%	\$721,710.00	\$24,057,000.00
2005	12	3.0%	\$666,394.00	\$22,213,133.33
2006	12	3.0%	\$712,326.00	\$23,744,200.00
2007	12	3.0%	\$747,508.00	\$24,916,933.33
2008	12	3.0%	\$743,681.00	\$24,789,366.67
2009	12	3.0%	\$779,472.00	\$25,982,400.00

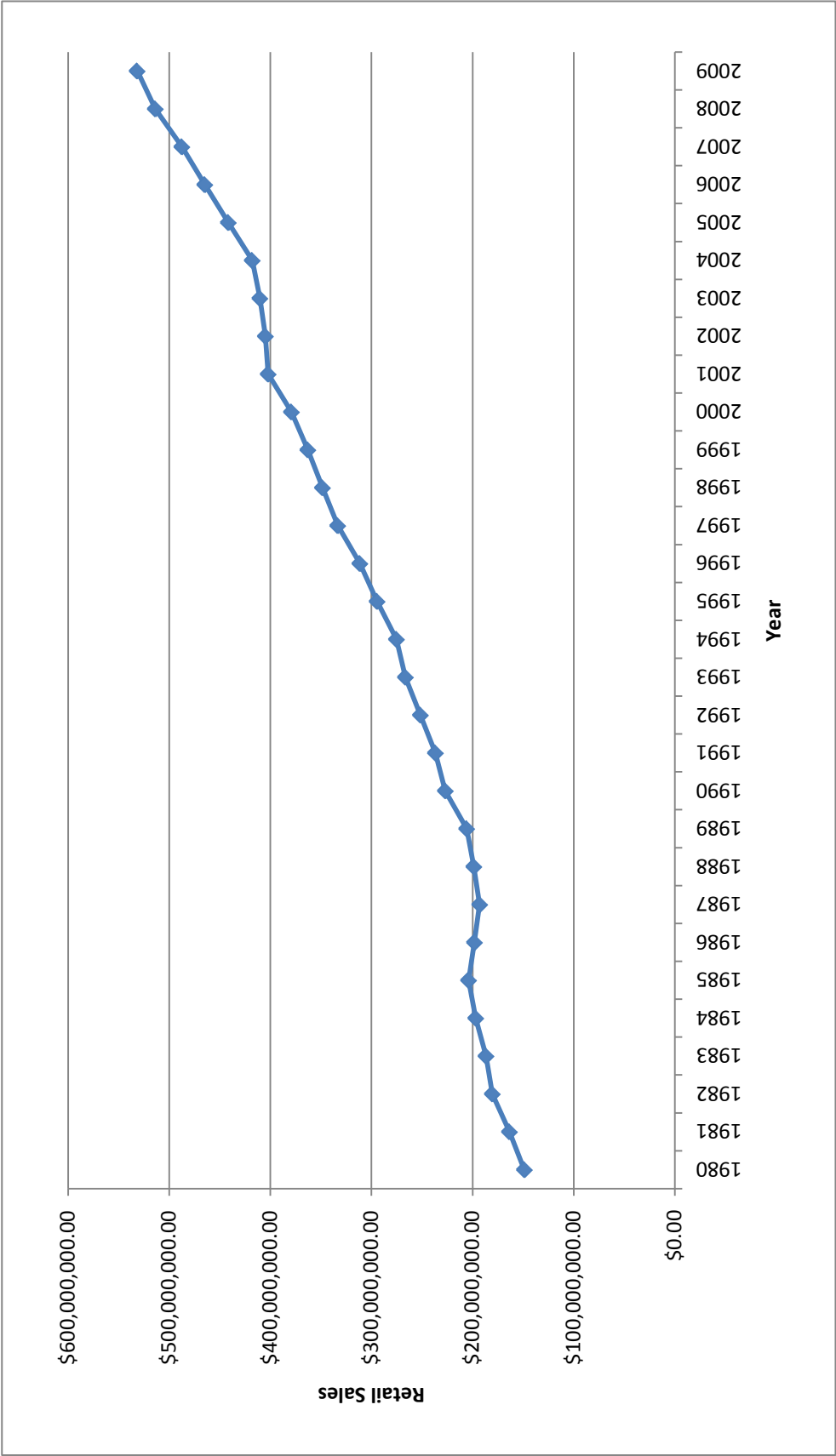
Source: Oklahoma Tax Commission Ledger Reports

Figure 6. Estimated Retail Sales for McLoud, OK, 1980-2009



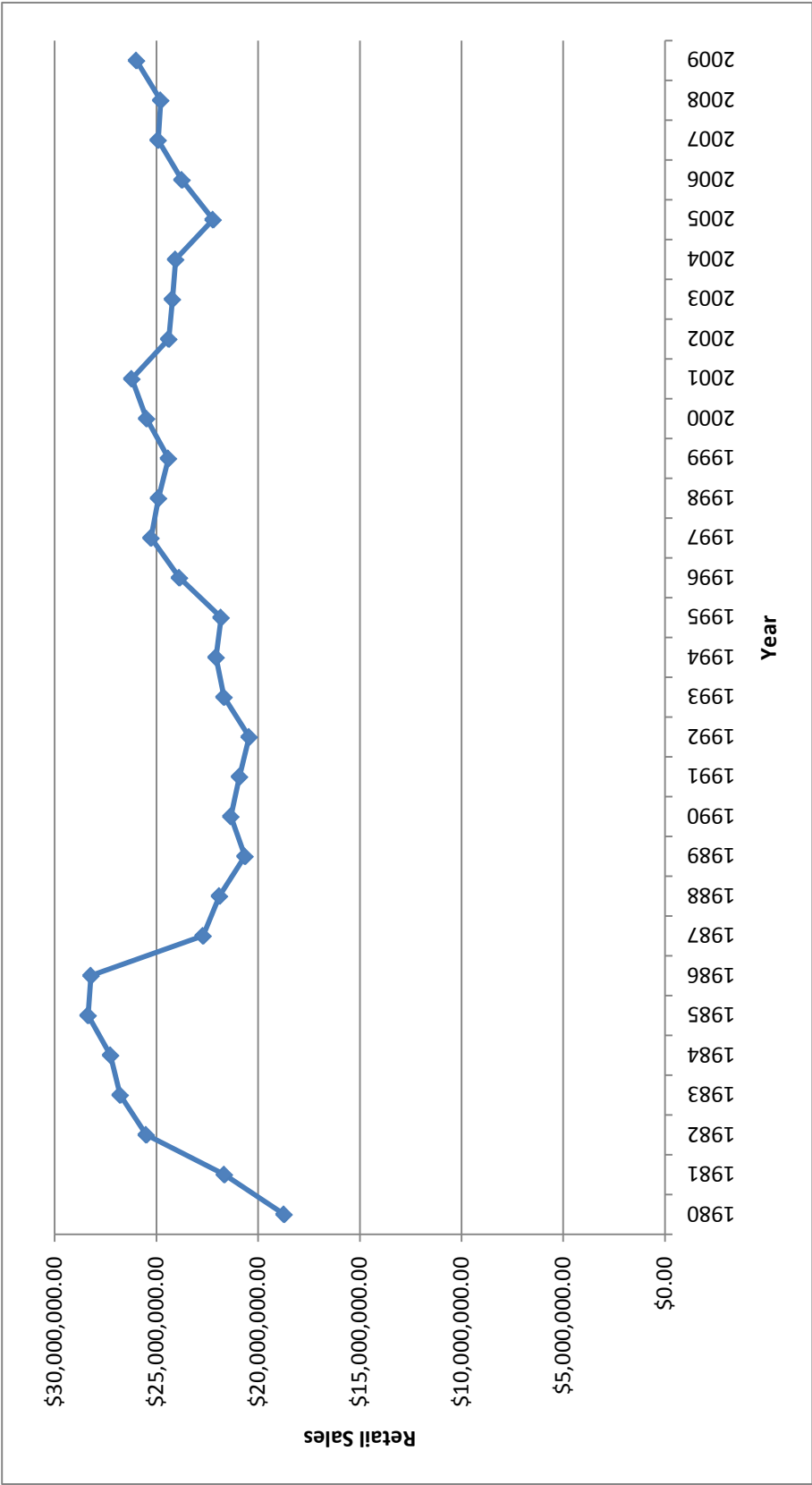
Source: Computed by Lara Brooks, OCES from Oklahoma Tax Commission Ledger Report

Figure 7. Estimated Retail Sales for Shawnee, OK, 1980-2009



Source: Computed by Lara Brooks, OCES from Oklahoma Tax Commission Ledger Report

Figure 8. Estimated Retail Sales for Tecumseh, OK, 1980-2009



Source: Computed by Lara Brooks, OCES from Oklahoma Tax Commission Ledger Report

Farms and Agriculture

The importance of agriculture may be frequently understated in discussions about total employment and personal income. Many jobs and salaries are generated in businesses that support agriculture. For example, a farm supply store would be classified as a retail establishment, but the methods of reporting data are such that it is difficult to isolate the agricultural businesses; however, specific agricultural data was collected to indicate the magnitude of agriculture in Pottawatomie County.

Table 16 contains farm income and expenditure data as reported by the Bureau of Economic Analysis, for the years 2001-2008. The volume of sales and expenditures reflects, to some extent, the relationship between agriculture and agri-related businesses. For Pottawatomie County, cash receipts and other income increased by 30.5% from 2001-2008, and production expenses also increased by 24.9%. The fact that income rose faster than expenses explains the increase in total farm and labor and proprietors income from 2001 to 2008. Figure 9 illustrates the total farm labor and proprietors' income for the county from 1991-2008.

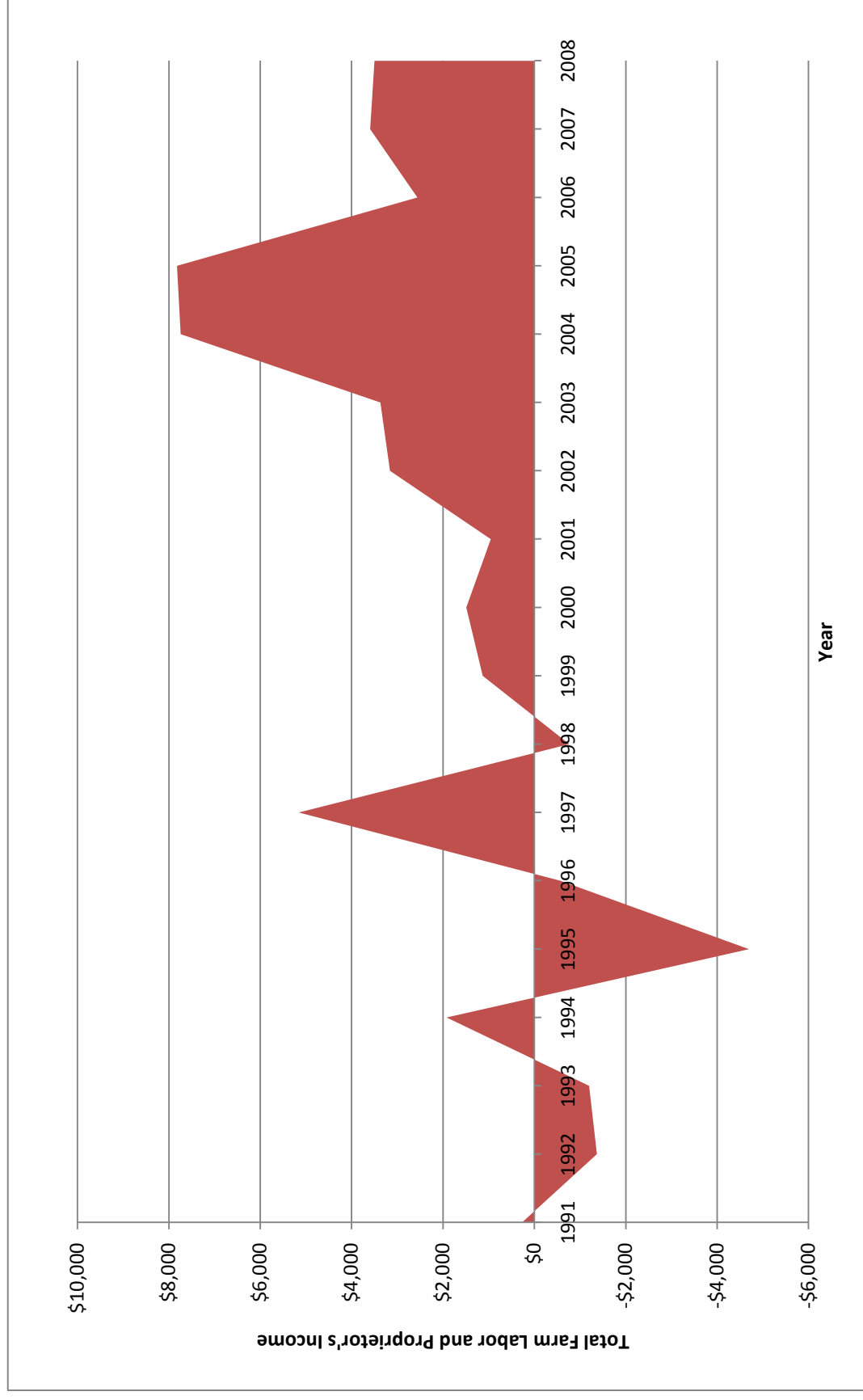
Table 17 summarizes Census of Agriculture data for 1997, 2002, and 2007 for the county. In 2007, there were 1,777 farms in Pottawatomie County, and 395,056 total acres in farms. Approximately 78.4% of the land area in the county was farmland in 2007. Most of the farms (1,602 out of 1,777) were family or individually owned, and 725 of the farmers reported farming to be their principal occupation. The average age of farm operators in Pottawatomie County in 2007 was 58 years of age. The market value of agricultural products sold in the county during 2007 was \$35,054,000, or \$19,726 per farm.

Table 16: Farm Income (in thousands) for Pottawatomie County, 2001-2008

	2001	2002	2003	2004	2005	2006	2007	2008
Total cash receipts and other income	32,593	27,877	33,220	37,571	41,650	40,089	38,902	42,545
less: Total production expenses	33,081	27,652	28,032	33,511	35,101	36,285	39,816	41,328
Realized net income	(488)	225	5,188	4,060	6,549	3,804	(914)	1,217
plus: Value of inventory change	511	2,444	(2,479)	2,887	320	(2,684)	2,567	(L)
Total net income including corporate farms	(L)	2,669	2,709	6,947	6,869	1,120	1,653	1,180
less: Net income of corporate farms	(L)	89	124	484	439	74	145	118
Total net farm proprietors' income	22	2,580	2,585	6,463	6,430	1,046	1,508	1,062
plus: Farm wages and perquisites	815	494	686	1,111	1,207	1,337	1,784	2,077
plus: Farm supplements to wages and salaries	117	86	99	167	185	177	302	360
Total farm labor and proprietors' income	954	3,160	3,370	7,741	7,822	2,560	3,594	3,499

Source: Regional Economic Information System 1969-2008, v4.2.0, Table CA45

Figure 9: Total Farm Labor and Proprietors' Income (in thousands) for Pottawatomie County, 1991-2008



Source: Regional Economic Information System 1969-2008, v4.2.0, Table CA45

Table 17: General Farm Characteristics for Pottawatomie County, 1997, 2002, 2007

	1997	2002	2007
Number of Farms	1,448	1,663	1,777
Total Acres in Farms	336,486	343,119	395,056
Total Acres in Cropland	154,701	145,093	127,444
Average Size of Farm (acres)	232	206	222
Percent of Land Area in Farms	66.8	68.1	78.4
Farms with Sales of \$2,500 or More	954	927	934
Average Value of Land And Buildings per Farm	\$174,524	\$209,333	\$316,605
Farm Operators by Tenure:			
Full Owners	1,037	1,085	1,263
Part Owners	500	508	465
Tenants	123	70	49
Farms by Type of Organization			
Individual or Family	1,541	1,603	1,602
Partnerships	82	34	115
Corporations	16	14	34
Other	21	12	16
Average Age of Farm Operators	56.6	56.3	58
Farm Operators by Principal Occupation			
Farming	569	845	725
Other	879	818	1,052
Market Value of Agricultural Products Sold (in \$1,000)	\$32,999	\$21,842	\$35,054
Average Market Value of Agricultural Products Sold per Farm	\$22,790	\$13,134	\$19,726

Sources: 1997 Census of Agriculture, Oklahoma State and County Data, Volume 1 Part 36, U.S. Department of Commerce, Bureau of the Census, Issued March 1999.

2002 Census of Agriculture, Oklahoma State and County Data, Volume 1 Part 36, U.S. Department of Commerce, Bureau of the Census, June 2004.
<http://www.nass.usda.gov/census/census02/volume1/ok/index2.htm>

2007 Census of Agriculture, Oklahoma State and County Data, Volume 1 Part 36, U.S. Department of Commerce, Bureau of the Census, July 2010.
http://www.agcensus.usda.gov/Publications/2007/Full_Report/Volume_1,_Chapter_2_County_Level/Oklahoma/okv1.pdf

Summary

This report provides an overview of the economic base of McLoud, Shawnee and Tecumseh and Pottawatomie County as a whole. Future economic development strategies should utilize the existing economic base in order to maximize the benefits to the local residents. The sectors comprising the economic base of Pottawatomie County identified in this report are: state and local government, accommodations, educational services, manufacturing, and farming.

References

ESRI Business Analyst. Demographic Comparison and Market Profile Reports for Stillwater, OK; downloaded 07/7/10.

Hustedde, Ron, Shaffer, Ron, and Pulver, Glen (1984). *Community Economic Analysis: A How To Manual*. North Central Regional Center for Rural Development, Iowa State University of Science and Technology: Ames Iowa.

Oklahoma Department of Commerce. "2007 Oklahoma Population Estimates by Place by County." Released July 10, 2008.
http://staging.okcommerce.gov/test1/dmdocuments/2007_Oklahoma_Population_Estimates_by_Place_by_County_1407082493.xls; downloaded 9/10/08, 3:45pm

Oklahoma Tax Commission. City Sales Tax Ledger Reports, Fiscal Years 2000 to 2008. Available online at <http://www.tax.ok.gov/rpt4.html>

Oklahoma Tax Commission. City Use Tax Ledger Reports, Fiscal Years 2000 to 2008. Available online at <http://www.tax.ok.gov/rpt4.html>

Oklahoma Tax Commission. County Sales Tax Ledger Reports, Fiscal Years 2000 to 2008. Available online at <http://www.tax.ok.gov/rpt4.html>

U.S.Department of Commerce, Bureau of Labor Statistics. Local Area Unemployment Statistics. <http://www.bls.gov/lau/>; downloaded data 08/1/2010.

U.S. Department of Commerce, Bureau of Economic Analysis. Regional Economic Information System. 1969-2008, v4.2.0, Tables CA05, CA05N, CA25N, CA35 and CA45

U.S. Department of Commerce, Census_Bureau. 1997 Census of Agriculture, Oklahoma State and County Data, Volume 1 Part 36, Issued March 1999.

U.S. Department of Commerce, Census_Bureau. 2002 Census of Agriculture, Oklahoma State and County Data, Volume 1 Part 36, June 2004.
<http://www.nass.usda.gov/census/census02/volume1/ok/index2.htm>

U.S. Department of Commerce, Census_Bureau. 2007 Census of Agriculture, Oklahoma State and County Data, Volume 1 Part 36, July 2010.
http://www.agcensus.usda.gov/Publications/2007/Full_Report/Volume_1,_Chapter_2_County_Level/Oklahoma/okv1.pdf

ANALYSIS OF RETAIL TRENDS AND TAXABLE SALES FOR SHAWNEE AND POTTAWATOMIE COUNTY, OKLAHOMA

Joe Benton, Pottawatomie County Extension Director, OSU, Shawnee
(405) 273-7683

Jack Frye, Area Community Development Specialist, OSU, Ada
(580) 332-4100

Lara Brooks, Extension Assistant, OSU, Stillwater
(405) 744-4857

Dave Shideler, Extension Economist, OSU, Stillwater
(405) 744-6170

OKLAHOMA COOPERATIVE EXTENSION SERVICE
OKLAHOMA STATE UNIVERSITY



June 2011

**Analysis of Retail Trends And Taxable Sales For
Shawnee and Pottawatomie County, Oklahoma**

Joe Benton
Pottawatomie County Extension Director
1401 N. Kennedy
Shawnee, OK 74801-6814
joe.benton@okstate.edu

Jack Frye
Area Ext. Comm. Dev. Specialist
PO Box 1378
314 S. Broadway, Suite 101
Ada, OK 74821-1378
jfrye@okstate.edu

Lara Brooks
Extension Assistant
526 Ag Hall
Oklahoma State University
Stillwater, OK 74078-6026
lara.brooks@okstate.edu

Dave Shideler
Extension Economist
323 Ag Hall
Oklahoma State University
Stillwater, OK 74078-6026
dave.shideler@okstate.edu

ABSTRACT

The goal of this paper is to provide an analysis of taxable sales for the community of Shawnee and Pottawatomie County. Basic data is used to provide estimates of trade area capture and pull factors. Reported sales tax data is also used to analyze trends in the county and area.

"Oklahoma State University, in compliance with Title VI and VII of the Civil Rights Act of 1964, Executive Order 11246 as amended, Title IX of the Education Amendments of 1972, Americans with Disabilities Act of 1990, and other federal laws and regulations, does not discriminate on the basis of race, color, national origin, sex, age, religion, disability, or status as a veteran in any of its policies, practices or procedures. This includes but is not limited to admissions, employment financial aid, and educational services."

"Readers may make verbatim copies of this document for non-commercial purposes by any means."

ANALYSIS OF RETAIL TRENDS AND TAXABLE SALES FOR SHAWNEE AND POTTAWATOMIE COUNTY, OKLAHOMA

INTRODUCTION

Oklahoma communities have been concerned with all aspects of economic development for the past several years. Creating new jobs and additional income is of concern to rural communities and urban areas alike. Often, retailing is viewed as a "service" sector dependent on the "basic" sectors such as oil, manufacturing, and agriculture. Export sectors produce goods and services sold outside the local or regional economy. Service sectors tend to circulate existing local dollars rather than attracting "new" outside dollars. The retail sector is important, though, as retail activity reflects the general health of a local economy. Retail sales also produce sales tax dollars that support municipal service provision. Many local communities are promoting a "shop at home" campaign to keep local retail dollars in the community. It will not be possible to stop all out-of-town spending or sales leakage for a local economy. Opportunities for improvement do frequently exist, however. Key areas can be identified for improvement. Analysis of retail trends can identify emerging trade centers. Local leaders in Shawnee requested the following taxable sales analysis. The specific objectives of the study are:

1. Utilize reported sales tax data to analyze trends in the county and area.
2. Provide estimates of trade area capture and market attraction.
3. Provide estimates of market attraction, broken out by SIC code.

METHODOLOGY AND DATA SOURCES

A trade area analysis model frequently used is "trade area capture." Trade area capture is calculated by dividing the city's retail sales by state per capita retail sales. The figure is adjusted by income differences between the state and relevant local area. The specific equation utilized is:

$$TAC_c = \frac{RS_c}{\frac{RS_s}{P_s} \times \frac{PCI_c}{PCI_s}}$$

Where:

TAC_c= trade area capture by city,
RS_c= retail sales by city,
RS_s= retail sales for the state,
P_s= state population,
PCI_c= per capita income by county, and
PCI_s= per capita income for the state.

Trade area capture figures incorporate both income and expenditure factors, which may be influencing retail trade trends. An underlying assumption of the trade area capture estimate is that local tastes and preferences are similar to that of the state as a whole. If a trade area capture estimate is larger than city population then two explanations are possible: 1) the city is attracting customers outside its boundaries, or 2) residents of the city are spending more than the state average.

Trade area capture figures can be utilized to estimate the amount of sales going to outside consumers. To do this, a pull factor, which is a measure of an economy's retail sales gap, is derived using trade area capture figures and city population:

$$PF_c = \frac{TAC_c}{P_c}$$

Where:

PF_c= city pull factor, and
P_c= city population.

A pull factor of 1.0 means the city is drawing all its customers from within its boundaries but none from the outside. A pull factor of 1.50 means the city is drawing non-local customers equal to 50 percent of the city population. A pull factor of less than one means the city is not capturing the shoppers within its boundaries or they are spending relatively less than the state average. This is considered a leakage of retail sales or a retail sales gap. Additional discussion of trade area capture and pull factors can be found in the references cited in this report (Barta and Woods; Harris; Stone and McConnon; Hustedde, Shatter, and Pulver). The Oklahoma Cooperative Extension Service has been conducting pull factor/gap analysis and sales tax analysis since 1991 (Woods, 1991).

City pull factors and trade area capture figures are calculated for fiscal years 1980 through 2010. Data used were sales tax returns as reported by the Oklahoma Tax Commission. These figures include only taxable sales in an area, but they provide a proxy for all retail sales. Population data were obtained from the Oklahoma Department of Commerce and are consistent with figures from the 1980, 1990, 2000, and 2010 Census. Income figures were taken from the Bureau of Economic Analysis (BEA) estimates for counties. Similar income data for cities were not available, so county income was used as a proxy.

IMPORTANT: Readers should note that BEA continually updates its estimates—sometimes for all years back to 1969, which was the case with a recently released data set. These updates affect the values for trade area capture and pull factors. Because of this, trade area capture and pull factor values in this report may differ slightly from values previously published in older versions of this report.

TAXABLE SALES ANALYSIS

Sales tax returns as reported by the Oklahoma Tax Commission for Shawnee are listed in Table 1 for the fiscal years 1980 to 2010. Sales tax returns are important to a city because they reflect the general health of a local economy and also represent significant revenue for the city budget. In FY 2010, Shawnee collected nearly \$15.4 million in sales tax at a tax rate of 3.0%. This translates into over \$512 million in retail sales. This is a decrease from 2009, when Shawnee collected nearly \$16 million in sales tax collections at the same rate or more than over \$531 million in retail sales. This is a common trend across the state for retail sales in FY2010. Sales are estimated from the sales tax returns and the sales tax rate that is reported. Figure 1 plots estimated taxable sales in both actual dollars and inflation-adjusted dollars. The Consumer Price Index is used to adjust for inflation. When taxable sales have been adjusted for inflation, Figure 1 shows that “real” sales have increased overall since 1980. Real sales did experience a slight decline from 2009 to 2010; however, the decline is not as significant as the one in nominal dollars.

Table 2 lists trade area capture figures for Shawnee from 1980 to 2010. Shawnee’s trade area capture has ranged from 35,952 in 1981 to 55,770 in 2010. This means that in 2010 Shawnee “captured” the retail sales of 55,770 persons. This is an increase from 2009 when Shawnee captured 51,775 shoppers. Even though Shawnee did experience a decline in retail sales, it was not as significant as the rest of the state. Therefore, this will boost Shawnee’s TAC. Figure 2 presents a graphic of these same trade area capture figures. Table 2 also displays population figures for Shawnee from 1980 to 2010. Shawnee’s population has increased overall since 1980. However, the 2010 Census population appears to be slightly lower than the estimates projected in previous years. Shawnee’s 2010 Census population is 29,857.

Table 3 lists pull factors for Shawnee for the years 1980 to 2010. The pull factor for Shawnee ranges from 1.332 in 1981 to 1.915 in 1997. Shawnee's pull factor is currently 1.868. The interpretation is that Shawnee is capturing shoppers equal to 1.868 times the local population. Similar to the TAC, this is an increase for Shawnee. In addition to state sales decreasing at a larger rate, Shawnee's population had a slight decline of 679 people. Both of these factors can raise a pull factor, even with a decline in retail sales from the previous year.

Table 3 also shows pull factors for cities and towns in Pottawatomie County with a reported sales tax. Figure 3 plots these pull factors. Following Shawnee, Earlsboro posts the next highest pull factor of 0.630. This is a decline from 2009 when Earlsboro posted a pull factor of 1.465. Tecumseh follows with a pull factor of 0.463. This is the highest pull factor Tecumseh has experienced since 2003. Asher, Maud, and McLoud follow closely with current pull factors of 0.391, 0.376 and 0.355, respectively. These three communities have experienced an increase since 2009. Wanette follows with a current pull factor of 0.234. Similar to Tecumseh, this is the largest pull factor Wanette has posted since 2003. Pink has a current pull factor of 0.054. This is the largest pull factor Pink has posted since they started collecting a sales tax in 2008.

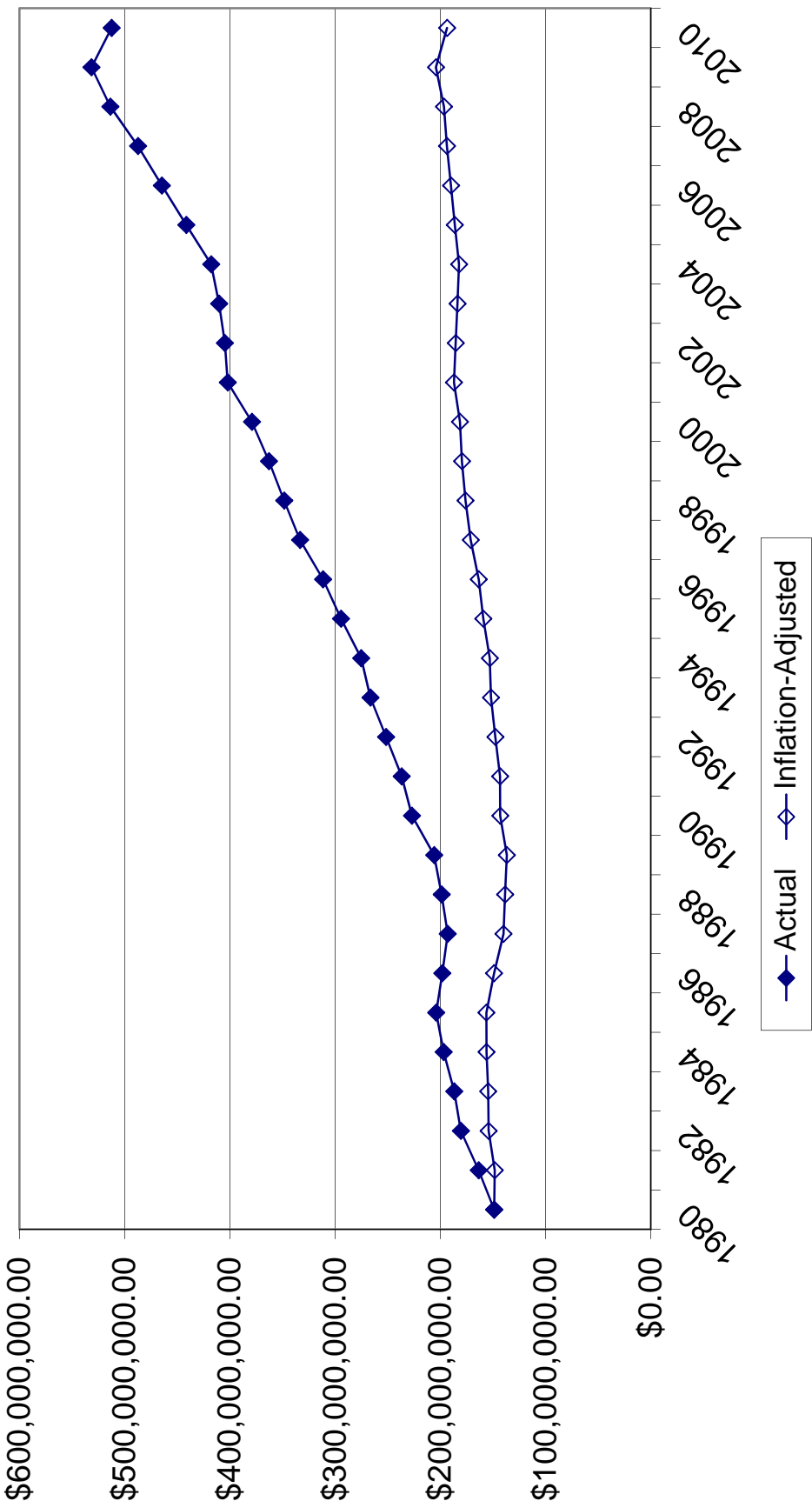
Figure 4 shows pull factors for 460+ cities that have sales tax return information available. The pull factors are presented as a group average by city size. The highest pull factors fall in the size categories 10,001 to 25,000 and 25,001 to 50,000 in population with the category of 5,000-10,000 close behind. The smallest pull factors fall in the range for cities less than 1,000 in population. Figure 5 plots Shawnee's pull factor compared to other cities with population of 25,000-50,000. Shawnee has consistently posted higher pull factors than the average of cities of similar size.

Table 1
Sales Tax Collections and Estimated Retail Sales for Shawnee, OK
FY 1980-2010

Year	Months	Rate	Sales Tax Collections	Estimated Retail Sales
1980	12	2.00%	\$2,976,835.00	\$148,841,750.00
1981	12	2.00%	\$3,272,182.00	\$163,609,100.00
1982	12	2.00%	\$3,611,132.00	\$180,556,600.00
1983	2&10	2.0%-3.0%	\$5,280,733.00	\$186,793,000.00
1984	12	3.0%	\$5,906,573.00	\$196,885,766.67
1985	12	3.0%	\$6,120,796.00	\$204,026,533.33
1986	12	3.0%	\$5,945,623.00	\$198,187,433.33
1987	12	3.0%	\$5,790,485.00	\$193,016,166.67
1988	12	3.0%	\$5,963,670.00	\$198,789,000.00
1989	12	3.0%	\$6,176,886.00	\$205,896,200.00
1990	12	3.0%	\$6,809,065.00	\$226,968,833.33
1991	12	3.0%	\$7,103,545.00	\$236,784,833.33
1992	12	3.0%	\$7,547,212.00	\$251,573,733.33
1993	12	3.0%	\$7,992,862.00	\$266,428,733.33
1994	12	3.0%	\$8,257,842.00	\$275,261,400.00
1995	12	3.0%	\$8,832,524.00	\$294,417,466.67
1996	12	3.0%	\$9,343,119.00	\$311,437,300.00
1997	12	3.0%	\$10,000,310.00	\$333,343,666.67
1998	12	3.0%	\$10,451,364.00	\$348,378,800.00
1999	12	3.0%	\$10,885,535.00	\$362,851,166.67
2000	12	3.0%	\$11,371,534.00	\$379,051,133.33
2001	12	3.0%	\$12,061,740.00	\$402,058,000.00
2002	12	3.0%	\$12,143,172.00	\$404,772,400.00
2003	12	3.0%	\$12,307,601.00	\$410,253,366.67
2004	12	3.0%	\$12,534,443.00	\$417,814,766.67
2005	12	3.0%	\$13,243,845.00	\$441,461,500.00
2006	12	3.0%	\$13,940,367.00	\$464,678,900.00
2007	12	3.0%	\$14,620,777.00	\$487,359,233.33
2008	12	3.0%	\$15,407,919.00	\$513,597,300.00
2009	12	3.0%	\$15,946,576.00	\$531,552,533.33
2010	12	3.0%	\$15,373,540.00	\$512,451,333.33

Source: Oklahoma Tax Commission Ledger Reports

Figure 1. Estimated Retail Sales for Shawnee, OK, FY 1980-2010: Actual and Inflation-Adjusted



Source: Oklahoma Tax Commission Ledger Reports and US Bureau of Labor Statistics, CPI-U <http://www.bls.gov/cpi>

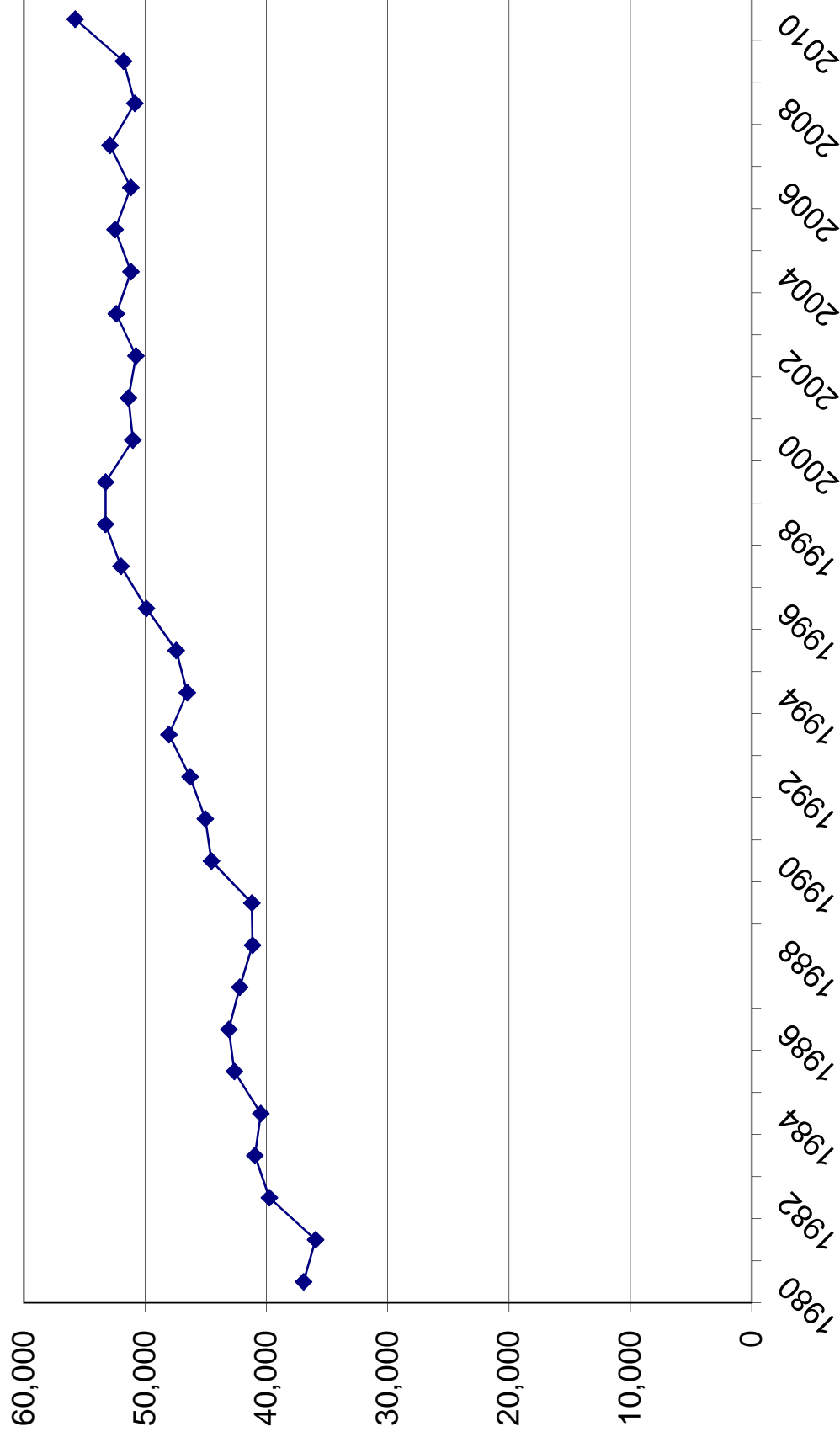
Table 2
Trade Area Capture Shawnee OK, in Pottawatomie County
1980-2010

Year	Trade Area Capture	Population
1980	36,937	26,506
1981	35,952	27,000
1982	39,758	27,400
1983	40,950	27,750
1984	40,463	27,900
1985	42,644	27,750
1986	43,102	27,600
1987	42,204	26,850
1988	41,149	25,950
1989	41,204	25,750
1990	44,535	27,172
1991	45,040	26,988
1992	46,299	27,065
1993	48,035	27,369
1994	46,529	27,121
1995	47,436	27,351
1996	49,890	27,578
1997	51,995	27,156
1998	53,263	27,824
1999	53,257	27,979
2000	51,009	28,692
2001	51,376	29,348
2002	50,757	29,377
2003	52,381	29,540
2004	51,167	29,369
2005	52,474	29,398
2006	51,182	29,750
2007	52,901	30,327
2008	50,849	30,171
2009	51,775	30,536
2010 [†]	55,770	29,857

[†] Values for 2010 should be considered preliminary since they rely on 2009 BEA data.

Sources: Oklahoma Department of Commerce, "Census Population By City By Place 1890-2000," http://www.okcommerce.gov/file/2010-Oklahoma-Population-By-Pl_3258.xls ; Oklahoma Department of Commerce, "2010 Census Population By Place By County Includes Population By Race And Hispanic Ethnicity And Housing Counts By Occupancy," http://www.okcommerce.gov/file/2010-Oklahoma-Population-By-Pl_3258.xls; Bureau of Economic Analysis, Regional Economic Accounts. CA05N: Personal Income by Major Source and Earnings by NAICS Industry. <http://www.bea.gov/regional/income.htm>

Figure 2. Trade Area Capture for Shawnee, OK, FY 1980-2010



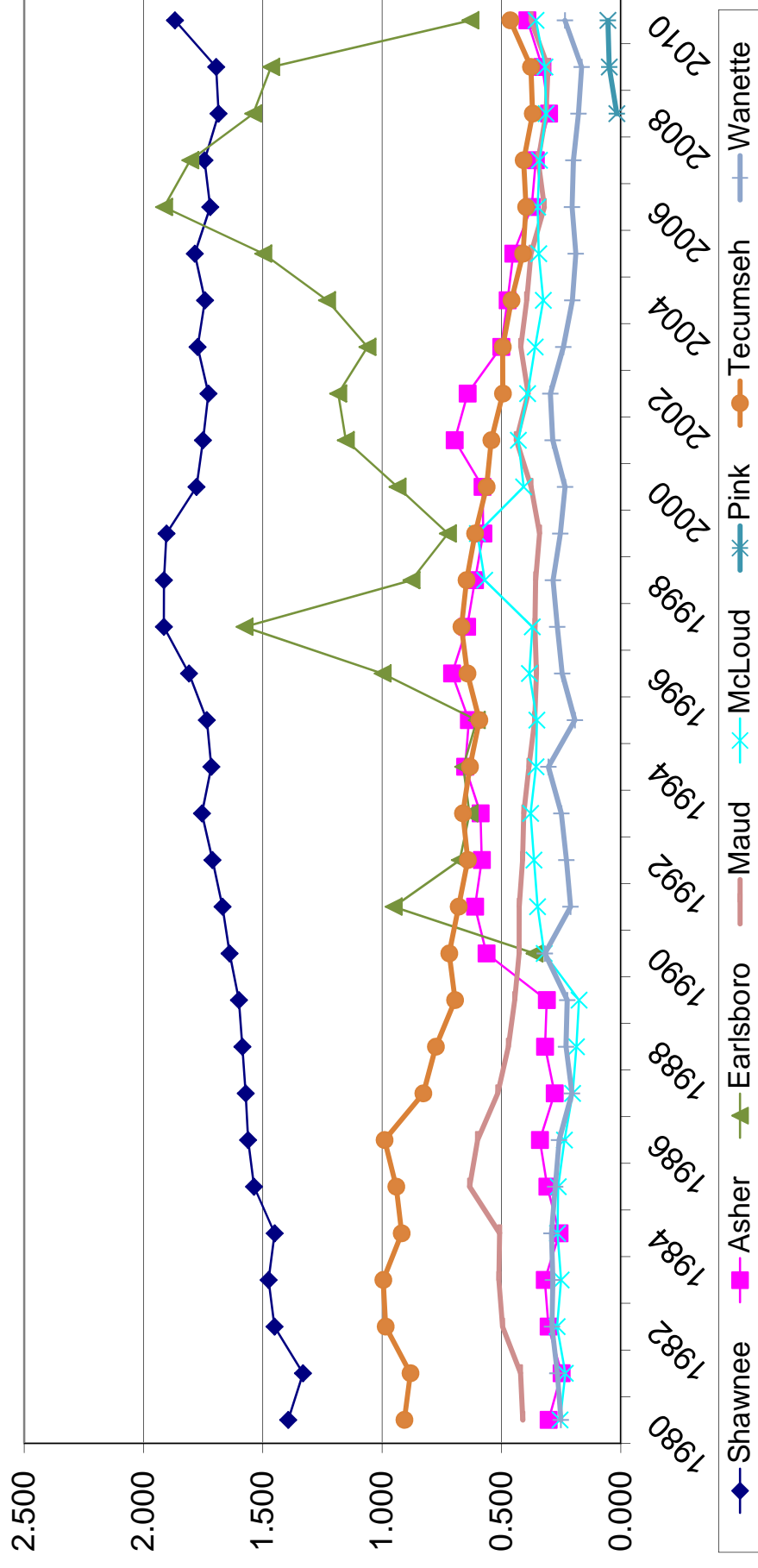
Source: Compiled by OCES staff from Table 2

Table 3
Pull Factors for Cities and Towns in Pottawatomie County, FY 1980-2010

Year	Shawnee	Asher	Earlsboro	Maud	McLoud	Pink	Tecumseh	Wanette
1980	1.394	0.303		0.410	0.255		0.907	0.251
1981	1.332	0.248		0.420	0.232		0.881	0.266
1982	1.451	0.303		0.495	0.267		0.985	0.288
1983	1.476	0.319		0.511	0.250		0.995	0.284
1984	1.450	0.257		0.507	0.265		0.918	0.290
1985	1.537	0.308		0.634	0.262		0.941	0.275
1986	1.562	0.339		0.600	0.236		0.990	0.258
1987	1.572	0.277		0.515	0.202		0.827	0.205
1988	1.586	0.318		0.471	0.186		0.775	0.229
1989	1.600	0.310		0.444	0.175		0.694	0.224
1990	1.639	0.563	0.362	0.426	0.321		0.719	0.318
1991	1.669	0.611	0.952	0.425	0.349		0.680	0.211
1992	1.711	0.583	0.675	0.412	0.364		0.641	0.228
1993	1.755	0.588	0.634	0.406	0.378		0.662	0.249
1994	1.716	0.652	0.660	0.385	0.355		0.632	0.303
1995	1.734	0.637	0.604	0.361	0.352		0.593	0.192
1996	1.809	0.707	0.998	0.353	0.383		0.643	0.246
1997	1.915	0.644	1.577	0.359	0.371		0.668	0.266
1998	1.914	0.611	0.877	0.357	0.570		0.646	0.284
1999	1.903	0.576	0.724	0.340	0.601		0.610	0.253
2000	1.778	0.579	0.936	0.376	0.407		0.562	0.233
2001	1.751	0.696	1.152	0.438	0.429		0.543	0.285
2002	1.728	0.642	1.184	0.388	0.390		0.494	0.295
2003	1.773	0.501	1.061	0.419	0.359		0.495	0.241
2004	1.742	0.475	1.231	0.394	0.325		0.458	0.203
2005	1.785	0.451	1.498	0.376	0.344		0.410	0.189
2006	1.720	0.373	1.914	0.321	0.348		0.397	0.204
2007	1.744	0.356	1.804	0.346	0.340		0.407	0.198
2008	1.685	0.301	1.540	0.313	0.313	0.016	0.369	0.177
2009	1.696	0.329	1.465	0.305	0.318	0.048	0.377	0.164
2010	1.868	0.391	0.630	0.376	0.355	0.054	0.463	0.234

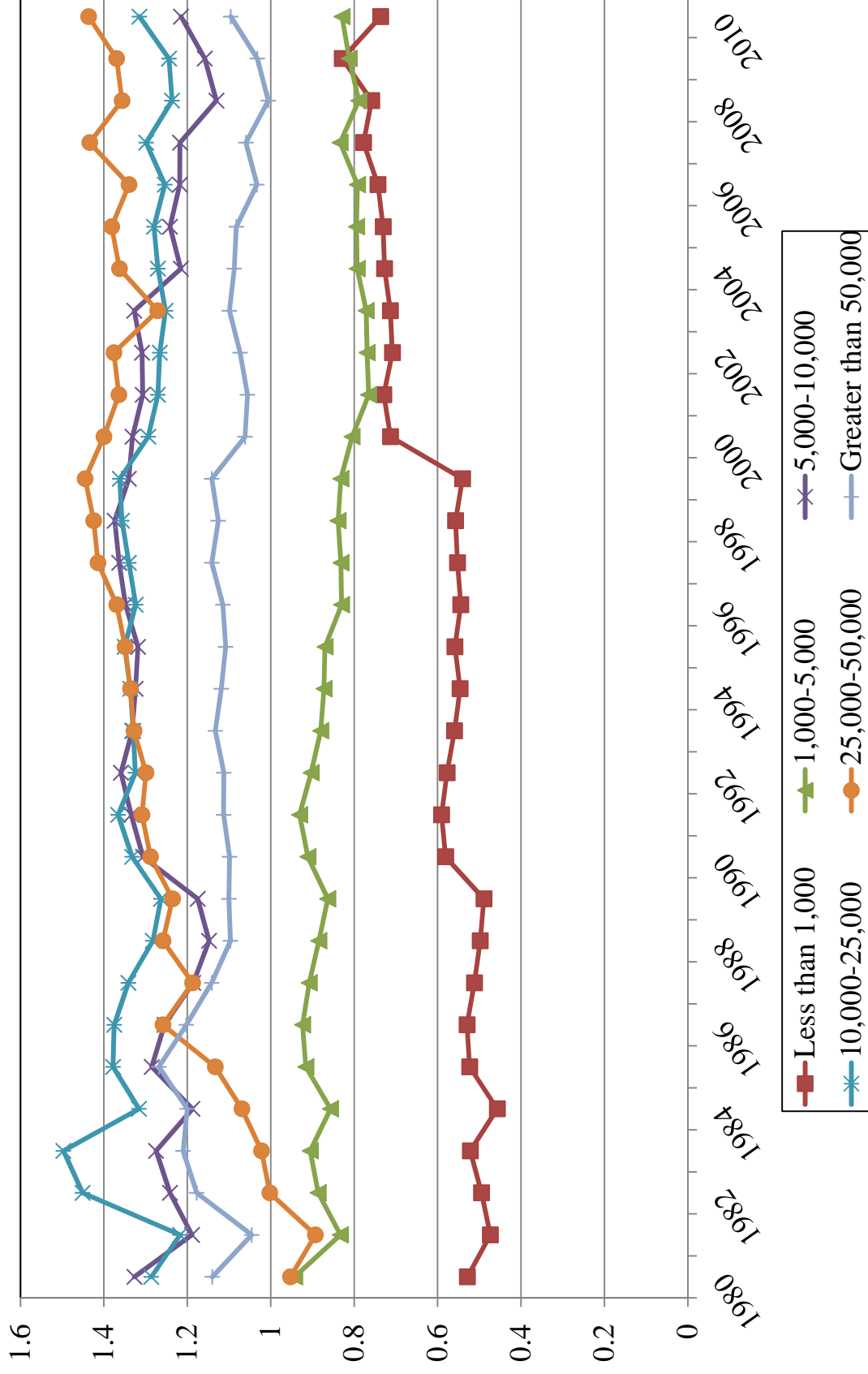
Source: Computed by OCES staff using data from Oklahoma Tax Commission Ledger Reports, Oklahoma Department of Commerce, "Census Population By City By Place 1890-2000," http://www.okcommerce.gov/file/2010-Oklahoma-Population-By-Pl_3258.xls ; Oklahoma Department of Commerce, "2010 Census Population By Place By County Includes Population By Race And Hispanic Ethnicity And Housing Counts By Occupancy," http://www.okcommerce.gov/file/2010-Oklahoma-Population-By-Pl_3258.xls; Bureau of Economic Analysis, Regional Economic Accounts. CA05N: Personal Income by Major Source and Earnings by NAICS Industry. <http://www.bea.gov/regional/income.htm>

Figure 3. Pull Factors for Cities and Towns in Pottawatomie County, FY 1980-2010



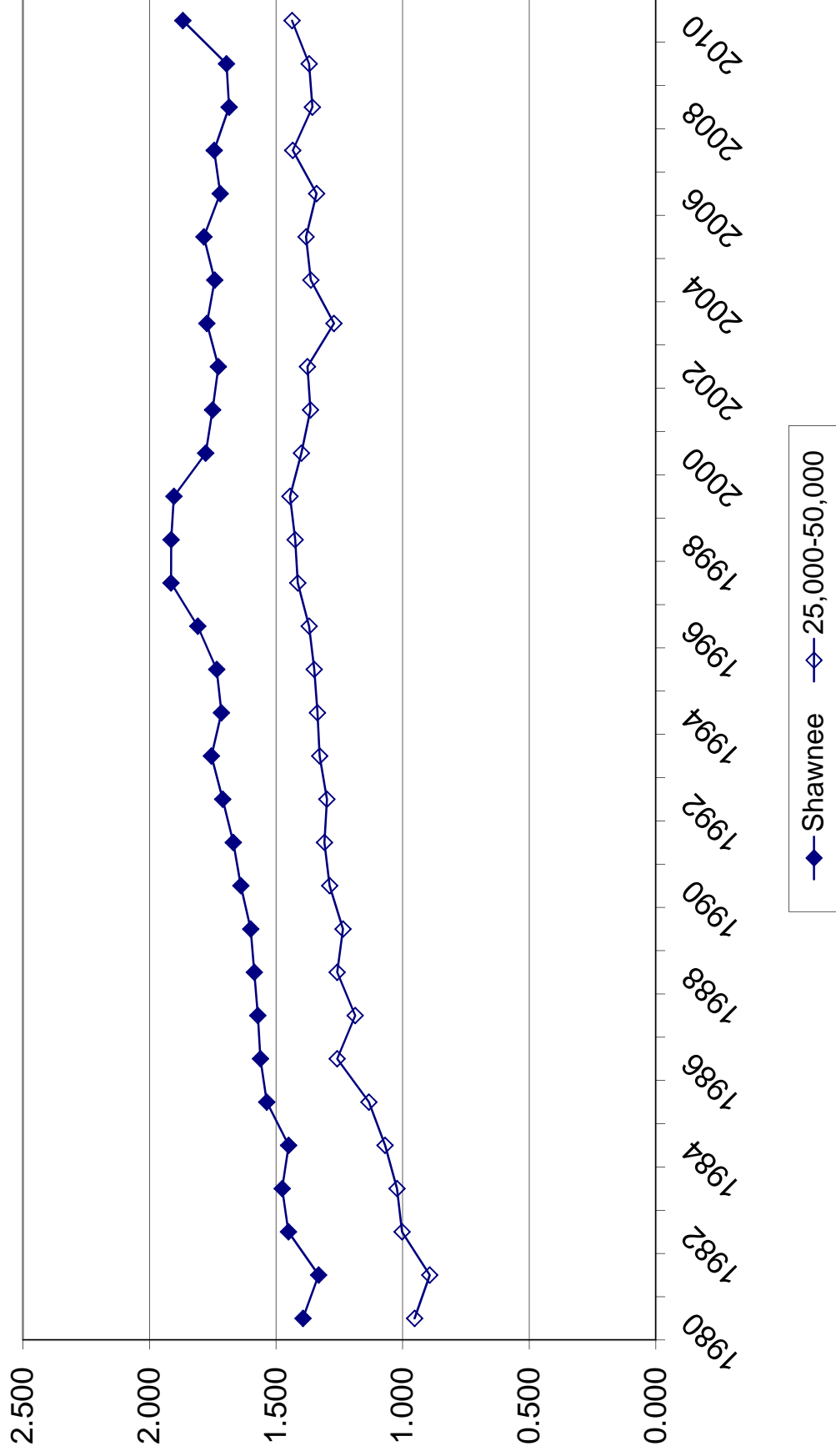
Source: Compiled by OCES staff from Table 3

Average Pull Factor by City Size, 1980-2010



Source: Compiled by OCES staff

**Figure 5. Pull Factors for Shawnee, OK and Other Towns with
Population 25,000-50,000**



Source: Compiled by OCES staff

SALES GAP ANALYSIS FOR SHAWNEE, OK

For purposes of this study, a sales gap analysis refers to a pull factor study that has been analyzed by SIC code for the 8 retail sectors. Sales gap coefficients may be interpreted in exactly the same manner as are pull factors. Gap coefficients and trade area capture values will also vary from previous years due to updated BEA and Census data. See Table 4 for Shawnee's sales gap analysis. Table 5 provides a detailed description of the 8 retail SIC categories.

For Shawnee's Building and Gardening Materials (SIC 52), the number of shoppers has increased overall since 2006 with a significant increase from 2009. The highest TAC was recorded in 2005 with 76,322 shoppers. Shawnee's current gap coefficient is 2.364 (see bottom half of Table 4). Therefore, in 2010, this sector captured the sales of a population equal to 2.364 times the local population.

The category of General Merchandise (SIC 53) tends to be dominated by Wal-Mart. Wal-Mart reports all its sales under this category (even though it sells clothing, grocery items, etc. as well). In general, towns that have a Wal-Mart (especially a Wal-Mart Supercenter) will post sales gap coefficients that are greater than 1.0 for this category, and those that do not have a Wal-Mart will post sales gap coefficients that are less than 1.0. This trend does hold true in Shawnee. Shawnee does have a Wal-Mart Supercenter. Moreover, their gap coefficient for this sector has been consistently above 2.5 for the years displayed. Shawnee's current gap coefficient for this sector is 2.797 which translates into 83,508 shoppers for FY 2010. This is an increase from 2009 when Shawnee posted a gap coefficient of 2.523.

Grocery stores (SIC 54) in Shawnee had a gap coefficient of 1.054 in 2010. Consumers tend to appreciate the convenience of shopping for groceries close to home; consequently, it is typical to find that even very small towns post high gap coefficients (over 1.0) for this sector. However, as stated earlier, Shawnee does have a Wal-Mart Supercenter that likely attracts many grocery shoppers.

Therefore, for the stores in Shawnee that solely sell groceries, they are attracting a population that is 1.054 times their local population.

SIC category 55 is difficult to interpret because motor vehicle and gasoline sales are exempt from municipal sales tax in Oklahoma. Most of the sales tax collection reported under this category appears to stem from auto parts stores and other retail sales from gas stations. For instance, most gas stations sell snack items, tires, some auto parts, oil, anti-freeze, etc. Sales tax collections for Shawnee in this category indicate that these types of businesses attracted a number of shoppers equal to about 2.053 times the local population. This is the highest gap coefficient posted in this sector for the years displayed. It also helps that Shawnee is located on Interstate 40.

Apparel sales are reported under SIC 56. Many small towns have nearly zero sales in this category, and it is common to see sales gap coefficients that are less than 0.10 in these towns. Cities with large malls tend to be the most successful at capturing the market. Shawnee does have a mall, and at the same time, posts significantly large sales gap coefficients for this sector. In 2010, Shawnee reported a sales gap coefficient of 2.915 for this sector. This is the largest gap coefficient for this sector for the years displayed. Shawnee has had a consistent upward trend of clothing sales since 2006.

SIC 57 reports Furniture and Home Furnishings. Also included are appliance and electronics stores, drapery and floor covering stores, and music stores. This category is often viewed from the perspective that many furniture purchases are made in either Tulsa or Oklahoma City. Oklahoma City, for example, has a large cluster of retail furniture stores centralized in one geographic area. Even though Shawnee is located in close proximity to Oklahoma City, they still post high gap coefficients in this sector. In 2010, Shawnee posted a gap coefficient of 1.724. This is a significant increase from 2009.

Eating and Drinking Places, SIC 58, is one of the most straightforward retail sectors. It contains restaurants and bars. Restaurants and bars in Shawnee captured 67,107 customers in FY 2010. Restaurants in Shawnee tend to attract a number of shoppers that is equal to about 2.248 times the town's population. The sales gap coefficient for this sector has increased overall since 2006.

SIC 59, or Miscellaneous Retail, contains a host of retail activity, including pharmacies, florists, liquor stores, and antique stores. These are often the downtown or "Main Street" merchants. In 2010, Shawnee attracted 48,168 shoppers in this category for a gap coefficient of 1.613. This sector has remained around the 1.50 mark since 2005.

Table 4
Retail Sales Gap Analysis by Standard Industrial
Classification (SIC) Code for Shawnee, OK: Fiscal 2005-2010*

<u>TRADE AREA CAPTURE</u>	FY 2005	FY 2006	FY 2007	FY 2008	FY 2009	FY 2010
Building, Gardening & Merchandise (52)	76,322	63,040	58,376	61,355	65,680	70,586
General Merchandise (53)	78,679	82,161	80,386	76,162	77,047	83,508
Food Stores (54)	28,046	31,210	30,260	30,690	31,127	31,462
Automobile Dealers & Gas Stations (55)	50,300	43,004	43,811	47,052	51,153	61,287
Apparel & Accessory Stores (56)	47,544	45,151	51,593	65,790	81,703	87,023
Furniture & Home Furnishings (57)	27,394	30,377	30,051	31,322	33,469	51,476
Eating & Drinking Places (58)	62,188	57,899	59,182	59,341	64,997	67,107
Miscellaneous Retail (59)	44,610	39,755	43,926	44,696	44,505	48,168
<hr/>						
<u>SALES GAP COEFFICIENT †</u>	FY 2005	FY 2006	FY 2007	FY 2008	FY 2009	FY 2010
Building, Gardening & Merchandise (52)	2.596	2.119	1.925	2.034	2.151	2.364
General Merchandise (53)	2.676	2.762	2.651	2.524	2.523	2.797
Food Stores (54)	0.954	1.049	0.998	1.017	1.019	1.054
Automobile Dealers & Gas Stations (55)	1.711	1.446	1.445	1.560	1.675	2.053
Apparel & Accessory Stores (56)	1.617	1.518	1.701	2.181	2.676	2.915
Furniture & Home Furnishings (57)	0.932	1.021	0.991	1.038	1.096	1.724
Eating & Drinking Places (58)	2.115	1.946	1.951	1.967	2.129	2.248
Miscellaneous Retail (59)	1.517	1.336	1.448	1.481	1.457	1.613

* Trade area capture and gap coefficients can vary from previous years due to updated BEA and Census data available.

† For purposes of this paper, when analyzed by SIC code, the pull factor is referred to as the sales gap coefficient.

Sources: Computed by OCES staff using data from Oklahoma Tax Commission Sales Tax by SIC Code Reports, Oklahoma Department of Commerce, "Census Population By City By Place 1890-2000," http://www.okcommerce.gov/file/2010-Oklahoma-Population-By-Pl_3258.xls ; Oklahoma Department of Commerce, "2010 Census Population By Place By County Includes Population By Race And Hispanic Ethnicity And Housing Counts By Occupancy," http://www.okcommerce.gov/file/2010-Oklahoma-Population-By-Pl_3258.xls; Bureau of Economic Analysis, Regional Economic Accounts. CA05N: Personal Income by Major Source and Earnings by NAICS Industry. <http://www.bea.gov/regional/income.htm>

TABLE 5
TYPES OF BUSINESSES
DESCRIBED BY THE RETAIL SIC CODES

52 Building Materials

Lumber yards including home centers
Paint and wallpaper stores
Glass stores
Hardware stores
Retail Nurseries
Lawn and garden supply stores
Mobile Home dealers

53 General Merchandise Stores

Variety stores
Department stores
Warehouse clubs
General combination merchandise stores

54 Food Stores

Grocery stores (Supermarkets)
Convenience stores both with and without gasoline
Meat and fish markets
Fruit and vegetable markets
Candy, nut and confectionery stores
Dairy stores
Retail Bakeries

55 Automotive Dealers and Gasoline Service Stations

Motor vehicle dealers (new and used)
Tire stores
Auto supply stores
Gasoline stations
Boat dealers
RV dealers
Motorcycle dealers

56 Apparel and Accessory Stores

Men and boys apparel
Women's apparel and accessories
Children and infant's wear
Family apparel
Shoe stores
Custom tailor and seamstresses

57 Furniture and Home Furnishings Stores

Furniture stores
Floor covering stores
Drapery, curtains and upholstery stores
Pottery and crafts made and sold on site
Household appliance stores
Radio and TV and consumer electronics stores
Computer and computer software stores
Record and prerecorded tapes stores
Musical instruments stores

58 Eating and Drinking Places

59 Miscellaneous Retail

Drug and proprietary stores
Liquor Stores
Used merchandise stores including antique stores and pawn shops
Sporting goods stores
Book stores
Stationary stores
Jewelry stores
Hobby, toy, and game shops
Camera and photographic supplies stores
Gifts, novelties and souvenirs
Luggage and leather goods stores
Sewing, needlework, and piece goods stores
Catalog and mail order sales (includes e-commerce stores)
Vending machine operators and direct selling establishments
Fuel oil dealers
Bottled gas dealers
Florists
Tobacco Stores
Newsstands
Optical goods stores
Cosmetic stores
Pet and pet supply stores
Hearing aid and artificial limb stores
Art dealers
Telephone and typewriter stores

BUSINESS DEVELOPMENT STRATEGIES

Retail trade trends reflect the overall health of a local economy. All out shopping or sales leakage cannot be stopped. Often, larger economic trends (State-National-Global) overwhelm retail opportunities. There are programs and actions that can assist retail trade activities, however.

Concerned leaders and business persons can focus on business development by forming a business assistance committee to begin implementing some of the assistance activities or working with the existing chamber of commerce. The following activities are part of a retail trade improvement program. These activities can improve the climate for business and show the community's commitment to support local business.

1. Analyze the local business sector to identify needs and opportunities to be pursued by the program. Businesses often do not have the resources to study the economy (local, regional, and national) and how they fit in. They need practical data and analysis that will help in their individual business decision-making. In particular, economic analysis can identify voids in the local or regional market that can possibly be filled by expanding or new businesses. Examples of analysis include the pull factor analysis reported here, threshold analysis, and consumer surveys to identify needs and opportunities.

In addition to economic analysis, information is needed on the needs or problems of individual businesses and of the business district as a whole. As needs are identified, action can be taken to improve the situation. For example, a business may need help in preparing a business plan to qualify for financing. Perhaps the appearance of buildings and vacant lots is detrimental to attracting people to the business district, or perhaps poorly coordinated store hours are a hindrance. Once these needs are identified, a business development

program can initiate action. A periodic survey of local business needs can form the basis of a business development program's work plan.

2. Provide management assistance and counseling to improve the efficiency and profitability of local businesses. Many local businesses are owner-operated, earn low profits, and have difficulty in obtaining financing. Businessmen often need additional education and training in improving business management skills like accounting, finance, planning, marketing, customer relations, merchandising, personnel management, or tax procedures. This assistance and counseling can be provided through seminars and one-to-one aid. Sources of assistance include the Service Corps of Retired Executives (SCORE), Small Business Development Center programs sponsored by the Small Business Administration, universities, technology centers, Oklahoma Department of Commerce, and the Cooperative Extension Service. The intent is to aid small businesses in becoming more competitive.
3. Assist new business start-up and entrepreneurial activity by analyzing potential markets and local skills and matching entrepreneurs with technical and financial resources. Establishing a business incubator is another way to assist new businesses. An incubator is a building with shed space or service requirements that reduce start-up costs for new businesses. Incubators have been successful in many locations but are not the right answer for every town. A successful incubator must have long-range planning, specific goals, and good management in order to identify markets and entrepreneurs.
4. Promote the development of home-based enterprises. Home-based work by individuals is increasing because of the flexibility offered and because in some areas, it may be the most realistic alternative. Home-based enterprises can include a great variety of full or part-time occupations such as food processing, quilting, weaving, crafts, clothing assembly, mail order processing, or assembling various goods.

5. Provide assistance in identifying and obtaining financing. Small businesses often have difficulty obtaining long-term bank financing for expansion because they lack assets to mortgage, cannot obtain affordable terms or rates, or cannot present a strong business plan. A business development program can identify public loan programs and package them with private loans to make projects feasible.

6. Provide assistance in undertaking joint projects such as:

- improved appearance;
- improved management of the commercial area;
- building renovation;
- preparation of design standards;
- joint promotions and marketing;
- organizing independent merchants;
- special activities and events;
- fund raising;
- improved customer relations;
- uniform hours of operation.

Undertaking these projects requires cooperation, good organization, and efficient management. These projects can improve a business district's competitive position and attract new customers. The Oklahoma Main Street Program provides many good examples of towns working together for economic revitalization. The Main Street Program, developed by the National Trust for Historic Preservation, is built around the four points of organization, design, promotion, and economic restructuring.

7. Develop a one-stop permit center. There is great deal of red tape involved in starting a business including registering a name, choosing a legal form, and determining what licenses,

permits, or bonds are needed. Other concerns include internal revenue service requirements, unemployment insurance, sales tax permits, and state withholding taxes. Having this type of information available in one location will make life easier for potential businesses.

8. Involve active organizations and the media. Groups such as the chamber of commerce, civic clubs, etc. can encourage a healthy business climate. The local media can also support small business and aid in developing awareness of the importance of local business.

SUMMARY

This report has presented an analysis of taxable sales trends for the city of Shawnee and Pottawatomie County. The level of taxable sales in Shawnee has significantly increased in nominal terms since 1980. After correcting for inflation, taxable sales have increased overall since 1980. However, retail sales in FY 2010 did decrease in both real and nominal terms for Shawnee. However, the real sales decrease was not as significant as nominal sales. This is a trend that was not only present in Shawnee, but also in Oklahoma and the rest of the nation. Shawnee's decline in retail sales was not as significant as the rest of the state; therefore, Shawnee experienced an increase in their trade area capture and pull factor. The increase in their pull factor was partly due to the large decrease in state sales, but they also experienced a slight decline from their 2009 population estimates to their 2010 Census count. These, coupled effects had a positive impact on their pull factor.

When examining the sector-level gap coefficients, Shawnee experienced an increase in every sector. The most surprising increases came in furniture and home furnishings (SIC 57) and apparel and accessory stores (SIC 56). These two sectors typically tend to be dominated by the metro areas. However, Shawnee attracted nearly 3 times their local population to apparel and clothing stores, and over 1.7 times their population to their furniture stores. Shawnee attracted well over double their population in every sector except grocery stores (SIC 54), furniture and home furnishings (SIC 57) and miscellaneous retail (SIC 59). As stated earlier, state sales experienced a significant decline in FY 2010. It is also possible that shoppers stayed closer to home. Either way, Shawnee experienced increases.

While Shawnee does attract many shoppers and continues to increase, it is important to still focus on the possibility of out-shopping to larger areas. In particular, Shawnee is located on Interstate 40, which puts them within minutes of the Oklahoma City metro area.

REFERENCES

- Barta, S.D. and M.D. Woods. Gap Analysis as a Tool for Community Economic Development. WF 917, Oklahoma Cooperative Extension Service, Oklahoma State University, <<http://agweb.okstate.edu/pearl/agecon/resource/wf-917.pdf>>, 2000.
- Harris, Thomas R. "Commercial Sector Development in Rural Communities: Trade Area Analysis." Hard Times: Communities in Transition. Western Rural Development Center, WREP 90, September 1985.
- Hustedde, R., R. Shatter, and G. Pulver, Community Economic Analysis: A How To Manual. Ames, Iowa. North Central Regional Center for Rural Development, 1984.
- Oklahoma Department of Commerce, "Census Population By City By Place 1890-2000," December 3, 2007. http://www.okcommerce.gov/file/2010-Oklahoma-Population-By-Pl_3258.xls; downloaded September 26, 2008 @ 1:20 p.m.
- Oklahoma Department of Commerce. "2000-2010 Census Counts and Annual Population Estimates: Oklahoma Counties." February 15, 2011. http://www.okcommerce.gov/file/2000-2010-oklahoma-county-popu_3239.xls. downloaded May 17, 2011 @ 11:02 a.m.
- Oklahoma Department of Commerce. "2000-2010 Census Counts and Annual Population Estimates: Oklahoma Incorporated Places." February 15, 2011. <http://www.okcommerce.gov/file/2000-2010-oklahoma-incorporate-3238.xls>. downloaded May 17, 2011 @ 10:52 a.m.
- Oklahoma Tax Commission City Sales Tax Collections Returned to Cities and Towns in Fiscal, 1980 to 2010. (Fiscal Year End-June 30)
- Stone, K. and J.C. McConnon, Jr. "Trade Area Analysis Extension Program: A Catalyst for Community Development," Proceedings of Realizing Your Potential as an Agricultural Economist in Extension. Ithaca, New York, August 1984.
- Tennessee Valley Authority. "Focus on the Future," Workbook provided at RedArk Development Authority Symposium on Economic Development Leadership, Shawnee, Oklahoma, June 1986.
- U.S. Department of Commerce, Bureau of Economic Analysis. "Table CA05N: Personal Income by Major Source and Earnings by Major Industry," Regional Economic Information System, 1980 to 2009. <http://www.bea.gov/regional/index.htm>.
- Woods, Mike D. Retail Sales Analysis in Oklahoma By County, 1977, 1982, 1987. Bulletin B-801, Agricultural Experiment Station, Oklahoma State University, October 1991.

All Information Provided specifically for Pottawatomie County, Oklahoma

SOC Code	SOC Title	# of Est's that Reprt Emplmnt	Emplmnt Est.	Relative Standard Error (%)	Mean Hourly Wage	Mean Annual Wage	Wage Relative Sndrd Error(%)	Entry Hourly Wage	Entry Annual Wage	Exprncd Hourly Wage	Exprncd Annual Wage	25th Prcntl Hourly Wage	25th Prcntl Annual Wage	Median Hourly Wage	Median Annual Wage	75th Prcntl Hourly Wage	75th Prcntl Annual Wage
19-0000	Life, Physical, and Social Science Occupations	9	50	36.97	\$21.15	\$43,991	4.21	\$14.58	\$30,324	\$24.43	\$50,823	\$16.03	\$33,354	\$21.06	\$43,819	\$25.17	\$52,347
19-3031	Clinical, Counseling, and School Psychologists	4	10	22.3	\$25.11	\$52,229	4.17	\$22.96	\$47,772	\$26.18	\$54,457	\$22.90	\$47,631	\$24.70	\$51,379	\$27.07	\$56,293
21-0000	Community and Social Services Occupations	17	200	14.78	\$14.49	\$30,142	7.79	\$8.62	\$17,937	\$17.42	\$36,245	\$9.43	\$19,622	\$13.74	\$28,563	\$17.91	\$37,259
21-1012	Educational, Vocational, and School Counselors	8	40	16.65	\$20.37	\$42,374	5.23	\$15.64	\$32,527	\$22.74	\$47,298	\$16.78	\$34,901	\$19.37	\$40,286	\$24.74	\$51,455
21-1022	Medical and Public Health Social Workers	3		57.16	\$15.47	\$32,172	10.31	\$11.64	\$24,221	\$17.38	\$36,147	\$12.26	\$25,495	\$14.37	\$29,891	\$16.82	\$34,988
21-1023	Mental Health and Substance Abuse Social Workers	3		95.21	\$15.66	\$32,561	5.01	\$14.11	\$29,363	\$16.42	\$34,161	\$14.01	\$29,138	\$15.08	\$31,384	\$16.17	\$33,628
21-1093	Social and Human Service Assistants	5		87.05	\$9.10	\$18,944	9.93	\$7.50	\$15,604	\$9.91	\$20,615	\$7.53	\$15,660	\$8.35	\$17,360	\$9.50	\$19,771
25-0000	Education, Training, and Library Occupations	13	1,230	16.11	\$19.05	\$39,631	8.32	\$10.68	\$22,195	\$23.25	\$48,349	\$12.96	\$26,964	\$18.23	\$37,904	\$22.38	\$46,561
25-1011	Business Teachers, Postsecondary	3	20	38.43	\$59.551		26.68		\$23,170		\$77,741		\$25,263		\$52,273		\$65,107
25-1194	Vocational Education Teachers, Postsecondary	3	50	44.76	\$21.35	\$44,412	12.55	\$13.87	\$28,838	\$25.10	\$52,198	\$16.23	\$33,746	\$23.62	\$49,124	\$26.60	\$55,324
25-2012	Kindergarten Teachers, Except Special Education	5	40	9.95		\$38,094	5.14		\$31,842		\$41,221		\$34,227		\$38,000		\$42,865
25-2021	Elementary School Teachers, Except Special Education	5	310	32.08		\$38,898	3.27		\$32,745		\$41,975		\$35,108		\$39,422		\$44,021
25-2032	Vocational Education Teachers, Secondary School	3	20	0.09		\$52,829	2.47		\$45,748		\$56,368		\$46,517		\$51,874		\$58,792
25-2041	Special Education Teachers, Preschool, Kindergarten, and Elementary School	3	20	16.92		\$38,383	3.8		\$34,297		\$40,425		\$34,515		\$37,620		\$41,661
25-2042	Special Education Teachers, Middle School	4	20	19.05		\$38,616	4.51		\$34,074		\$40,888		\$34,368		\$37,703		\$42,687
25-2043	Special Education Teachers, Secondary School	3	20	0.08		\$43,830	2.37		\$36,457		\$47,517		\$37,651		\$42,819		\$49,679
25-3021	Self-Enrichment Education Teachers	3		60.46	\$19.64	\$40,845	3.33	\$16.16	\$33,599	\$21.38	\$44,469	\$16.47	\$34,261	\$18.46	\$38,400	\$22.80	\$47,418
25-3099	Teachers and Instructors, All Other	3	110	37.66		\$26,908	16.33		\$15,151		\$32,787		\$15,565		\$20,866		\$23,866
25-4021	Librarians	6	20	22.68	\$19.50	\$40,572	3.83	\$17.23	\$35,825	\$20.65	\$42,945	\$17.26	\$35,903	\$19.02	\$39,567	\$21.84	\$45,429
25-9031	Instructional Coordinators	5	10	26.17	\$30.71	\$63,865	15.67	\$13.32	\$27,705	\$39.39	\$81,946	\$14.39	\$29,922	\$30.02	\$62,431	\$46.50	\$96,719
25-9041	Teacher Assistants	6	130	15.55		\$17,878	7.25		\$15,613		\$19,011		\$15,496		\$17,377		\$19,628
27-0000	Arts, Design, Entertainment, Sports, and Media Occupations	20	130	27.02	\$16.53	\$34,393	3.98	\$9.52	\$19,797	\$20.04	\$41,691	\$10.92	\$22,706	\$15.42	\$32,084	\$20.17	\$41,947
27-2022	Coaches and Scouts	4	30	39.06		\$27,610	20.34		\$16,428		\$33,200		\$17,222		\$23,851		\$39,956
27-3031	Public Relations Specialists	7	20	28.71	\$17.37	\$36,132	9.84	\$11.11	\$23,108	\$20.50	\$42,645	\$11.48	\$23,886	\$13.56	\$28,207	\$22.78	\$47,378
29-0000	Healthcare Practitioners and Technical Occupations	25	900	9.97	\$28.69	\$59,677	7.93	\$12.47	\$25,951	\$36.80	\$76,540	\$14.66	\$30,479	\$21.92	\$45,604	\$32.90	\$68,432
29-1031	Dietitians and Nutritionists	4	20	14.15	\$19.19	\$39,916	13.12	\$10.54	\$21,923	\$23.51	\$48,912	\$11.56	\$24,049	\$20.19	\$41,997	\$25.91	\$53,897
29-1069	Physicians and Surgeons, All Other	3		15.98	\$98.27	\$204,394	14.33					\$79.02	\$164,372				
29-1111	Registered Nurses	14	240	13.68	\$25.20	\$52,416	2.43	\$20.39	\$42,411	\$27.61	\$57,418	\$21.75	\$45,246	\$25.10	\$52,208	\$28.97	\$60,268
29-1123	Physical Therapists	5	10	14.16	\$31.66	\$65,853	7.5	\$21.71	\$45,146	\$36.64	\$76,208	\$27.30	\$56,782	\$33.56	\$69,793	\$38.36	\$79,788
29-2012	Medical and Clinical Laboratory Technicians	4	70	36.37	\$14.69	\$30,541	3.96	\$10.53	\$21,907	\$16.76	\$34,857	\$11.12	\$23,133	\$13.62	\$28,342	\$17.69	\$36,783
29-2021	Dental Hygienists	5	80	10.61	\$35.08	\$72,952	6.58	\$30.98	\$64,440	\$37.12	\$77,207	\$34.38	\$71,508	\$36.93	\$76,813	\$39.53	\$92,210
29-2052	Pharmacy Technicians	3	40	49.52	\$12.66	\$26,323	5.16	\$10.18	\$21,174	\$13.89	\$28,896	\$10.81	\$22,475	\$12.58	\$26,166	\$14.34	\$29,834
29-2061	Licensed Practical and Licensed Vocational Nurses	7	140	20.23	\$15.04	\$31,299	4.41	\$12.78	\$26,572	\$16.19	\$33,663	\$13.37	\$27,799	\$15.20	\$31,601	\$16.92	\$35,204
29-2071	Medical Records and Health Information Technicians	4	30	24.37	\$11.58	\$24,083	12.94	\$7.48	\$15,563	\$13.62	\$28,344	\$7.59	\$15,785	\$8.85	\$18,412	\$14.39	\$29,935
31-0000	Healthcare Support Occupations	21	570	25.43	\$10.86	\$22,594	6.69	\$8.12	\$16,896	\$12.23	\$25,443	\$8.43	\$17,539	\$9.78	\$20,344	\$13.23	\$27,505
31-1012	Nursing Aides, Orderlies, and Attendants	4		62.01	\$8.34	\$17,347	8.56	\$7.97	\$16,591	\$8.52	\$17,725	\$7.54	\$15,691	\$8.32	\$17,294	\$9.06	\$18,853

All Information Provided specifically for Pottawatomie County, Oklahoma

SOC Code	SOC Title	# of Est's that Reprt Employmnt	Est. Employmnt	Emplmnt Relative Standard Error (%)	Mean Hourly Wage	Mean Annual Wage	Wage Relative Sndrd Error(%)	Entry Hourly Wage	Entry Annual Wage	Exprncd Hourly Wage	Exprncd Annual Wage	25th Prcntl Hourly Wage	25th Prcntl Annual Wage	Median Hourly Wage	Median Annual Wage	75th Prcntl Hourly Wage	75th Prcntl Annual Wage
31-2022	Physical Therapist Aides	3		54.14	\$11.84	\$24,622	7.09	\$9.61	\$20,001	\$12.95	\$26,932	\$10.14	\$21,083	\$11.30	\$23,507	\$12.62	\$26,234
31-9091	Dental Assistants	5	120	20.44	\$13.40	\$27,874	3.82	\$11.35	\$23,598	\$14.43	\$30,011	\$12.61	\$26,209	\$13.60	\$28,917	\$15.08	\$31,355
31-9092	Medical Assistants	7	90	39.37	\$13.37	\$27,812	9.43	\$10.99	\$22,857	\$14.57	\$30,289	\$11.28	\$23,452	\$12.60	\$26,206	\$15.68	\$32,602
33-0000	Protective Service Occupations	15	540	15	\$13.00	\$27,050	8.71	\$8.53	\$17,750	\$15.24	\$31,700	\$9.36	\$19,470	\$11.07	\$23,038	\$15.25	\$31,723
33-9032	Security Guards	9	290	27.86	\$10.40	\$21,629	4.05	\$7.94	\$16,522	\$11.63	\$24,183	\$8.60	\$17,897	\$10.19	\$21,178	\$11.48	\$23,885
35-0000	Food Preparation and Serving-Related Occupations	28	2,830	18.17	\$8.37	\$17,419	2.47	\$7.51	\$15,634	\$8.80	\$18,311	\$7.27	\$15,121	\$7.81	\$16,235	\$8.88	\$18,463
35-1012	First-Line Supervisors/Managers of Food Preparation and Serving Workers	14	190	19.53	\$14.00	\$29,119	7.99	\$9.74	\$20,253	\$16.13	\$33,552	\$10.72	\$22,283	\$13.49	\$28,062	\$15.52	\$32,295
35-2011	Cooks, Fast Food	5	350	10.94	\$7.82	\$16,268	5.16	\$7.54	\$15,681	\$7.96	\$16,562	\$7.20	\$14,975	\$7.67	\$15,944	\$8.25	\$17,149
35-2012	Cooks, Institution and Cafeteria	8	80	10.84	\$7.92	\$16,476	6.81	\$7.36	\$15,311	\$8.20	\$17,058	\$7.14	\$14,853	\$7.53	\$15,666	\$8.27	\$17,192
35-2014	Cooks, Restaurant	5	310	46.08	\$8.44	\$17,548	4.79	\$7.86	\$16,349	\$8.73	\$18,146	\$7.70	\$16,005	\$8.47	\$17,613	\$9.21	\$19,152
35-2021	Food Preparation Workers	4	70	36.75	\$8.39	\$17,441	4.31	\$7.47	\$15,535	\$8.84	\$18,395	\$7.47	\$15,550	\$8.36	\$17,385	\$9.27	\$19,275
35-3011	Barenders	3	40	48.45	\$7.86	\$16,339	5.24	\$7.50	\$15,612	\$8.03	\$16,702	\$7.25	\$15,072	\$7.76	\$16,141	\$8.62	\$17,934
35-3021	Combined Food Preparation and Serving Workers, Including Fast Food	11	410	39.61	\$9.30	\$17,256	4.55	\$7.73	\$16,066	\$8.58	\$17,852	\$7.41	\$15,423	\$8.15	\$16,937	\$9.12	\$18,981
35-3022	Counter Attendants, Cafeteria, Food Concession, and Coffee Shop	3	30	36.94	\$7.63	\$15,877	5.95	\$7.40	\$15,383	\$7.75	\$16,124	\$7.12	\$14,828	\$7.50	\$15,613	\$7.96	\$16,555
35-3031	Waiters and Waitresses	7	900	35.79	\$7.51	\$15,624	4.66	\$7.43	\$15,447	\$7.55	\$15,712	\$7.10	\$14,773	\$7.46	\$15,525	\$7.83	\$16,278
35-9011	Dining Room and Cafeteria Attendants and Barender Helpers	3		52.51	\$8.98	\$18,692	4.66	\$7.47	\$15,533	\$9.75	\$20,272	\$7.39	\$15,380	\$8.35	\$17,359	\$10.85	\$22,578
35-9021	Dishwashers	7	130	40.08	\$8.30	\$17,271	4.6	\$7.60	\$15,815	\$8.66	\$17,998	\$7.68	\$15,970	\$8.39	\$17,450	\$9.12	\$18,990
35-9031	Hosts and Hostesses, Restaurant, Lounge, and Coffee Shop	4	200	19.13	\$8.09	\$16,827	5.48	\$7.66	\$15,924	\$8.31	\$17,278	\$7.37	\$15,326	\$8.03	\$16,713	\$8.92	\$18,552
37-0000	Building and Grounds Cleaning and Maintenance Occupations	46	740	17.08	\$9.50	\$19,767	4.84	\$7.46	\$15,509	\$10.52	\$21,895	\$7.47	\$15,533	\$8.60	\$17,896	\$10.82	\$22,501
37-1011	First-Line Supervisors/Managers of Housekeeping and Janitorial Workers	11	50	26.74	\$13.72	\$28,539	5.02	\$9.88	\$20,559	\$15.64	\$32,529	\$10.65	\$22,136	\$12.66	\$26,331	\$16.27	\$33,842
37-1012	First-Line Supervisors/Managers of Landscaping, Lawn Service, and Groundskeeping Workers	8	20	11.85	\$14.38	\$29,913	9.75	\$9.91	\$20,618	\$16.62	\$34,561	\$11.06	\$23,003	\$13.16	\$27,358	\$16.75	\$34,838
37-2011	Janitors and Cleaners, Except Maids and Housekeeping Cleaners	38	360	19.13	\$9.32	\$19,391	3.42	\$7.62	\$15,855	\$10.18	\$21,159	\$7.70	\$15,998	\$8.79	\$18,281	\$10.65	\$22,133
37-2012	Maids and Housekeeping Cleaners	5		53.37	\$7.57	\$15,760	7.8	\$7.33	\$15,243	\$7.71	\$16,019	\$7.08	\$14,733	\$7.42	\$15,428	\$7.75	\$16,122
37-3011	Landscaping and Groundskeeping Workers	12	90	10.68	\$9.85	\$20,493	3.49	\$8.09	\$16,829	\$10.74	\$22,325	\$8.42	\$17,513	\$9.80	\$20,387	\$11.26	\$23,422
39-0000	Personal Care and Service Occupations	21	650	16.08	\$10.20	\$21,210	5.12	\$7.68	\$15,960	\$11.46	\$23,835	\$7.60	\$15,815	\$8.70	\$18,091	\$11.94	\$24,843
39-3031	Ushers, Lobby Attendants, and Ticket Takers	3	40	44.59	\$7.93	\$16,492	6.69	\$7.74	\$16,100	\$8.02	\$16,689	\$7.32	\$15,229	\$7.89	\$16,413	\$8.72	\$18,122
39-9031	Fitness Trainers and Aerobics Instructors	4		75.19	\$9.42	\$19,585	8.38	\$7.35	\$15,289	\$10.45	\$21,733	\$7.22	\$15,003	\$7.68	\$15,968	\$10.17	\$21,142
41-0000	Sales and Related Occupations	77	2,510	7.98	\$11.97	\$24,895	4.16	\$7.94	\$16,518	\$13.98	\$29,083	\$8.14	\$16,937	\$9.49	\$19,741	\$13.11	\$27,282
41-1011	First-Line Supervisors/Managers of Retail Sales Workers	24	230	12.37	\$16.77	\$34,885	5.25	\$11.30	\$23,500	\$19.51	\$40,578	\$12.60	\$26,205	\$15.47	\$32,168	\$19.92	\$41,433
41-2011	Cashiers	21	640	15.96	\$8.62	\$17,918	2.53	\$7.59	\$15,779	\$9.13	\$18,989	\$7.55	\$15,710	\$8.44	\$17,555	\$9.42	\$19,588
41-2022	Parts Salespersons	4	40	45.08	\$12.98	\$26,999	10.59	\$9.63	\$20,033	\$14.66	\$30,482	\$11.94	\$24,843	\$13.47	\$28,012	\$14.97	\$31,138
41-2031	Retail Salespersons	32	1,270	8.64	\$10.90	\$22,679	5.95	\$7.95	\$16,549	\$12.38	\$25,743	\$8.15	\$16,961	\$9.34	\$19,442	\$11.71	\$24,360
41-3031	Securities, Commodities, and Financial Services Sales Agents	3	20	45.78			43.4										
41-4011	Sales Representatives, Wholesale and Manufacturing, Technical and Scientific Products	7	50	38.15	\$23.61	\$49,114	8.13	\$16.65	\$34,639	\$27.10	\$56,352	\$17.70	\$36,814	\$21.40	\$44,515	\$29.54	\$61,447

All Information Provided specifically for Pottawatomie County, Oklahoma

SOC Code	SOC Title	# of Est's that Reprt Emplymnt	Emplymnt Est.	Emplymnt Relative Standard Error (%)	Mean Hourly Wage	Mean Annual Wage	Wage Relative Sndrrd Error(%)	Entry Hourly Wage	Entry Annual Wage	Exprncd Hourly Wage	Exprncd Annual Wage	25th Prcntl Hourly Wage	25th Prcntl Annual Wage	Median Hourly Wage	Median Annual Wage	75th Prcntl Hourly Wage	75th Prcntl Annual Wage
Sales Representatives, Wholesale and Manufacturing, Except Technical and Scientific Products																	
41-4012	13	70		13.71	\$24.93	\$51,843	6.84	\$12.35	\$25,698	\$31.21	\$64,916	\$14.89	\$30,963	\$24.28	\$50,509	\$34.45	\$71,661
41-9021	3	20		40.46	\$19.06	\$39,644	8.21	\$16.33	\$33,977	\$20.42	\$42,477	\$16.59	\$34,503	\$17.99	\$37,413	\$19.39	\$40,334
41-9022	6	40		24.9	\$13.88	\$28,865	10.73	\$10.90	\$22,682	\$15.37	\$31,957	\$10.96	\$22,800	\$12.26	\$25,497	\$14.50	\$30,159
43-0000	154	3,210		6.31	\$12.67	\$26,346	2.83	\$8.37	\$17,410	\$14.82	\$30,814	\$9.18	\$19,096	\$11.52	\$23,963	\$14.73	\$30,642
First-Line Supervisors/Managers of Office and Administrative Support Workers																	
43-1011	48	250		12.33	\$16.98	\$35,320	4.69	\$10.90	\$22,673	\$20.02	\$41,643	\$11.92	\$24,803	\$15.87	\$33,006	\$20.03	\$41,655
Switchboard Operators, Including Answering Service																	
43-2011	7	20		21.28	\$10.43	\$21,694	7.15	\$8.50	\$17,664	\$11.40	\$23,710	\$8.72	\$18,136	\$9.85	\$20,488	\$12.33	\$25,650
43-3011	8	60		16.94	\$11.99	\$24,949	2.32	\$8.88	\$18,453	\$13.56	\$28,198	\$9.71	\$20,208	\$11.51	\$23,949	\$13.31	\$27,697
Billing and Posting Clerks and Machine Operators																	
43-3021	15	80		14.72	\$12.13	\$25,233	3.42	\$9.53	\$19,829	\$13.44	\$27,936	\$10.17	\$21,165	\$12.25	\$25,490	\$14.05	\$29,231
43-3031	65	390		10.77	\$13.66	\$28,407	2.69	\$10.34	\$21,506	\$15.32	\$31,858	\$11.28	\$23,451	\$13.33	\$27,736	\$15.56	\$32,367
43-3051	18	40		17.82	\$14.37	\$29,879	2.95	\$11.76	\$24,462	\$15.66	\$32,586	\$12.07	\$25,093	\$13.38	\$27,839	\$16.02	\$33,318
43-3071	6	230		23.62	\$9.85	\$20,485	3.49	\$8.73	\$18,155	\$10.41	\$21,649	\$8.72	\$18,146	\$9.56	\$19,893	\$10.87	\$22,615
43-4031	3	10		17.58			8.19										
43-4041	3	10		49.01	\$16.43	\$34,187	9.45	\$12.73	\$26,483	\$18.29	\$38,039	\$13.12	\$27,283	\$14.79	\$30,744	\$21.40	\$44,517
43-4051	21	150		16.11	\$12.57	\$26,132	4.76	\$8.97	\$18,662	\$14.36	\$29,867	\$9.88	\$20,550	\$12.11	\$25,178	\$14.92	\$31,031
43-4061	3			159.27	\$22.15	\$46,066	4.03	\$19.83	\$41,234	\$23.31	\$48,482	\$20.75	\$43,155	\$22.54	\$46,875	\$24.45	\$50,848
43-4071	5	10		21.77	\$11.51	\$23,954	11.12	\$8.76	\$18,219	\$12.89	\$26,821	\$8.76	\$18,232	\$9.66	\$20,094	\$14.92	\$31,028
43-4131	5	50		32.31	\$12.39	\$25,774	3.24	\$10.43	\$21,689	\$13.37	\$27,817	\$10.78	\$22,407	\$12.21	\$25,403	\$14.21	\$29,554
Human Resources Assistants, Except Payroll and Timekeeping																	
43-4161	11	20		26.91	\$14.01	\$29,136	5.68	\$10.95	\$22,774	\$15.54	\$32,317	\$11.52	\$23,967	\$13.34	\$27,764	\$15.40	\$32,026
43-4171	29	220		14.67	\$10.86	\$22,587	4.63	\$8.59	\$17,856	\$11.99	\$24,953	\$8.96	\$18,637	\$10.35	\$21,533	\$12.68	\$26,367
Dispatchers, Except Police, Fire, and Ambulance																	
43-5032	6	50		23.24	\$11.65	\$24,233	5.95	\$9.32	\$19,373	\$12.82	\$26,663	\$10.03	\$20,856	\$11.21	\$23,308	\$13.19	\$27,427
43-5041	3	10		23.63	\$13.91	\$28,925	5.31	\$12.23	\$25,447	\$14.74	\$30,664	\$13.12	\$27,278	\$14.33	\$29,792	\$15.47	\$32,168
43-5051	1	10		0.11	\$25.39	\$52,799		\$23.64	\$49,172	\$26.26	\$54,613	\$25.82	\$53,703	\$25.83	\$53,715	\$26.39	\$54,888
43-5052	1	80		0.01	\$22.84	\$47,511		\$18.07	\$37,584	\$25.23	\$52,474	\$18.66	\$38,807	\$23.28	\$48,417	\$26.39	\$54,885
Postal Service Mail Sorters, Processors, and Processing Machine Operators																	
43-5053	1	20		0.05	\$23.84	\$49,604		\$19.63	\$40,827	\$25.96	\$53,992	\$22.79	\$47,404	\$25.82	\$53,709	\$25.83	\$53,721
43-5061	7	20		35.53	\$19.84	\$41,263	6.21	\$14.93	\$31,049	\$22.29	\$46,369	\$15.93	\$33,132	\$20.78	\$43,210	\$23.88	\$49,670
43-5071	23	140		16.37	\$12.64	\$26,294	3.92	\$9.43	\$19,616	\$14.24	\$29,633	\$10.13	\$21,069	\$12.46	\$25,920	\$14.96	\$31,119
43-5081	14	280		17.7	\$9.79	\$20,361	3.02	\$7.88	\$16,398	\$10.75	\$22,344	\$8.00	\$16,624	\$9.14	\$19,007	\$11.17	\$23,231
Executive Secretaries and Administrative Assistants																	
43-6011	32	100		20.28	\$16.62	\$34,550	4.33	\$12.60	\$26,206	\$18.62	\$38,722	\$13.23	\$27,524	\$15.31	\$31,834	\$19.71	\$41,004
43-6013	4	40		9.82	\$11.26	\$23,412	3.85	\$9.35	\$19,429	\$12.21	\$25,404	\$9.93	\$20,644	\$11.44	\$23,804	\$12.67	\$26,360
Secretaries, Except Legal, Medical, and Executive																	
43-6014	38	270		19.34	\$10.13	\$21,070	4.36	\$7.53	\$15,662	\$11.43	\$23,773	\$7.65	\$15,911	\$8.98	\$18,665	\$11.99	\$24,938
43-9061	49	320		18.03	\$10.59	\$22,032	2.74	\$7.90	\$16,441	\$11.93	\$24,827	\$8.56	\$17,793	\$10.42	\$21,675	\$11.81	\$24,567
45-0000	3			55.36	\$11.93	\$24,809	22.99	\$7.90	\$16,428	\$13.94	\$28,998	\$8.02	\$16,686	\$9.36	\$19,467	\$15.10	\$31,409
45-2011	3			55.36	\$11.93	\$24,809	22.99	\$7.90	\$16,428	\$13.94	\$28,998	\$8.02	\$16,686	\$9.36	\$19,467	\$15.10	\$31,409
47-0000	43	1,030		15.39	\$17.48	\$36,374	4.7	\$11.01	\$22,910	\$20.73	\$43,106	\$12.26	\$25,495	\$15.81	\$32,880	\$21.51	\$44,741
First-Line Supervisors/Managers of Construction Trades and Extraction Workers																	
47-1011	20	100		28.03	\$25.80	\$53,664	6.95	\$14.05	\$29,230	\$31.67	\$65,880	\$16.02	\$33,334	\$26.11	\$54,310	\$32.12	\$66,799
47-2031	7	50		45.16	\$15.08	\$31,384	5.87	\$12.90	\$26,843	\$16.18	\$33,655	\$13.43	\$27,926	\$16.17	\$30,312	\$15.87	\$33,007
47-2044	4	40		41.89	\$12.67	\$26,338	24.75	\$7.32	\$15,216	\$15.34	\$31,900	\$7.43	\$15,461	\$8.98	\$18,675	\$18.57	\$38,642
47-2051	3	70		15.81	\$15.69	\$32,635	9.3	\$12.40	\$25,792	\$17.34	\$36,056	\$13.34	\$27,755	\$16.13	\$33,535	\$18.40	\$38,278
47-2061	7	90		25.92	\$12.39	\$25,779	5.05	\$9.20	\$19,120	\$13.99	\$29,108	\$10.06	\$20,942	\$12.33	\$25,643	\$14.49	\$30,148

All Information Provided specifically for Pottawatomie County, Oklahoma

SOC Code	SOC Title	# of Est's that Reprt Employmnt	Est. Employmnt	Emplmnt Relative Standard Error (%)	Mean Hourly Wage	Mean Annual Wage	Wage Relative Sndrd Error(%)	Entry Hourly Wage	Entry Annual Wage	Exprncd Hourly Wage	Exprncd Annual Wage	25th Prcntl Hourly Wage	25th Prcntl Annual Wage	Median Hourly Wage	Median Annual Wage	75th Prcntl Hourly Wage	75th Prcntl Annual Wage
47-2073	Operating Engineers and Other Construction Equipment Operators	5	30	28	\$14.83	\$30,834	6.57	\$12.24	\$25,462	\$16.12	\$33,520	\$12.80	\$26,611	\$14.11	\$29,370	\$15.48	\$32,203
47-2111	Electricians	6		65.9	\$23.51	\$48,917	3.21	\$20.66	\$42,972	\$24.94	\$51,890	\$20.95	\$43,576	\$23.27	\$48,404	\$26.32	\$54,740
47-2141	Painters, Construction and Maintenance	4		67.51	\$15.94	\$33,165	5.22	\$13.07	\$27,204	\$17.38	\$36,145	\$14.37	\$29,889	\$15.97	\$33,225	\$17.56	\$36,542
47-2151	Pipelayers	3	20	41.18	\$14.02	\$29,171	5.09	\$13.09	\$27,246	\$14.48	\$30,132	\$13.34	\$27,740	\$14.34	\$29,819	\$15.34	\$31,897
47-2152	Plumbers, Pipefitters, and Steamfitters	8	110	23.72	\$23.41	\$48,705	11.85	\$17.59	\$36,603	\$26.32	\$54,755	\$19.86	\$41,301	\$21.81	\$45,360	\$24.25	\$50,446
	Helpers--Pipelayers, Plumbers, Pipefitters, and Steamfitters	3	60	5.84	\$10.99	\$22,872	5.38	\$10.52	\$21,882	\$11.24	\$23,368	\$10.14	\$21,093	\$10.84	\$22,549	\$11.54	\$24,004
47-4011	Construction and Building Inspectors	4		99.33	\$18.30	\$38,058	3.26	\$14.55	\$30,277	\$20.17	\$41,948	\$14.74	\$30,651	\$16.40	\$34,119	\$19.64	\$40,842
	Installation, Maintenance, and Repair																
49-0000	Occupations	49	640	12.97	\$17.32	\$36,041	6.39	\$10.00	\$20,809	\$20.99	\$43,657	\$11.62	\$24,171	\$16.56	\$34,444	\$22.20	\$46,179
49-1011	First-Line Supervisors/Managers of Mechanics, Installers, and Repairers	15	50	18.06	\$21.95	\$45,651	12.28	\$12.37	\$25,733	\$26.74	\$55,611	\$15.58	\$32,408	\$19.95	\$41,490	\$27.75	\$57,719
49-3023	Automotive Service Technicians and Mechanics	4		51.63	\$15.57	\$32,390	13.62	\$9.25	\$19,232	\$18.73	\$38,969	\$9.97	\$20,736	\$16.85	\$35,064	\$20.41	\$42,452
49-3031	Bus and Truck Mechanics and Diesel Engine Specialists	5	30	44.99	\$14.24	\$29,632	5.79	\$13.40	\$27,885	\$14.67	\$30,506	\$13.06	\$27,154	\$14.10	\$29,318	\$15.28	\$31,788
49-9021	Heating, Air Conditioning, and Refrigeration Mechanics and Installers	4	30	37.02	\$21.56	\$44,848	4.85	\$14.88	\$30,966	\$24.90	\$51,789	\$16.82	\$34,985	\$21.74	\$45,225	\$25.90	\$53,870
49-9041	Industrial Machinery Mechanics	5	40	19.64	\$19.78	\$41,154	14.2	\$12.25	\$25,484	\$23.55	\$48,990	\$12.79	\$26,598	\$22.06	\$45,881	\$24.89	\$51,778
49-9042	Maintenance and Repair Workers, General	28	200	21.7	\$15.29	\$31,798	12.27	\$8.24	\$17,130	\$18.81	\$39,132	\$9.20	\$19,124	\$13.36	\$27,792	\$20.05	\$41,696
49-9043	Maintenance Workers, Machinery	6	10	20.25	\$17.52	\$36,445	12.22	\$11.31	\$23,534	\$20.62	\$42,900	\$13.37	\$27,810	\$16.82	\$34,994	\$23.13	\$48,111
	Helpers--Installation, Maintenance, and Repair Workers	6	20	24.1	\$11.21	\$23,311	11.84	\$7.90	\$16,433	\$12.86	\$26,749	\$8.46	\$17,606	\$10.34	\$21,501	\$13.68	\$28,446
51-0000	Production Occupations	53	1,910	5.6	\$14.75	\$30,670	2.86	\$9.92	\$20,641	\$17.16	\$35,686	\$11.28	\$23,480	\$14.57	\$30,322	\$17.98	\$37,387
	First-Line Supervisors/Managers of Production and Operating Workers																
51-1011	Production Occupations	22	120	6.94	\$22.88	\$47,591	2.8	\$16.99	\$35,324	\$25.83	\$53,724	\$18.76	\$39,030	\$22.70	\$47,223	\$26.71	\$55,571
51-2092	Team Assemblers	8	280	6.23	\$13.33	\$27,737	3.55	\$9.75	\$20,272	\$15.13	\$31,470	\$10.41	\$21,646	\$12.29	\$25,559	\$17.06	\$35,486
51-3011	Bakers	4		56.1	\$11.01	\$22,904	7.34	\$8.59	\$17,863	\$12.22	\$25,424	\$8.62	\$17,931	\$9.54	\$19,840	\$12.33	\$25,645
	Computer-Controlled Machine Tool Operators, Metal and Plastic																
51-4011	Computer-Controlled Machine Tool Operators, Metal and Plastic	5	170	2.9	\$15.18	\$31,576	2.77	\$12.72	\$26,450	\$16.42	\$34,139	\$13.34	\$27,760	\$14.91	\$31,016	\$16.86	\$35,057
51-4031	Cutting, Punching, and Press Machine Setters, Operators, and Tenders, Metal and Plastic	8	50	11.77	\$14.97	\$31,131	2.83	\$12.67	\$26,349	\$16.12	\$33,524	\$13.34	\$27,756	\$14.69	\$30,540	\$16.27	\$33,840
51-4041	Machinists	12	80	39.94	\$14.20	\$29,529	6.2	\$11.51	\$23,936	\$15.54	\$32,325	\$11.70	\$24,329	\$12.83	\$26,685	\$15.72	\$32,702
	Molding, Coremaking, and Casting Machine Setters, Operators, and Tenders, Metal and Plastic																
51-4072	Molding, Coremaking, and Casting Machine Setters, Operators, and Tenders, Metal and Plastic	3	180	12.07	\$14.19	\$29,513	4.69	\$11.31	\$23,525	\$15.63	\$32,507	\$12.01	\$24,976	\$14.00	\$29,136	\$16.07	\$33,431
51-4121	Welders, Cutters, Solderers, and Brazers	13	60	13.05	\$13.78	\$28,664	3.38	\$10.31	\$21,435	\$15.52	\$32,279	\$10.99	\$22,863	\$13.09	\$27,223	\$16.17	\$33,648
51-5021	Job Printers	3		105.96	\$10.75	\$22,361	4.42	\$10.62	\$22,098	\$10.82	\$22,492	\$10.15	\$21,118	\$10.76	\$22,389	\$11.38	\$23,659
51-5022	Prepress Technicians and Workers	3	30	36.11	\$12.29	\$25,565	20.24	\$7.95	\$16,550	\$14.46	\$30,072	\$8.73	\$18,153	\$13.79	\$28,689	\$15.14	\$31,493
51-5023	Printing Machine Operators	5		54.39	\$9.75	\$20,268	5.08	\$8.94	\$18,596	\$10.14	\$21,104	\$8.82	\$18,339	\$9.59	\$19,954	\$10.24	\$21,297
51-6011	Laundry and Dry-Cleaning Workers	3		50.41	\$8.46	\$17,596	7.41	\$8.02	\$16,666	\$8.69	\$18,062	\$7.80	\$16,230	\$8.53	\$17,759	\$9.23	\$19,193
	Crushing, Grinding, and Polishing Machine Setters, Operators, and Tenders	3	10	46.99	\$13.21	\$27,466	5.42	\$11.22	\$23,350	\$14.20	\$29,524	\$11.75	\$24,436	\$13.39	\$27,854	\$14.83	\$30,837
51-9021	Inspectors, Testers, Sorters, Samplers, and Weighers	10	110	32.06	\$13.17	\$27,401	6.99	\$7.96	\$16,562	\$15.78	\$32,820	\$8.33	\$17,318	\$13.90	\$28,906	\$18.00	\$37,426
51-9061	Inspectors, Testers, Sorters, Samplers, and Weighers	8		68.21	\$14.82	\$30,813	12.21	\$8.45	\$17,572	\$18.00	\$37,434	\$9.28	\$19,300	\$17.16	\$35,686	\$18.84	\$39,196
51-9198	Helpers--Production Workers																
53-0000	Transportation and Material Moving Occupations	53	1,150	14.2	\$12.17	\$25,313	3.7	\$8.06	\$16,753	\$14.23	\$29,592	\$8.78	\$18,281	\$11.35	\$23,614	\$14.74	\$30,659

All Information Provided specifically for Pottawatomie County, Oklahoma

SOC Code	SOC Title	# of Est's that Reprt Emplymnt	Emplymnt Est.	Emplymnt Relative Standard Error (%)	Mean Hourly Wage	Mean Annual Wage	Wage Relative Sndrd Error(%)	Entry Hourly Wage	Entry Annual Wage	Exprncd Hourly Wage	Exprncd Annual Wage	25th Prcntl Hourly Wage	25th Prcntl Annual Wage	Median Hourly Wage	Median Annual Wage	75th Prcntl Hourly Wage	75th Prcntl Annual Wage
First-Line Supervisors/Managers of Transportation and Material-Moving Machine and Vehicle Operators																	
53-1031	Vehicle Operators	9	30	34.84	\$21.30	\$44,310	3.72	\$16.19	\$33,682	\$23.86	\$49,624	\$17.31	\$36,006	\$20.61	\$42,867	\$23.93	\$49,783
53-3022	Bus Drivers, School	3		0.03	\$8.50	\$17,679	5.77	\$7.31	\$15,204	\$9.09	\$18,916	\$7.17	\$14,916	\$7.55	\$15,717	\$10.55	\$21,940
53-3032	Truck Drivers, Heavy and Tractor-Trailer	12	200	45.37	\$14.90	\$30,994	3.31	\$11.19	\$23,268	\$16.76	\$34,857	\$12.55	\$26,084	\$15.20	\$31,602	\$17.38	\$36,165
53-3033	Truck Drivers, Light or Delivery Services	15	110	31.45	\$10.30	\$21,407	4.7	\$8.39	\$17,454	\$11.24	\$23,383	\$8.61	\$17,913	\$9.75	\$20,287	\$11.71	\$24,361
53-3041	Taxi Drivers and Chauffeurs	3	10	19.97	\$10.98	\$22,846	12.03	\$7.88	\$16,382	\$12.54	\$26,078	\$8.19	\$17,037	\$10.69	\$22,220	\$13.85	\$28,811
53-7032	Excavating and Loading Machine and Dragline Operators	5		59.17	\$16.54	\$34,418	8.66	\$14.06	\$29,243	\$17.80	\$37,005	\$14.49	\$30,125	\$16.84	\$35,036	\$18.76	\$39,033
53-7051	Industrial Truck and Tractor Operators	10	60	3.82	\$13.26	\$27,579	2.72	\$10.47	\$21,783	\$14.65	\$30,478	\$10.95	\$22,777	\$12.69	\$26,402	\$15.46	\$32,168
	Laborers and Freight, Stock, and Material Movers, Hand	19	250	16.29	\$10.02	\$20,841	4.08	\$7.70	\$16,004	\$11.18	\$23,260	\$7.94	\$16,522	\$9.19	\$19,107	\$11.23	\$23,351
53-7063	Machine Feeders and Offbearers	3	120	26.12	\$12.47	\$25,948	4.04	\$11.11	\$23,096	\$13.16	\$27,374	\$11.14	\$23,172	\$12.21	\$25,379	\$13.72	\$28,526
53-7064	Packers and Packers, Hand	5	80	14.55	\$8.42	\$17,512	6.38	\$7.96	\$16,571	\$8.64	\$17,983	\$7.54	\$15,692	\$8.34	\$17,357	\$9.14	\$19,024

About Shawnee

Shawnee boasts small town charm with big city offerings. You'll enjoy name brand restaurants and retail as well as the best in home town dining and unique boutique shopping. Shawnee is rich in culture and home to world-class museums and attractions. Enjoy a spring day at the Lavender Farm or welcome fall with a trip to the Shawnee Maze and Pumpkin Patch. Shawnee has something for the whole family and we are anxious to roll out the red-carpet for you!

STATISTICAL DATA

Shawnee is located in Pottawatomie County, Oklahoma, United States. The population is 28,692 at the 2000 census. The city is the county seat of Pottawatomie county and part of the Micropolitan Statistical Area. Trade area is in excess of 300,000 people.

Located on Interstate 40, Shawnee is just 30 minutes east of downtown Oklahoma City attractions. To the east and northeast, the McClellan-Kerr Arkansas River Navigation System offers barge access to the Gulf of Mexico and the Great Lakes Region. The Shawnee Regional Airport features a 5,650 foot precision approach pilot controlled runway and an Instrument Landing System (ILS, GS/LOC, PAPI, GPS).


Shawnee has a sister city program with Nikaho in Akita, Japan due to the presence of a TDK plant in Shawnee. Every year junior high students from Shawnee visit Nikaho in July, and Japanese junior high students visit Shawnee in September.



The Santa Fe Depot houses the Pottawatomie County Historical Society and Museum. Built in 1904, the Depot is the last of its kind on the old route to the West. The buildings Romanesque style resembles a castle and provides a memorable backdrop for photo enthusiasts. In fact, it is one of the most photographed buildings in Oklahoma.

Throughout the year the Depot plays host to a variety of special events including the Quilt Show, Woodcarver's Festival, a Christmas Show and more. www.santafedepotmuseum.org

GEOGRAPHY

Shawnee is located at  35°20'33"N 96°56'2"W / 35.3425°N 96.93389°W / 35.3425; -96.93389 (35.342474, -96.933775).

According to the United States Census Bureau, the city has a total area of 44.7 square miles (115.7 km²). About 42.3 square miles (109.5 km²) of it is land and 2.4 square miles (6.2 km²) of it (5.37%) is water.

Shawnee Resources

FIRST RESPONSE INFORMATION

Fulltime Shawnee Firemen: 48

- 43 suppression firemen
- 2 in Fire Prevention
- 3 Administrative personnel
- ISP rating in the city limits is 4
- ISO rating outside the city limits is 9
- 3 structural fire-fighting pumpers
- 1 with 75' ladder
- 3 brush pumpers
- 1 rescue truck
- 1 command vehicle
- Emergency medical first responders
- Hazardous materials response
- 42 suppression personnel
- Response time = less than 4 minutes

Fulltime City of Shawnee Police Officers: 59

Other law enforcement professionals in the area include Oklahoma Highway Patrol, Pottawatomie County Sheriff and Deputy's, (Shawnee is the County Seat), plus the various Tribes who have their own law enforcement staff. Many of these have intergovernmental agency agreements.

React EMS Medical Transportation

- Nationally Registered, Oklahoma Licensed Paramedic on each EMS response
- Critical Care Services for those requiring more in-depth care
- Notification for Air Services for those needing rapid transportation
- Critical Care and Specialty Care Transport Equipment
- ICU-to-ICU inter-facility transports.

REACT EMS covers more than 1,200 square miles and is well trained to support Urban, Metro, or Rural critical care transportation.

Shawnee Resources

Local Emergency Planning Council

The Local Emergency Planning Council in Pottawatomie County is comprised of individuals who represent the following institutions and organizations:

Absentee Shawnee Tribe	Mental Health
American Red Cross	MRC Volunteer Coordinator
Asher EM	Oklahoma Baptist University
Central Plastics	Oklahoma Gas & Electric
Citizen Potawatomi Nation	Oklahoma State Department of Health
Citizen Potawatomi Nation Clinic	Pottawatomie County EM
Citizen Volunteer	Pottawatomie County EM Ham Radio
City of Shawnee	REACT EMS
County Commissioners Office	Rural Fire Coordinator-COEDD
Department of Environmental Quality	Shawnee Economic Development Foundation
Eaton Corporation	Shawnee Emergency Management
Emergency Management	Shawnee Police Chief
Expo Center	Shawnee Police Department
Exxon Mobil	TDK
Gateway to Prevention PATCH	Tecumseh EM
GF Central Plastics	Tecumseh Police Department
LVI Services	Turning Point
Mayor, City of Shawnee	Unity Health Center
McLoud EM	

They receive a Hazardous Materials Emergency Preparedness (HMEP) Grant from the Emergency Management Division of the Department of Homeland Security. This is usually for \$2,400/year. We also receive \$1,000/year to distribute SARA 312 reports to the various Pottawatomie County Fire Departments. This is a service we provide on behalf of the Oklahoma Department of Environmental Quality.

Initially, the LEPC was established, by the EPA, to develop hazardous materials emergency preparedness plans, and to train on these plans. Our mission has expanded to include public awareness training and emergency response planning for mass immunizations, natural disasters, and other emergency response type scenarios.

Shawnee Resources

UTILITIES & SERVICES

Utility and Service Providers are:

Electric: Oklahoma Gas & Electric and Canadian Valley Electric

Natural Gas: Oklahoma Natural Gas

Water and Sewer: City of Shawnee

Waste Disposal: Central Disposal and Allied Waste Disposal

Telephone: AT&T

Internet:

- AT&T, can provide high speed-internet and all business communication services, including Broadband access, high-speed internet access, T-1 service, business communication equipment and can provide customer requested DS3 over fiber facilities.
- Allegiance Communications
- Pottawatomie County Telephone.

Water system information:

The City of Shawnee utilizes surface water from the Twin Lakes and Wes Watkins Reservoir

The community has four elevated towers in town with a maximum capacity of 2.5 MG (million gallons). Average daily consumption will range from 3 MGD (Million gallons per day) during low usage times to 7 MGD during peak Demands in the dry summer months.

The Water Treatment Plant currently has a capacity of 8 MGD. The pressure in the mains will range from 50 PSI to 80 PSI.

The City has two wastewater treatment facilities. One is an extended aeration plant and the other is a trickling filter plant. Both were designed for 3 MGD and currently average approximately half of that usage now.

The City has recently completed over \$9 million dollars' worth of extensive infrastructure improvements to the water supply delivery system.

Shawnee Resources

Rail & Bus Availability:

Bus service:

Central Oklahoma Transit offers a 24-hour call ahead required (\$3 one way). It is basically a van service.

CPN runs a van service, which requires a 72-hour advance notice. This service does not require CPN or Native American membership.

Rail:

There are two freight rail providers that service the manufacturers in Shawnee. The BNSF Railway and the A-OK Railroad Co., are the short line operators that lease the Union Pacific Line.

Freight by rail is transported into and out of the community as needed and over \$8 million dollars' worth of upgrades has recently been completed to this infrastructure link.

COMMUNITY HIGHLIGHTS

Accommodations:

Lodging: Shawnee has 14 hotels inside the City limits.

Number of Hotel rooms: 664

Banquet Halls:

Expo — seating for 1000

CPN Firelake Grand — 900

CPN Event Center — 4500

CPN Heritage Center — seating for 375

St. Gregory's — seating for 100

OBU — seating for 150

Housing:

Number of owner occupied	6,668 or 60.1%
Number of renter occupied	4,425 or 39.9%
Average median home price	\$84,600.00
New homes starting from	\$140,000.00

Shawnee Resources

Places of Worship:

Shawnee has 75 places of worship, including but not limited to; Messianic Judaism, Catholic, Southern Baptists, Methodist, Disciples of Christ and Lutheran denominations.

Banks & Credit Unions

Arvest Bank
BancFirst
City National Bank & Trust
First National Bank & Trust Co.
First United Bank
IBC Bank
MidFirst Bank
Vision Bank
Bison Credit Union
Communication Workers Credit Union
Tinker Federal Credit Union

Tax Structure:

The tax rate for the Shawnee School District in 2010 was \$102.60 per thousand, the fractional assessment percentages are as follows:

County General	10.15 mills
County Health	2.54 mills
Vo-Tech General	10.12 mills
Vo-Tech Building	5.06 mills
Co. 4-millage	4.06 mills
SD General	35.31 mills
SD Building	5.04 mills
SD Sinking	24.26 mills
Library	6.06 mills
Total	102.60 mills

Bond Indebtedness:

Shawnee Public Schools:	\$6,320,000.00
City of Shawnee:	\$27,000,000.00

Shawnee Resources

Sales Tax:

The city of Shawnee has a sales tax rate of 3.0%. In addition, the county levies a 1% tax and the state a 4.5% sales tax. Shawnee sales tax rates are on average .5% to 1% lower than the surrounding communities.

Educational Resources: (Shawnee and schools within a ten mile radius)

The greater Shawnee area offers a well-rounded program of education. In addition to an excellent public school system, the community offers two private schools, two universities, technical training, six preschool facilities, and care and training for the physically and mentally handicapped.

Seven other colleges and universities, including the University of Oklahoma and Oklahoma State University are located within sixty miles of our community.

Shawnee Public Schools

Shawnee Public School District is the largest and most comprehensive school district in Pottawatomie County. It is comprised of five elementary schools, a middle school, a high school and an alternative school. Shawnee voters passed over 10 million dollars in bond issues in the last four years for improvements in educational facilities. These improvements include a new \$9 million "state of the art" Middle School, \$1.4 million on new sports facilities and \$475,000 on elementary remodeling projects.

The Shawnee High School boasts over \$1,000,000 each year in scholarship money to seniors and thirteen National Merit or Commended Scholars in the last six years.

Convenient access to concurrent classes is available at both Oklahoma Baptist University and St. Gregory's University. Academic Bowl Teams consistently rank with the best five-A teams in the state.

Oklahoma Baptist University

A four-year accredited university offering more than 80 areas of study. It was ranked second among baccalaureate colleges in the western region in the 2011 *U.S. News & World Report* "America's Best Colleges" ratings. OBU is Oklahoma's top-ranked university in the Forbes.com 2011 listing of "America's Best Colleges" and named a 2011 "Best in the West" institution by The Princeton Review.

Shawnee Resources

St. Gregory's University

St. Gregory's is one of Oklahoma's oldest private colleges. A four-year accredited university with an outstanding record of preparing students to further their education.

Gordon Cooper Technology Center

GCTC is dedicated to developing a relationship of integrity and value with its industrial community. Their mission is to ensure that each business and industry in its district succeeds. The Gordon Cooper Technology Center main campus is located in Shawnee. Gordon Cooper Career Tech is home to a satellite branch of the Oklahoma State School of Science and Mathematics, along with the John C. Bruton Aviation Training Center, which is one of only five such facilities in the state.

Family of Faith College

FFC is a pre-accredited, four year college. It offers two and four year programs in ministry, management, and education. Also serves area adults through the ADVANCE degree-completion program.

SNL

O.K. CTAF 122.70 Mhz
AWOS 118.275 Mhz
AWOS 405-878-1745

Shawnee Regional Airport

ELEV. 1073
TPA 1880 / 2080

GCO - in Service
121.725

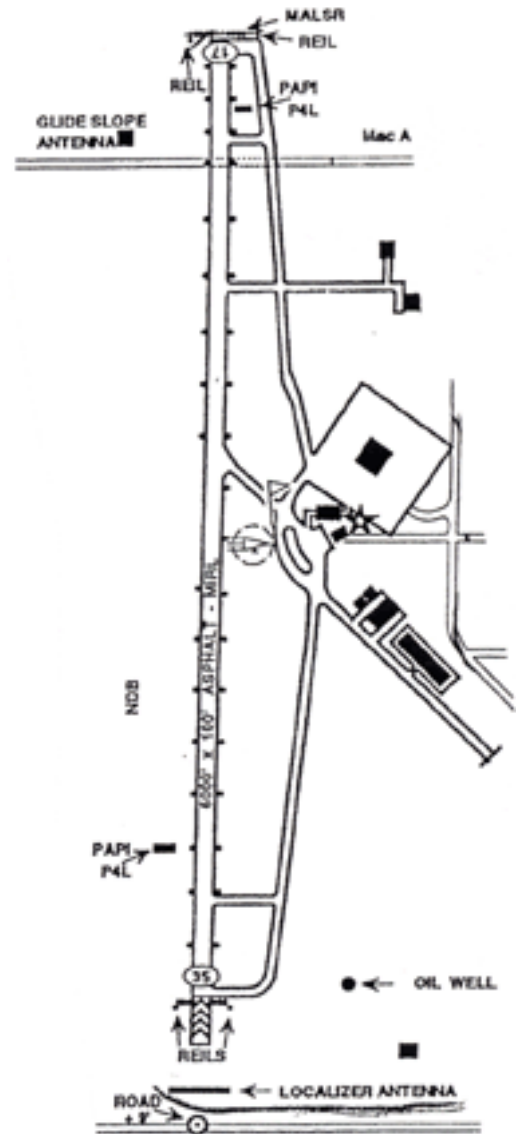
Airport Remote Radio Access System (ARRAS) or GCO -
Ground Communication Outlet.
121.725

Two way remotely control transceiver to telephone system
allowing direct communication with Oklahoma City TRACON
or FAA flight service for departure

Traffic Pattern Altitude:
1880 MSL Light aircraft
2080 MSL Multi-Engine aircraft
2080 MSL Turbine aircraft

Approaches:
GPS/RNAV/ILS 17
ILS 108.75

Location:
N35-21.47; W096-56.57 Mag var: 6E



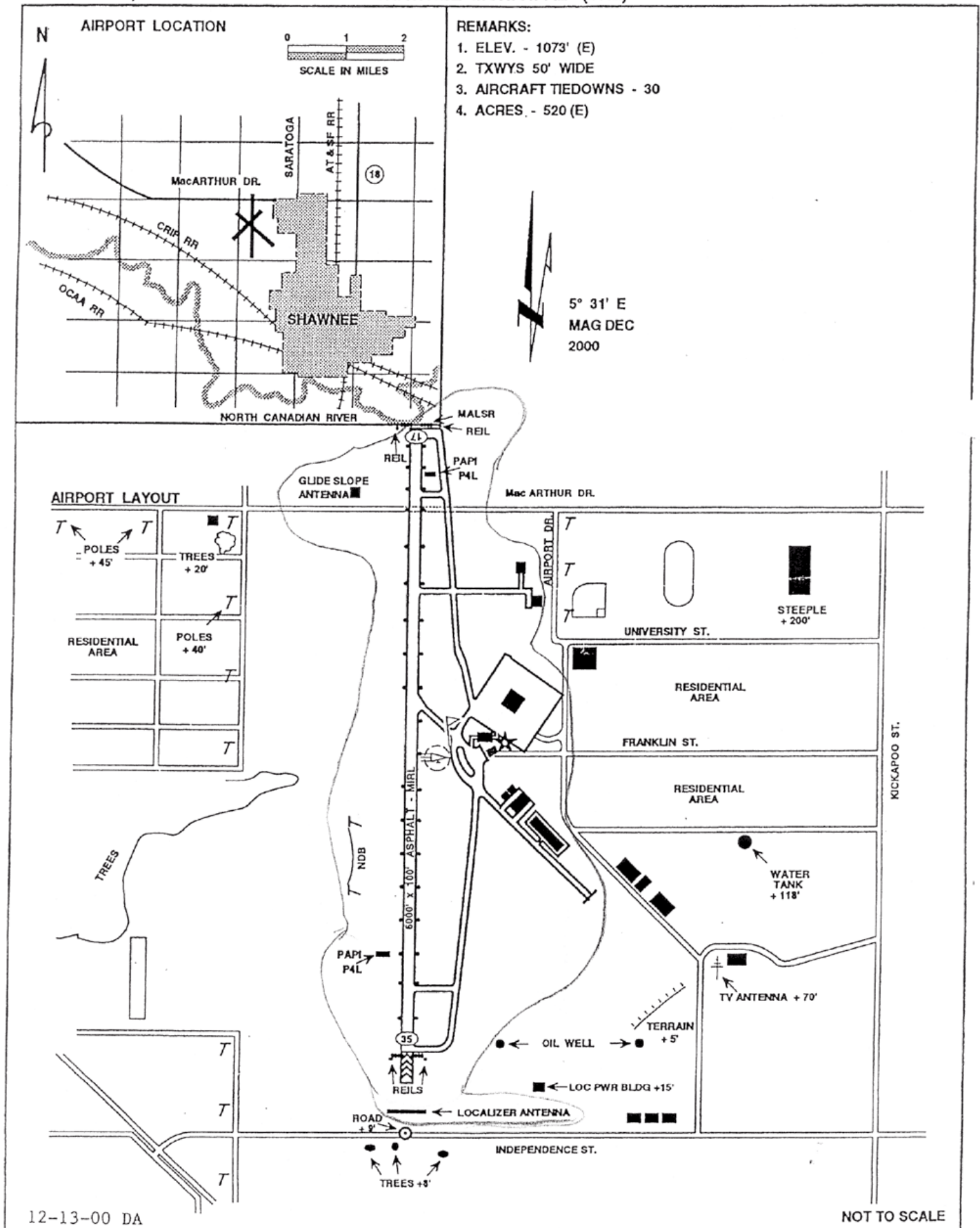
Runway Dimensions:
6000' x 100' asphalt
6000' useable RW 35
5600' w/ displaced threshold
rw17Services:
Fuel - 100LL Jet A
Full Service 8AM - 6PM
7 Days Per Week
Self Serve 24/7
Aircraft Maintenance
Pilot Training
Aircraft Rentals

Lighting:
MIRL, PAPI< MALSR, Beacon
Obstruction and Security

SHAWNEE, OK

SHAWNEE MUNICIPAL (SNL)

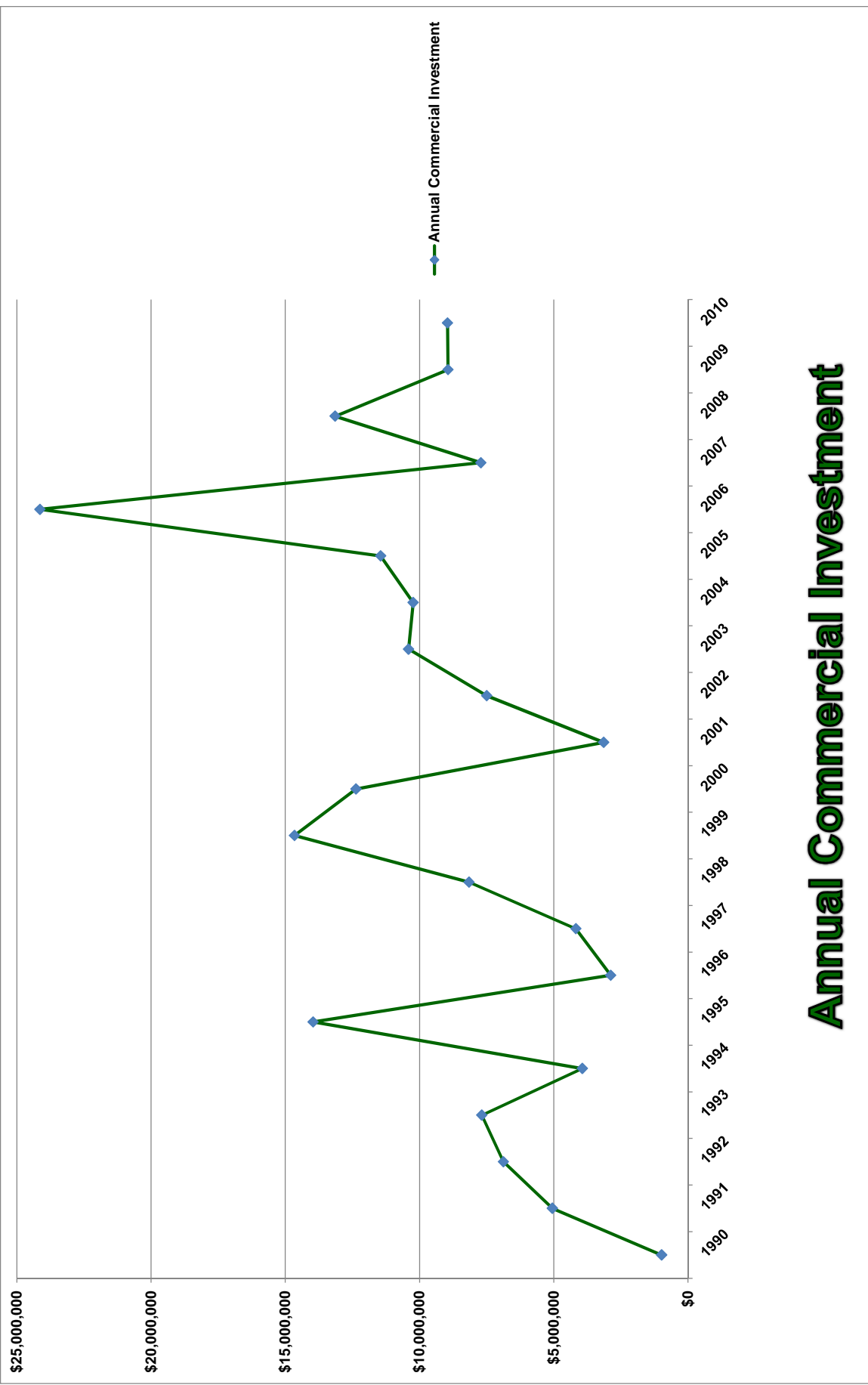
SITE NO. - 19223.A

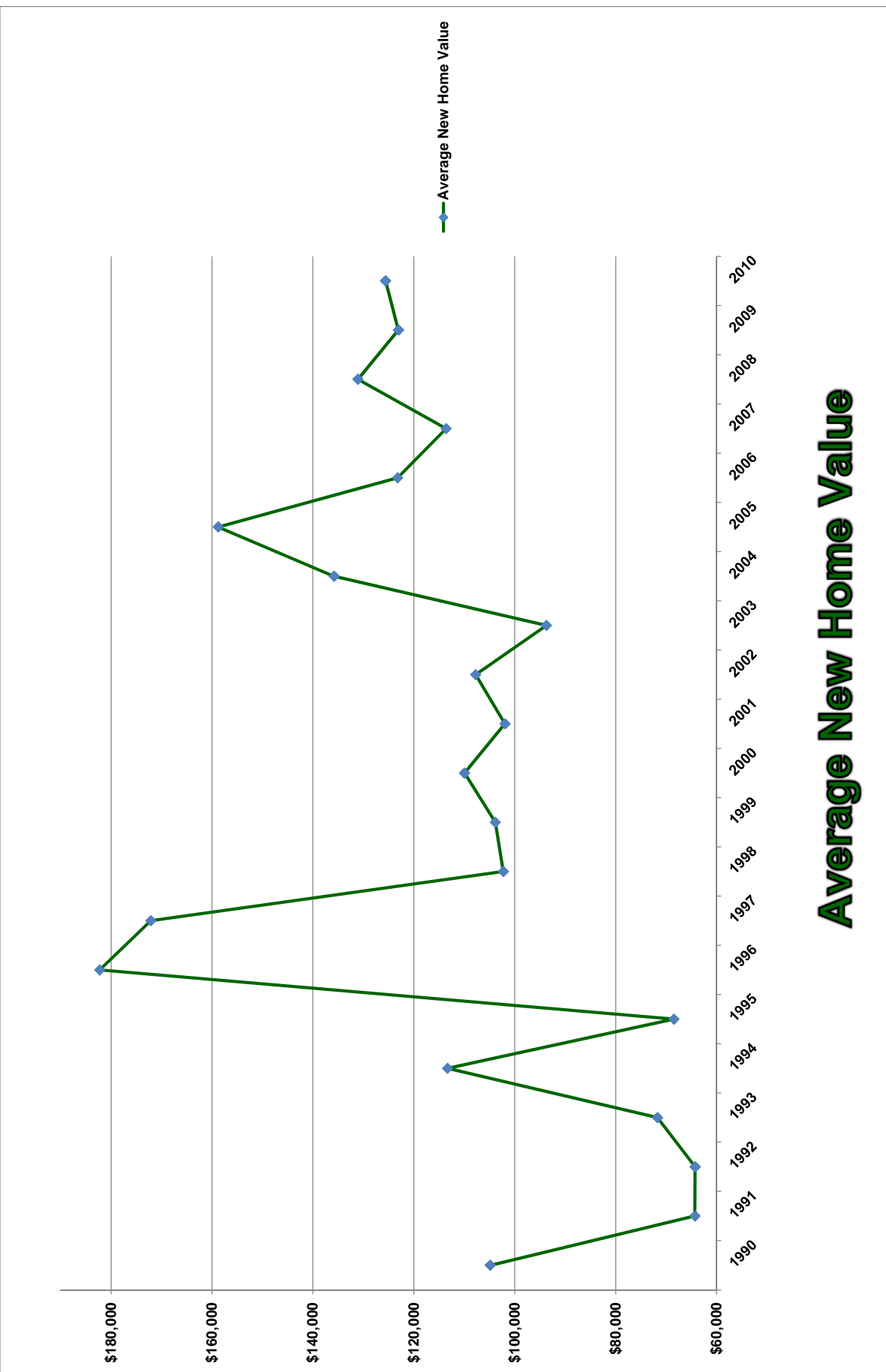


Shawnee Real Estate Statistics By Year

	1990	1991	1992	1993	1994	1995	1996	1997	1998	1999	2000
New Single Family Home Starts	40	32	42	65	62	51	50	77	94	81	85
Res. Est. Cost	\$4,194,500	\$2,057,850	\$2,698,500	\$4,661,800	\$7,025,960	\$3,492,072	\$9,111,030	\$13,251,374	\$9,613,400	\$8,413,140	\$9,346,473
Average New Home Value	1990	1991	1992	1993	1994	1995	1996	1997	1998	1999	2000
	\$104,863	\$64,308	\$64,250	\$71,720	\$113,322	\$68,472	\$182,221	\$172,096	\$102,270	\$103,866	\$109,959
Multi Family		0	0	1	0	0	1	2	1	0	0
MF Buildings	2	0	0	0	0	0	0	21	7	0	0
MF Units	32	0	0	0	0	0	78	244	64	0	0
New Commercial	1990	1991	1992	1993	1994	1995	1996	1997	1998	1999	2000
	16	31	21	17	26	29	23	25	37	28	23
Annual Commercial Investment	1990	1991	1992	1993	1994	1995	1996	1997	1998	1999	2000
Avg. Investment	\$980,500	\$5,051,720	\$6,872,937	\$7,682,100	\$3,939,000	\$13,963,559	\$2,880,670	\$4,173,143	\$8,157,254	\$14,660,331	\$12,366,351
	\$61,281	\$162,959	\$327,283	\$451,888	\$151,500	\$481,502	\$125,247	\$166,926	\$220,466	\$523,583	\$537,667

	2001	2002	2003	2004	2005	2006	2007	2008	2009	2010
New Single Family Home Starts	79	64	102	90	112	126	160	110	78	79
Res. Est. Cost	\$8,052,920	\$6,896,108	\$9,560,589	\$12,222,282	\$17,779,479	\$15,525,601	\$18,179,149	\$14,417,725	\$9,597,117	\$9,922,132
Average New Home Value	2001	2002	2003	2004	2005	2006	2007	2008	2009	2010
	\$101,936	\$107,752	\$93,731	\$135,803	\$158,745	\$123,219	\$113,619	\$131,070	\$123,040	\$125,596
Multi Family	0	0	0	11	4	1	7	1	1	
MF Buildings	0	0	0	11	7	1	9	1	2	2
MF Units	0	0	0	83	142	2	25	2	11	6
New Commercial	2001	2002	2003	2004	2005	2006	2007	2008	2009	2010
	43	10	11	19	15	21	17	15	18	22
Annual Commercial Investment	2001	2002	2003	2004	2005	2006	2007	2008	2009	2010
Avg. Investment	\$3,142,162	\$7,499,900	\$10,408,884	\$10,237,264	\$11,449,640	\$24,136,400	\$7,716,028	\$13,143,088	\$8,935,937	\$8,957,997
	\$73,074	\$749,990	\$946,262	\$538,803	\$763,309	\$1,149,352	\$453,884	\$876,205	\$496,440	\$407,182





Average New Home Value

Greater Shawnee **EDUCATION** *Guide*

SHAWNEE, OKLAHOMA



TABLE OF CONTENTS

- ***Shawnee Public Schools***
- ***Grove School***
- ***Pleasant Grove***
- ***North Rock Creek School***
- ***South Rock Creek School***
- ***Liberty Academy***
- ***Family of Faith***
- ***Gordon Cooper Technology Center***
- ***Oklahoma Baptist University***
- ***St. Gregory's University***
- ***Seminole State College***

©Copyright 2011

This magazine is published by The Greater Shawnee Chamber of Commerce and Shawnee Economic Development Foundation.
131 N. Bell St., Shawnee, OK 74801

All rights reserved. No portion of this magazine may be reproduced in whole or in part without consent from The Greater Shawnee Chamber of Commerce and the Shawnee Economic Foundation. The Greater Shawnee Chamber of Commerce and the Shawnee Economic Development Foundation are not responsible for the accuracy of any material printed in this publication and accept no liability, financial or otherwise, for any accuracy or libel. Photography provided by the education institutions included in this publication.



The Greater Shawnee Education Guide: A Resource for Families

Moving to a new city can be one of the most exciting chapters in our life. But, for parents of school age children, moving to an unfamiliar place can add an extra challenge — finding accurate information about quality educational choices for your children.

We have compiled information for all educational institutions in the Shawnee area. On these pages you will find institutions on the move, changing rapidly to fit the needs of 21st century students.

In 2005, Shawnee residents passed a school bond issue providing \$18 million in capital improvements. This resulted in the construction of an early childhood center to provide a developmentally

appropriate academic program for four and five-year-olds, a \$10 million athletic building and a performing arts center. Since then, \$3 million in bonds has paid for renovations to Shawnee High School and Jim Thorpe Stadium.

Gordon Cooper Technology Center recently finished an Aviation Maintenance facility which houses a certified aviation mechanics program. Graduates of this program are in demand at Tinker Air Force Base, just 20 minutes from Shawnee.

Oklahoma Baptist University recently added a Recreation and Wellness Center to its campus. The \$14 million center includes three full-sized basketball courts, a climbing wall and state of the art workout equipment. In

addition, a new outdoor track facility and baseball and softball complexes were constructed.

St. Gregory's University, established in 1875, is the only Catholic university in the state. In the future, SGU plans to move forward on a \$10 million project for new residence halls.

We hope you will find this Guide invaluable in selecting the right school for your children. More information about our community can be found at www.shawneechamber.com or www.sedf.biz. Please call the Greater Shawnee Chamber of Commerce, 405.273.6092 or the Shawnee Economic Development Foundation, 405.273.7490, if we can be of further assistance.



SHAWNEE PUBLIC SCHOOLS

PROFILE

- For over 100 years, Shawnee Public Schools has been a part of a growing and vibrant community. The Shawnee School District has a solid foundation for learning characterized by effective instruction and superior academic and individual achievement, delivered in partnership with families and the community. The Shawnee Board of Education and school administration recognize that strong home, school and community partnerships are necessary to achieve high quality educational experiences for all children.
- Shawnee Independent School District began serving students in 1895 and covers sixty-three square miles, the major portion of which is located within the city of Shawnee. Shawnee Public Schools have an annual enrollment of approximately 4,000 students served in an early childhood center, four elementary schools, middle school, high school and alternative high school.
- Thirty-eight percent of the instructional staff hold masters or doctorate level degrees. Twenty-three teachers are National Board Certified.
- As the largest and most comprehensive school district

in Pottawatomie County, the Shawnee School District combines an outstanding CORE curriculum with advanced learning opportunities to help students develop their talents to the fullest.

HIGHLIGHTS

- Visual and performing arts are offered in grades 6-12, with award winning performances given each year.
- State of the art technology to support student learning.
- Dedicated teachers who offer differentiated and interactive instruction for the full development of children's intellectual ability, specific academic ability, thinking skills, leadership ability, and performance or productive ability.
- With a strong history of community support for bond elections, the district recently opened a new Shawnee Early Childhood Center and a Performing Arts and Athletic Center at the high school.
- Extended learning opportunities are offered through before and after school programs, summer school, web based learning and an extensive extracurricular program.


AWARDS AND HONORS

- Sequoyah Elementary and

Shawnee Middle School have been named Blue Ribbon Schools of Excellence by the US Department of Education.

- The athletic program is well known for its numerous state, regional and conference championships. Grades 7-12 regularly compete for district, conference and state championships. Over fourteen sports are available providing a vigorous and diverse athletic program.
- National Merit Scholars and more than twenty-five National Merit Finalists have graduated from Shawnee High School, along with many Oklahoma Academic Scholars, Semi-finalists and Commended Scholars each year.
- Shawnee teachers annually receive thousands of dollars in competitive teacher grants from the Shawnee Educational Foundation.

STUDENT ASSESSMENT

- All Shawnee Schools have exceeded standards required by The No Child Left Behind Act. Results and more information are available on the Shawnee Public Schools website: www.shawnee.k12.ok.us and the Oklahoma State Department of Education website: www.sde.ok.us 

405.273.0653

| 326 North Union

| www.shawnee.k12.ok.us





SHAWNEE PUBLIC SCHOOL SITES

- **Shawnee Early Childhood Center**
1831 Airport Road, Shawnee • 405.273.3388
Jesse Hernandez, Principal
- **Sequoyah Elementary School**
1401 East Independence, Shawnee • 405.273.1878
Dr. Jesse Field, Principal
- **Jefferson Elementary School**
800 North Louisa, Shawnee • 405.273.1846
Vickie Penson, Principal
- **Will Rogers Elementary School**
2600 North Union, Shawnee • 405.273.1519
Jackie Noble, Principal
- **Horace Mann Elementary School**
412 North Draper, Shawnee • 405.273.1806
Susan Field, Principal
- **Jim Thorpe Academy**
1111 North Kennedy, Shawnee • 405.273.0383
Debra Watson, Principal
- **Shawnee Middle School**
4300 North Union, Shawnee • 405.273.0403
Brent Houston, Principal
- **Shawnee High School**
1001 North Kennedy, Shawnee • 405.275.3084
Lee Hamilton, Principal

GROVE PUBLIC SCHOOL

PROFILE

- Grove Public School has been a leader in educating students in Pottawatomie County for over 115 years.
- Located on the outskirts of Shawnee, our community school sits on twelve acres at the intersection of Bryan Road and MacArthur Street
- Grove School provides rigorous full day educational programs for ten grade levels, Pre-kindergarten through eighth grade, while maintaining a small school, nurturing environment.
- The average student population ranges from 400-425, allowing a teacher student ratio of 1:18.
- With a staff of highly qualified and caring individuals, Grove provides a safe educational environment with high academic expectations for student success.

HIGHLIGHTS

- A model school for Great Expectations where students, teachers, parents, and community strive to encourage academic and personal excellence
- Rigorous curriculum and course offerings including Algebra I High School Credit, Horizons Gifted Program, Year-book Design and Publishing, Computer and Technology, Concert Band, Jazz Band and Science Labs
- Provides at the highest levels many extracurricular activities including Elementary Music, Band, Jazz Band, Art, Computer Club, National Junior Honor Society, Math Counts, Inventors Exposition, Science Fairs, Goddard Science Camp, National Geographic Geography Bee, National Spelling

Bee, Cheerleading, Academic Bowl Competitions, and Scholastic Meets

AWARDS/HONORS

- Academic Teams consistently receive recognition for achievement in local and state competitions .
- State Academic Bowl Champions 1999, 2002, 2006
- State Academic Bowl Finalists, non-championship years
- Pottawatomie County Scholastic Meet Champions over the past decade
- Reigning Four Star Academic Conference Champions
- ORES State Academic Runner-up 2007
- Dynamic Band Program from grades five through eight with approximately one hundred members
- Bands compete in several area contests receiving superior and outstanding ratings
- Bands perform several concert programs and special events for our community throughout the school year.
- The Wildcat Sports Programs are second to none. Whether on the court or on the field, one can be assured that Grove will compete and be successful at the highest level with trophies and awards too numerous to list.
- Consistently wins championships in the local PCGAA conference in baseball, basketball, volleyball, and track
- Compete in the ORES area and state levels of Girls and Boys Basketball

STUDENT ASSESSMENT/ ACHIEVEMENTS



"Preparing Tomorrow's Leaders Today, Since 1893"

- Grove students have regularly hit Benchmark on the Education Oversight Board / Office of Accountability School Report Card in all six areas of student performance (in order to meet Benchmark at least 70% of students must score Satisfactory and above in all subjects tested).
- Grades six and seven have met or exceeded Benchmark with at least 25% scoring Advanced and 70% scoring Satisfactory in all subjects
- 2008 - 2010, 87% of eighth grade students scored in the Advanced category with 100% scoring Satisfactory or above in Math
- 2009 - 2010, 100% of eighth grade students scored Satisfactory or above in Science
- 100% of Algebra I students pass the Algebra I End of Instruction Test for High School Credit
- Over the past five years, Grove School's API scores average 130 points above the state average.
- In 2005-2006 Grove School scored 1403 on the API (223 points above the state average).

405.275.7435 | 2800 North Bryan | www.edline.net/pages/Grove_ES



PLEASANT GROVE SCHOOL

PROFILE

- Pre-Kindergarten – Grade 8
- Two - full day Pre-kindergarten classes.
- The average class size is eighteen.
- Art, computer lab and physical education provided for all students.
- We have a nurse and counselor on-site.

HIGHLIGHTS

- Pleasant Grove, as a district, has been in existence for over 110 years.
- Great Expectations school for twelve years, access greatexpectations.com for more information.
- Fewer students provide for more individualized student attention.
- Strong in competitive academics and athletics
- Pleasant Grove has a rich history with a Native American background. In the past, we have had descendants of Jim Thorpe to attend, as well as descendants of former State Representative and well known artist, Kelly Haney.

AWARDS/HONORS

- Teacher of Year State Finalist and Rising Star Teacher of Year
- Participate in Academic Meets
- Presented with a flag flown in

Iraq from Military Personnel and received a citation from Representative Kris Steele for patriotism and recognition of Veterans.

- Received written recognition and telephone call from the White House for a student book made for the President.
- Division II ORES small school 7th-8th grade girls Basketball State Championship Winners for 2008 & 2009

STUDENT ASSESSMENT/ ACHIEVEMENTS

- Pleasant Grove School has increased test scores from 827 API in 2002 to 1351 API in 2008.
- Copies of recent test scores, API, and other information are available on the Oklahoma State Department of Education website: www.sde.ok.us.
- Pleasant Grove's ethnic population includes approximately fifty-eight percent Native American; thirty-seven percent White; four percent African American; one percent Hispanic.



405.275.6092 | 1927 East Walnut



NORTH ROCK CREEK SCHOOL

Profile

- Pre-Kindergarten – 8TH grade
- 560 students
- Student / Teacher ratio of 14.7 / 1

HIGHLIGHTS

- Classroom standards surpass Oklahoma averages: low student to teacher ratio (14.7/1), number of teachers with advanced degrees (44.2%), average years of experience (14.6), and minimal staff turnover.
- Full-day pre-kindergarten and kindergarten programs
- Numerous curriculum offerings: Algebra I for High School Credit, Art, Band/Music, Computer Literacy, Journalism, Spanish, & Yearbook
- Several extra-curricular offerings: Academic Team, Basketball, Cheerleading, Football, Honor Society, Softball, Track, and 4H
- A school committed to Great Expectations – a program designed to create harmony and excitement within the school atmosphere, elements that are basic for inspiring students to pursue academic excellence.

AWARDS / HONORS

- Outstanding Band Program – students consistently qualify for regional honor bands and win awards at band competitions.

- Consistently place in statewide Organization of Rural Elementary Schools' competitions: Boys Track (State Runner-Up 2006, 2008 & 2010; State Champion 2007); Boys Basketball (State Runner-Up 2007); Football (State Runner-Up 2006 & 2010; State Semi-Finalists 2007 & 2008).
- Academic Team consistently wins awards at local and state competitions.
- Strong Accelerated Reader Program – 92-96% of all students reach their Accelerated Reader goal every grading period.

STUDENT ASSESSMENT/ACHIEVEMENTS

- Over the past five years, Academic Performance Index Scores have averaged fifty-three points higher than the state average.
- During the past two school years, eighty-five percent of the students who took the Algebra I End-of-Instruction Exam scored satisfactory or above.
- During the 2007-2008 school year, eighty-nine percent of 3rd-8th graders passed the Oklahoma CORE Curriculum reading test, and eighty-four percent of 3rd-8th graders passed the Oklahoma CORE Curriculum math test.



405.275.3473 | 42400 Garrett's Lake Road | www.nrc.k12.ok.us



SOUTH ROCK CREEK SCHOOL

PROFILE

- CLASSES - Yearbook (7th-8th), Music (K-8th), Computers (K-8th), ALEKS
- SPORTS - Basketball (3rd-8th), Baseball (6th-8th), Football (6th-8th), Archery (4th-8th), Volleyball (7th-8th), Track (4th-8th), Softball (5th-8th)
- EDUCATIONAL SUPPORT — After school tutoring (5th-8th) and summer school (2nd-8th)
- ORGANIZATIONS — Student Council, Fellowship of Christian Athletes, Academic Team (6th-8th)
- ACCELERATED READER — Accelerated Reader (AR) with an outstanding rewards store, online parental support and a culminating Renaissance Fair

HISTORY/CULTURE

- Since 1902, South Rock Creek Schools has established a reputation as a school that has high expectations for its students and staff. The community is always very active in supporting the school. They hold education as a top priority and have never failed, in the history of the school, to pass a bond issue. South Rock Creek is currently a Pre-kindergarten through eighth grade school system. Students graduating from South Rock Creek schools attend various

high schools within the county. Because of the high academic standard set by principals, teachers and parents, SRC students have always done well in academic meets and have gone on to surrounding high schools and excelled. One year, SRC had valedictorians in Shawnee, Earlsboro and Tecumseh Schools.

- RCBC — SRC has a long standing tradition and cooperative spirit with ROCK CREEK BAPTIST CHURCH who provides support to staff and teachers, luncheons for staff and teachers, and co-hosts the annual Christmas play.
- SRC COMMUNITY CLUB — SRC Community Club is a collaborative organization of school personnel and community members with a strong parental support system. The SRC Community Club provides playground equipment, athletic equipment and classroom needs.
- ANNUAL THANKSGIVING DINNER — A tradition since before 1960 at SRC, the SRC Community Club organizes and hosts a community-wide Thanksgiving Dinner that serves an average of 2,500 people annually.
- 8th Grade Graduation



AWARDS/HONORS

- Academic Team State Championship (OJABA)
- Academic Team State Runner-Up (OJABA)
- National Board of Certified Teachers
- Low teacher and administrative turn-over rate resulting in stable education environment for children
- Oklahoma Baptist University Honor Choir

STUDENT ASSESSMENT/ACHIEVEMENTS

- SRC SCHOOL POPULATION 390 PreK-8 students with an average class size of twenty students
- 2007-2008 API - 1352; API weblink: <http://apps.sde.state.ok.us/apireports/ByDistrict.aspx>

405.273.6072

| 17800 Rock Creek Road

| www.src.k12.ok.us



LIBERTY ACADEMY

PROFILE

- Established in 1978
- Kindergarten-12th enrollment, 210
- Student to teacher ratio, 14:1
- College-orientated content in core courses
- Member of Association of Christian Schools International

substantially higher than the state average

- 7th/8th academic team 2nd in 2009 State OJABA tournament



HIGHLIGHTS

- Award-winning choir program
- Yearly alumni celebration
- Basketball, volleyball, soccer, Little Olympics, short track season
- Weekly chapels, often student-led

AWARDS/HONORS

- Approximately twenty-five percent of graduates receive college freshman scholarships
- State boys' basketball champions, 2008-09
- State girls' basketball champions, 2000 through 2009

STUDENT ASSESSMENT/ ACHIEVEMENTS

- Stanford Achievement Test administered yearly K-11th
- ACT letter of achievement indicating five years of scores

405.273.3022

711 East Federal

www.libertyshawnee.com



FAMILY OF FAITH COLLEGE

PROFILE

- Bachelor degree and Certificate level academic programs in Church Ministry, Education, and Business management.
- Through the ADVANCE adult degree-completion program, adults can complete their degrees through classes that meet one night each week.
- FFC also offers all of its programs and individual courses online!
- Federal financial aid available for those who qualify.

HIGHLIGHTS

- Focus on students fulfilling their destinies in the Kingdom of God.
- A variety of options for completing a degree, including traditional courses, one night per week classes, and online courses.
- Qualified faculty who care about your academic success.
- Affordable tuition.

AWARDS/HONORS

- Family of Faith College holds accredited status by the Commission on Accreditation of the Association for Biblical Higher Education, an institutional accrediting

body recognized by the U.S. Department of Education.

- The Oklahoma State Regents for Higher Education recognize this accreditation and approve the college to offer degrees in the state of Oklahoma.
- FFC is also licensed by the Department of Homeland Security to admit international students.

STUDENT ASSESSMENT/ACHIEVEMENTS

- FFC graduates are currently serving and establishing churches, Christian schools, and businesses in nine nations of the world including Switzerland, Germany, France, Malaysia, Japan, Lebanon, South Africa and Burundi, and have impacted many more nations in short-term missions.
- FFC graduates in the USA currently serve in over thirteen states in the US, from Florida to Alaska to New York to Texas.
- Twenty-nine percent of FFC graduates have completed or are enrolled in graduate studies in business, education, theology, divinity, ministry, counseling, human resource management, coaching, and English.



- Students are active in service opportunities on campus and in Meeker and Shawnee.

405.273.5331

30 Kinville

www.familyoffaithcollege.edu



GORDON COOPER TECHNOLOGY CENTER

PROFILE

- Career and Technology Education
- Main campus, I-40 and Highway 18, Aviation Maintenance campus, Shawnee Airport; and Satellite campus in Seminole.
- Full-time career training pathways for secondary and post-secondary students offered ranging from health, technology, trades, and maintenance career fields.
- Maintained a full-time equivalency of more than 1,300 for the 2008-09 school year.
- The average first year wage for Gordon Cooper graduates for 2007-08 was more than \$26,000.
- More than 14,000 individuals received GCTC business and industry services in a variety of areas during the 2008-09 school year.
- More than 14,500 enrollments recorded for 1,519 short-term evening classes offered during the 2008-09 school year.

HIGHLIGHTS

- Pre-Engineering Academy for area high school students.
- Aviation Maintenance campus training leads to FAA airframe and power plant certification.
- Practical Nursing program for

adults (daytime or evening class options).

- Provides meeting facilities for a variety of public and private entities serving more than 25,000 people each year.
- District formed in 1969 covering more than 1,700 square miles, serving twenty-seven partner schools plus private and home schooled students.

AWARDS AND HONORS

- Nine-time recipient of the state Gold Star School Award for innovation and excellence.
- National Magna Award recipient
- Student assessment/achievement
- Each year more than ninety percent of GCTC full-time student completers are placed in a job in their area of training, continue their education or enter the military.
- Eleven GCTC students won national skills competition awards in 2009.



405.273.7493

| 1 John C. Bruton Boulevard

| www.gctech.org





OKLAHOMA BAPTIST UNIVERSITY

PROFILE:

- Private liberal arts university
- Ten Bachelor's and Two Master's Degree Programs
- 1,777 students (2010-11)
- 84 areas of study
- 15-to-1 student/faculty ratio

HIGHLIGHTS

- Founded in 1910 in Shawnee
- 200-acre campus with thirty-four major buildings
- One of the best four-year graduation rates in Oklahoma
- Students from thirty-eight states and nineteen nations
- More than ninety-five percent of students receive financial aid

AWARDS/HONORS

- Oklahoma's top baccalaureate college in U.S. News & World Report rankings for seventeen straight years
- Named a Best in the West school by The Princeton Review past six years
- Oklahoma's top university in 2011 Forbes.com listing of "America's Best Colleges"

STUDENT ASSESSMENT/ ACHIEVEMENTS

- In the past four years, ninety-one percent of OBU's pre-med grads haven been accepted to medical school.

- OBU teacher education grads have a ninety-nine percent job placement rate in recent years.
- OBU nursing grads have a 100 percent job placement rate in recent years.
- Broadcasting students are consistently among top award winners in competition with state universities.
- Business students placed in the ninety-fifth percentile on recent Major Field Test exams.
- OBU won the 2010 NAIA Men's Basketball Championship and the 2010 NAIA Women's Indoor Track and Field Championship.



405.275.2850

500 West University

www.okbu.edu





ST. GREGORY'S UNIVERSITY

PROFILE

- Four-year, private, liberal arts university
- Approximately 800 students
- 9:1 student-to-faculty ratio
- More than thirty majors within five degree fields
- Roman Catholic, Benedictine tradition

HIGHLIGHTS

- Oklahoma's oldest institution of higher learning; founded in 1875 by Benedictine monks.
- Student-centered curriculum includes smart-sized classes and one-to-one learning.
- Traditional program provides a solid foundation in the liberal arts through a common core curriculum, the heart of which is the four-semester "Tradition and Conversation" program, which offers students the opportunity to engage some of the greatest minds and discuss some of most influential texts of the Western and Catholic intellectual traditions.
- Adult programs for non-traditional students, which operate in three cities – Oklahoma City, Shawnee and Tulsa – and offers degrees on the associate's, bachelor's and master's levels.
- More than ninety percent of SGU's students receive some

form of financial aid, helping the school to become one of the most affordable private institutions in the region.

AWARDS/HONORS

- Recently recognized by the Cardinal Newman Society as being among the top ten percent of Catholic colleges in the U.S., and has been featured in such publications as Our Sunday Visitor, the National Catholic Register and the Catholic World Report.

STUDENT ASSESSMENT/ACHIEVEMENTS


- Incoming students have an average ACT score of 21 and grade-point average of 3.4.
- Diverse student population with ethnic minorities representing thirty-seven percent and international students representing fifteen percent. The SGU student body represents fifteen states and eighteen countries.



405.878.5100

1900 West MacArthur

www.stgregorys.edu





SEMINOLE STATE COLLEGE

PROFILE

- Two-year public college
- Number of Students: 2,400 a semester
- Student/Teacher Ratio: 22 students to 1 teacher
- Program Summary: Seminole State College students can receive associate degrees in sixteen major fields of study:
 - art
 - behavioral science
 - business
 - child development
 - criminal justice
 - computer science
 - elementary education
 - general studies
 - health occupations
 - physical education and recreation
 - language arts
 - life science
 - mathematics
 - physical science
 - pre-engineering
 - social studies

HIGHLIGHTS

- Small class size
- On-Campus Living
- Cost-Efficient
- Outstanding Faculty
- Growing and expanding campus

AWARDS/HONORS

- Seminole State College is a

two-year public college fully accredited by:

- The Higher Learning Commission of the North Central Association of Colleges and Schools
- The Oklahoma State Regents for Higher Education
- National Accrediting Agency for Clinical Laboratory Sciences
- The National League for Nursing
- The Oklahoma Board of Nursing

STUDENT ACHIEVEMENT

- Ninety-three percent pass rate for SSC nursing graduates on the Oklahoma Board of Nursing Exam.
- Campus organizations: Departmental and professional organizations, honor societies, student government, and a college band
- Diverse student population
- One year accelerated program offered
- Flexible class times offered: Daytime, evening, and weekends to cater to our non-traditional students



405.382.9950 | 2701 Boren Blvd., Seminole | www.sscok.edu



A GREAT PLACE TO GROW UP

The city of Shawnee's dedication to education is seen throughout the city. With two impressive, private, liberal arts universities, a technology center and an early childhood center, education in Shawnee is top of the line.

Don't let the small town feel of the community deceive you. Not only are our educational institutions impressive, there are many hands-on venues for learning and growing. Our new YMCA facility features an indoor aquatics park, fitness center, boot camp, spin extreme, yoga, pilates, and kickboxing. Other classes include swim lessons for infants to adults and both youth and adult masters swim teams.

Kidspace Park is a one-of-a-kind creation built by community volunteers and designed to resemble the Santa Fe Depot.

The city of Shawnee later added the adjacent skate park. Jasmine Moran Children's Museum is a most unique place providing hours of interactive play. Each Fall thousands visit the Shawnee Maze & Pumpkin Patch to solve the life size maze covering five acres, harvest pumpkins fresh from the vine and enjoy the campfire, farm friends, games and hayrides.

Widely known as the home of Egyptian mummies and ceremonial objects, the Mabee-Gerrer Museum is one of the oldest museums in Oklahoma. It was founded by a Benedictine monk of considerable artistic talent who traveled throughout the world collecting objects of artistic and ethnological value. The Potawatomi Cultural Heritage Center offers a unique look on one of Shawnee's many diverse cultures.

Shawnee Little Theatre, St. Gregory's University Sarkey's Theatre, and Oklahoma Baptist University's Craig-Dorland Theatre provide excellent venues for family entertainment. Shawnee is home of the International Finals Youth Rodeo, the Red Dirt Book Festival, the Southern Winds Film Festival and thirty parks and recreation areas with plans for a Regional Sports Complex.

And, of course, our Library is the center for family fun and learning. Topics such as: teaching your child how to save, creating art with computer parts, researching online and Family Game Night on the Wii, PS2 or old fashioned board games are just a few of those offered.

Shawnee is a great place to grow up!



SHAWNEE ECONOMIC DEVELOPMENT FOUNDATION

KNOWN BY THE COMPANIES WE KEEP

A-1 Rooter Service * A-1 Staffing * AAR Automotive Service * Aaron's Rent to Own * Absentee Shawnee Tribe * Abuelita Rosa's Mexican Restaurant * Abuelita's Mexican Restaurant * Acme Glass Co. * ADS Radiator Shop * Advance Loan Inc. * Advanced Auto Parts * Advanced Professional Testing Services * Aeropostale * Affordable Precast * AirFlite, Inc. * Airgas * Aldridge Barber Shop * AL-KO Kober * All American Flooring * Allegiance Communications * Allstate Insurance * Alltel * AM PM Clinic * America's Mattress * American Air Conditioning and Heating Inc. * American Eagle Plumbing * American General Financial Services * American Loans * American Muscle Motor Company LLC * **YOUR COMPANY HERE** * Angelic Family Hospice * Angle-Momma's * Antique Mall * AOK Railroad * Arby's * Arvest Bank * Astro Alarms LLC * AT&T * Attitudes Salon * Atwood's * Auto Zone * AutoMax Chrysler Jeep * B & B Builders * B & M Firearms * BDC Gunroom * Ball Pipe & Supply * BancFirst * Baptist's Athletic Supply * Barber College * Barrett Drilling Company * Batchelor's Hallmark & Wedding Shop * Bath & Body Works * Beauty Co. * Bedlam Wine & Spirits Liquor Store * Belshe Trailer Manufacturing Co. * Benedict Street Marketplace * Benton Tax Service * Benton's Café * Best Buy Eyeglasses * Best Friends Animal Hospital * Better Built Portable Buildings * Bibliotech Comics * Bicycle Shoppe * Big Lots * Billy Boy Bar-B-Que * Bo-Peep Child Care * Boaties * Body Expressions Tan & Tone * Body Magic Styles & Spa * Book Barns of Oklahoma * Boomerang Diner * Bottoms Up Liquor * Bowlan Carpets * Bradford Industrial Supply Corp. * **YOUR COMPANY HERE** * Braum's * Briggs & Stratton Service Center * Broadway Dance Expressions * Broadway Liquor * Brooks Construction * Brown Builders * Brown & Sons Wrecker Service * Brown Derby Drive-in * Brown Furniture Co. * Bryant Builders * Buddy's Rentals * **YOUR COMPANY HERE** * Budget Inn * Budget Truck Rental * Buford White's Ace Hardware * Buick * Building Blocks Child Development Center * Bunk's Gas Station * Burger King * Bustlin Out Boutique * Busy B's Donuts * C & W Mufflers * C-3 Auto Electric & Garage * Cadillac * Canadian Valley Electric Co-Op * Canard Mino Tattoo * Candyopolis * Carls Jr. * CarMart * Carmike Theatres * Casadores Mexican Restaurant * Cato * CD Warehouse * Central Disposal * Check Into Cash * Chevrolet * Chicago Street Deli * Child's * China King Buffet & Grill * Chisholm Trailers * Christopher & Banks * Cinderella's Closet * Circle D Pawn Shop * Circle K * CITI Financial * Citizen Potawatomi Nation * City Of Shawnee * Claire's * Classique Hair Designs * Coffman Interior Design * Coiffures by Dennis * Collision Works * Colonial Finance * Communication Services * Computer Masters * Coney Island * Conoco * Continental Credit * Cooper's Pawn Shop * Courtesy Loans, Inc. * Covington Credit * Cowen Construction * CPA Technology Advisor * Cracker Barrel * Crain's Muscle World Limited * Cricket Wireless * **YOUR COMPANY HERE** * Crystal Clear Pools & Spas * Crystal Works * Cubby's Closet's Self Storage * Custom Situations * CVS Pharmacy * D & L Tire & Automotive Service * D & R Body Shop * Dan Marker Counseling Center * Dave Griner Brake & Front End Service * David's Automotive * DeVita Dialysis * Daylight Donuts * Dazzle Hair Salon * DC Cake Appeal * Dead Ringer Tattoo & Piercing * Decorette * Dejah Quinn Photography * Del Plaza Barber * Delta Café * DEMCO Printing * Denny's * Designs Flowers & Gifts * Dillard's * Dippin' Dots * Direct Cars * Dogwood Veterinary Clinic * Dolores Concrete * Dollar General * Dollar Tree * Domino's * Don Miguel's Mexican Restaurant * Dor's Copiers * Don's Plants * Dragon Kim's Martial Arts * Drug Warehouse * E & J Auto Center * E-Z Ship & Copy * Eaton Corporation * Elements Salon * Elks BPOE Golf Shop * Eli's Jewelry * Enterprise Rent-a-car * Eric's Pharmacy * Express Loan, Inc. * Express Professional Services * Expressions Home Accessories * Extreme Inflatable's * ExxonMobil Corporation * EZ Pawn * Facets Fine Jewelers * Factory Direct * Faith Bookkeeping and Tax Service * Family Dollar * **YOUR COMPANY HERE** * Family Video * Farm Bureau Insurance * Farmer's Insurance * Fast Care Medical Clinic * Fastenal * Finley & Cook CPA * Finley Cleaners * Fire Brigade Manufacturing Co. * Firelake Discount Foods * First Advantage Bail Bonds * First American Cash Advance * First American Title & Trust Co. * First Steps Early Learning Center * First United Bank * Fitness Xpress 24 * Foot Locker * Ford * Four Paws Pet Salon * Fratelli's Italian Restaurant * Fred's Tire & Battery * Game Stop * Garfield's * Gateway Pipeline * Gateway to Prevention & Recovery * General Plastics * George's Tires * Georg Fischer * Central Plastics * Gibson, Reynolds & Blakemore PC * Glo Press * GMC * GNC * GO Computers * Golden Corral * Golden Key Century 21 Realty * Gordon Cooper Aviation Center * Gordon's Jewelers * Granny's Fried Chicken * Graves Floral * Great Plains Graphics * Green's Corner * Greg Rogers Electrical Services * Grissom Implement * Groomingdale's * Growth Lines * GT Engineering * H & H Radiator * Hamburger King * Hancock's Fabrics * Hardesty Grocery * Harrison Discount Pharmacy * Harrison Self Storage * Hartoon Jewelers * Haskell Lemon Construction Co. * HBH Mortgage Group * Heahback of Shawnee * **YOUR COMPANY HERE** * Healthcare Solutions * Heartland Hypnosis * Heavenly Grind * Hertz Rent-a-Car * Hibbett Sports * Hibdon Tire * High Noon Tanning, LLC * Highland Food Mart * Highland Laundry * HMT Machine * Hollywood Theatres * Home Medical Equipment * Homeland * Homes by Clayton Eads * Hometown Tax Prep & Accounting * Hot Rod's Sports Bar & Grill * Hot Topic * House of Flowers, Inc. * House of Health * H&R Block * Hunzicker Brothers * I-COM Battery Supply * IBC Bank * IHOP * INDACO Metals * In Vogue Consignment Shop * Independence Tobacco Shop * Iron Tough Vinyl Fence * J's Hallmark * J's Muffler Shop & More * Jackson-Hewitt * James Supplies and Rental Co. * Jamie's Snowblows * Jay's Steakhouse * JCPenney's * Jerry Matthews Rental Properties * Jerry's Paint Repair & Auto Sales * John H. Patterson, Architect * John's Auto Body & Wheel Aligning * John's Shop & Boot Repair * Journeys * Joy's Hair Fashions-N-Boutique * K & B Portable Buildings, LLC * Kabola * Keen Starters & Alternators * Ker's Paint & Body * KFC * Kickapoo Tribe * Kickapoo Market * Kids R Us Childcare Facility * Kim's Place * IRC Real Country 105.9 * **YOUR COMPANY HERE** * Kizzia Heat & Air * Kruckles Pub * Kwik Kar Lube & Tune * L & L Customer Interiors * Lady Diane's Boutique * Lamar Industries, Inc. * Landes Engineering LLC & Associates * Langley Management Co., Inc. * Larry's Transmission & Auto Repair * Lasting Impressions * Lewis Hembree Production Co. * Liberty Income Tax Service * Linda's Hair Designs * Line X of Shawnee * Little Caesar's * Lobo's Car Wash & Detail * Locke's Supply * Long John Silver's * Lonnie's Paint & Body Shop * Love's Gas * Love's Nails * Loving Care In-Home Health Services * Lowe's * Lucky Charm Pawn Shop * LVI Environmental Services, Inc. * M & M Plumbing Co. * MacArthur 66 Service * MacArthur Self Storage * Main Street Fruit Market * Manpower * Maple Garden Restaurant * Marique Furniture Co. * MasterCuts * Maurice's * May's Home Health * Mayne's Miss & Mrs. * Mazzio's * MC Hair & Beauty * Care * McAlester's * McDonald's * McLeod's Self Storage * McSpadden Bookbindery * Medi-Serv * Memories N Glass Studio * Merle Norman Cosmetics * Mid-First Bank * Midwest Consolidated Plastics * Midwest Stone Specialists, Inc. * Midwestern Loans * Mita Machine * Mind and Body Fitness, LLC * **YOUR COMPANY HERE** * M's. Fields Cookies * Murphy's USA * Music Unlimited * Nail Spa * Neal's Furnishings * Newton Wall Company * Nick's Nest * Norman Supply Co. * Norwesco * O'Reilly's * Ocean Dental * Oilfield Equipment & Manufacturing, Inc. * Oklahoma Baptist University * OK Cash Loans * OK Classics * Oklahoma Gas & Electric * Oklahoma Industrial Construction Inc. * Oklahoma Motorsports * Oklahoma Natural Gas * Old Castle Glass * Old Navy * ONE Night Club * One Stop Custom Detail Shop * Overhaul'n' Beauty Shop * Oxygen of Oklahoma * P K & Friends * PacSun * Payless Shoe Source * Phillips 66 * Phoenix Asian Diner * Pinediff Printers * Pioneer Equipment & Rental Supply * Pizza Hut * Pond Pro Shop * Poodle Shop Pet Grooming * Popeye's * Pottawatomie County Government * Pott. Co. Leather & Bike Accessories * Pott. Co. Liars Club * Pott. Co. Office Supply * Pottawatomie County Farmer's Market * Pottawatomie County Telephone * Precision Physical Therapy * **YOUR COMPANY HERE** * Prestige Manufactured Homes * Pro Care Hearing Aid Center * Prosthetic Designs of Oklahoma * Prudential Carolyn Harris Realty * Quality Communications * Quality Home Medical Equipment * Quality Lube & Auto * R & R Full Service Car Wash * Radio Shack * Rainbow Inn of Oklahoma * Randy's Automotive & Alignment * Rave Sound & Security * Razzel Dazzel Studio * Red Ball Liquor * Red Lobster * Red Rock Behavioral Health Services * Regis Hairstylists * Rent-A-Center * Rentzel Pump Manufacturing * Richard's Drug * Robb's Smokehouse * Rock Island Key & Lock Shop * Ross - Dress for Less * Roundhouse Manufacturing * Roy Reestyle * Rue 21 * S & S Auto & Pick-up Salvage * S & S Farm Center * S & S Sportware * Sac & Fox Tribe * Sally's Beauty Supply * Santa Fe Cattle Company * Sav-A-Lot * Sbarro * SCL Photography * Scott's Stop & Shop * Scotty's Dirt Bikes * Scrubbies Uniforms * Sears * Security Finance * Sehom Yamaha * Sense of Charm * Shamrock * Shang-ri-la Pools & Spas, Inc. * Shawnee Animal Hospital * Shawnee Beauty College * Shawnee Bowl * **YOUR COMPANY HERE** * Shawnee Car Paints * Shawnee Cleaners & Laundry * Shawnee CTV * Shawnee Fabricators * Shawnee Feed Center * Shawnee Floral & Gifts * Shawnee Foot & Ankle Clinic * Shawnee Glass Company * Shawnee Golf Center, LLC * Shawnee Honda Motorsports * Shawnee Iron Company * Shawnee Learning Center Day Care * Shawnee Lighting Systems * Shawnee Medical Center Clinic * Shawnee Memorials Inc. * Shawnee Milling Co. * Shawnee Muffler Shop Inc. * Shawnee News-Star * Shawnee North Tag Agency * Shawnee Office Systems * Shawnee Party Supplies * Shawnee Physical Therapy * **YOUR COMPANY HERE** * Shawnee Pittstop * Shawnee Public Schools * Shawnee Sawmill * Shawnee Scooters & More * Shawnee Self Storage * Shawnee Steel * Shawnee Tax & Accounting Services * Shawnee Travel Shop * Shawnee Trophy Co. * Shell * Shelter Insurance * Shepherd's Men's Wear * Sherwin Williams * Signs & Wonders * Signs USA * Silverleaf Furniture * SimpiYou Day Spa * Sinclair * Sonic * Sooner Marble * Sooner Street Driving School * South Central Industries Inc. * SPS Footwear * Stage * Staples * Star Security Storage * Starbucks * State Beauty Supply * State Farm * Steve's Body Shop * St. Gregory's University * Stink-Free Pet Products Manufacturing * Subway * Sue's Sewing Shoppe * Suitable for Framing * Sun Loans * Sun Masters LLC * Sunbelt Credit * Sunbelt Heating & Air Conditioning * Sunny Side Up Restaurant * Sunrise Chinese Restaurant * Super Cuts * Super K Mart * Super Wal-Mart * Swan Plastics * T S & H Embroidery, Advertising Specialties & Screen Printing * T-Mobile * Tabe's Archery & Pro Shop * Taco Bell * Taco Bueno * Taco Mayo * Taco Tico * Tangles Salon * Tanquility Tanning & Gifts * TDK Ferrites * Technology Development Group, Inc. * Tech Rescue * Tener's Western Wear * **YOUR COMPANY HERE** * The Beauty Box * The Buckle * The Computer Hospital, Inc. * The Cottage Hair Salon * The Cut-N-Up Hair Salon * The Gardens of Complete Landscape * The Grinning Dog Bath House * The Kneaded Body * The Martial Arts Center * The Medicine Shoppe * The Sandwich Shop * The Tobacco Shack * Tim's Automotive Service * Tinker Federal Credit Union * Titan Truck Sales * Tom Flora Photography * Tower Loans * Tractor Supply * Trailer Depot * Trailer Supply Center * Treat Metal Stamping * Tri-Can * Tropical Sno * Twice the Ice * U-Haul * Uncommon Threads * United Optical * Unity Health Center * Unity Health Center Gift Shop * Uptown Styling Salon * US Cellular * USA Snowcones * Van Eaton Redi-Mix * Van's Pig Stand * Vanity * Vincent's Carpet * Virginia's Home Furnishings * Vision Bank * **YOUR COMPANY HERE** * Vision Source * Wal-Green's * Waldenbooks * Wall's Carpet Warehouse * Wal-Mart * Watkins Heating & Air Conditioning * We Might Have It Lumber * Webbs Auto Glass * Weight Watchers * Wendy's * Westchester Development Co. * Whataburger * Whispers Boutique * William's Transmission * Wilson Brothers Carpet & Tile * Wintco, Inc. * Wolverine Tube * Wonder Bread * Wood Group Pressures Control * Worco, Inc. * World Acceptance Corp. * Ye Olde Owl Shoppe * Yort Alternator * Zales Jewelers

For more information about business resources or relocating your company, contact SEDF Staff.

info@sedf.biz - 405.273.7490

131 N. Bell, Suite 208

Shawnee, OK 74801

2011 DIRECTORY OF MANUFACTURERS

POTTAWATOMIE COUNTY

SHAWNEE, OKLAHOMA

Revised: 3-1-2011

AFFORDABLE PRE-CAST

437 S. Lincoln
Shawnee, OK 74801
Phone: 405.273.7610
Fax: 405.964.6420
E-Mail: affpre@yahoo.com
Website: www.affordableprecast.com
Contact 1: Max Knowlton
Product: Pre-cast concrete products
Parent Company: N/A
Year Established:
NAICS Code: 327390
Import?: NO
Export?: NO
Number of Employees: 10+/-

AL-KO KOBER (GERMAN OWNED)

301 N. Kennedy
Shawnee, OK 74801
Phone: 405.273.9315
Fax: 405.273.1054
E-Mail: rickcarpenter@al-kousa.com
Website: www.al-kousa.com
Contact 1: Rick Carpenter, Plant Manager
Product: Assembly of Trailer Axles
Parent Company: Al-Ko Kober Corporation
Year Established:
NAICS Code: 336212
Import?: YES
Export?: NO
Number of Employees: 65 +/-

AZTEC CO. INC.

Address: 44701 Tooley Rd.
Asher, OK. 74826
Phone: 405.784.2475
Fax: 405.784.2460
E-Mail: rick@azteckrock.com
connie@azteckrock.com
Website: www.okazteckrock.com
Contact 1: Rick Hill
Contact 2: Byron Hill
Contact 3: Willie Mocabee--Sales
Product: Sand and Gravel
Parent Company: N/A
Year Established: 1991
NAICS Code: 212311
Import?: No
Export?: No
Number of Employees: 7

BALL PIPE AND SUPPLY

701 Hardesty
Shawnee, OK 74801
Phone: 405.275.5006
Fax: 405.275.5009
E-Mail: bstaggs@yaffeco.net
Website: www.yaffeco.net
Contact 1: Bill Staggs
Product: Metal Recycling
Parent Company: Yaffe Co. Inc.
Year Established: 1907
NAICS Code: 423510
Import?: NO
Export?: NO
Number of Employees: 20

BELSHE TRAILER MANUFACTURING CO.

40852 Bob Crouch Dr.
Shawnee, OK 74873
Phone: 405.273.1690
Fax: 405.273.2399
E-Mail: lesmc@belshetrailers.com
Website: www.belshetrailers.com
Contact 1: Les McLaughlin, Sales
Product: Heavy Duty Equipment Trailers
Parent Company:
Year Established:
NAICS Code: 336214
Import?: NO
Export?: NO
Number of Employees: 60

CPN REDI-MIX PLANT

Address: 41711 B. Hardesty Road
Shawnee, OK 74801
Phone: 405.273.7807
Fax: 405.273.1466
E-Mail: Benjamin.rector@potawatomie.org
Website: N/A
Contact 1: Benjamin Rector
Product: On site delivery, barricades, parking bumpers, wash out fills, custom design batches
Parent Company: Citizen Potawatomie Nation
Year Established: 2003
NAICS Code: 327320
Import?: No
Export?: No
Number of Employees: 10

CRYSTAL WORKS

41001 Wolverine Rd.
Shawnee, OK 74801
Phone: 405.273-1257
Fax: 405.273.4697
E-Mail: xpalworks@aol.com
Website: N/A
Contact 1: Allan Kinsey
Product: Transmitter and Sensor Crystals
Parent Company: Conner Winfield Corp.
Year Established: 1963
NAICS Code: 334419
Import?: NO
Export?: Through Corporate Office
Number of Employees: 50 +/-

DEMCO PRINTING

226 N. Broadway
Shawnee, OK 74801
Phone: 405.273.8888
Fax: 405.275.6473
E-Mail: demcoprinting@gmail.com
Website: N/A
Owner: Ron Henderson, CEO
Product: Printing
Parent Company: N/A
Year Established:
NAICS Code: 323110
Import?: NO
Export?: NO
Number of Employees: 10

DICKSON INDUSTRIES

PO Box 684
Tecumseh, OK 74873
Phone: 405.598.6547
Fax: 405.598.6549
E-Mail: dicksonparts@aol.com
Website:
www.roadproonline.com/dicksonindustrieshome.htm
l
Contact 1: Wayne Dickson
Contact 2: Teri Dickson
Product: Self propelled roadway grinders, polishers, cutters, shot blasters, tilt trailers, and specialized tools and machinery.
Parent Company: N/A
Year Established: 1981
NAICS Code: 33120
Import?: NO
Export?: YES
Number of Employees: 20

DIRECT COLORS

430 E. 10th St.
Shawnee, OK 74801
Phone: 405.275.6657
Fax: 405.275.2815
E-Mail: info@directcolors.com
Website: www.directcolors.com
Contact 1: Shawna Turner, General Manager
Product: Dyes/Pigments used in Concrete Dying
Parent Company: N/A
Year Established: 2001
NAICS Code: 327320
Import?: NO
Export?: NO
Number of Employees: 5 +/-

DOLESE CONCRETE

703 E. 45th St.
Shawnee, OK 74804
Phone: 405.275.3178
Fax: 405.275.9839
E-Mail: concretesales-oklahoma@dolese.com
Website: www.dolese.com
Contact 1: Billy Sehorn (405) 630-7713
Product: Concrete Redi-Mix
Parent Company:
Year Established:
NAICS Code: 327320
Import?: NO
Export?: NO
Number of Employees: 3

EATON CORPORATION

8701 N. Harrison
Shawnee, OK 74804
Phone: 405.275.5500
Fax: 405.878.4370
E-Mail: JonZStroud@eaton.com
Website: www.eaton.com
Contact 1: Jon Stroud, Plant Manager
Contact 2: Jason Duncan, HR
Contact 3: Leda Glen
Product: Hydraulic Motors
Parent Company:
Year Established: 1911
NAICS Code: 333996
Import?: YES
Export?: YES
Number of Employees: 230 +/-

EXXON MOBIL

4151 Wolverine Rd.
Shawnee, OK 74804
Phone: 405.275.6850
Fax: 405.878.8393
E-Mail: lisa.m.lackey@exxonmobil.com
Website: www.exxonmobil.com
Contact 1: Jason Hammer, Plant Manager
Contact 2: Lisa Lackey, HR
Contact 3: Daria Hoster, Quality Engineer
Product: Thin Film Plastic
Parent Company:
Year Established:
NAICS Code: 326113
Import?: YES
Export?: YES
Number of Employees: 450 +/-

GENERAL PLASTICS

3500 N. Harrison
Shawnee, OK 74804
Phone: 405.275.3171
Fax: 405.275.8114
E-Mail: sales@general-plastics.com
Website: www.general-plastics.com
Contact 1: Tyler Inda
Contact 2: Valerie Peltier
Product: High-Impact Plastic Fittings
Parent Company:
Year Established:
NAICS Code: 326122
Import?: NO
Export?: NO
Number of Employees: 10 +/-

GEORG FISCHER + CENTRAL PLASTICS

(SWISS OWNED)
39604 Independence
Shawnee, OK 74801
Phone: 405.878.3872
Fax: 800.733.5993
E-Mail: jim.jolie@georgfischer.com (Sales)
Website: www.centralplastics.com
President: Rocky Wade, President
Contact 2: Roger Cox, HR
Product: Polyethylene Fittings & Connections
Parent Company: Georg Fischer
Year Established: 1955
NAICS Code: 326122
Import?: YES
Export?: YES
Number of Employees: 400 +/-

GLOBAL PRODUCTION SOLUTIONS

Address: 35431 Hardesty Rd.
Shawnee, OK 74801
Phone: 405.273.9292
Fax: 405.214-0592
E-Mail: bnewell@esspump.com
Website: www.globalproductionsolutions.com
Contact 1: Bryan Newell, VP
Contact 2: Derek Newell, VP
Contact 3: Greg Patton, HR
Product: Submersible pumps, motors, electronic controls, integration, monitoring and testing.
Parent Company: Eddie's Submersible Pumps & Solid State Controls
Year Established: 1986
NAICS Code: 333911
Import?: Yes
Export?: Yes
Number of Employees: 40/50

GLO PRESS

412 W. Independence
Shawnee, OK 74801
Phone: 405.275.4252
Fax: 405.275.4255
E-Mail: glopress@sbcglobal.net
Website: N/A
Contact 1: Ron Smith
Product: Printing
Parent Company: N/A
Year Established: 1977
NAICS Code: 323110
Import?: NO
Export?: NO
Number of Employees: 3

GT ENGINEERING

7 American Way
Shawnee, OK 74804
Phone: 405.395.0500
Fax: 405.395.0505
E-Mail: info@gtengineering.com
Website: www.gtengineering.com
Contact 1: Tom Gault, CEO
Product: Drill Bits for Mining
Parent Company: N/A
Year Established: 1946
NAICS Code: 333132
Import?: NO
Export?: YES
Number of Employees: 20 +/-

HASKELL LEMON CONSTRUCTION

1903 W. Independence
Shawnee, OK 74801
Phone: 405.273.7575
Fax: 405.947.6068
E-Mail: jburr@haskelllemon.com (Main Office)
Website: www.haskelllemon.com
Contact 1: Jeff Gray
Product: Asphalt/Paving Contractor
Parent Company: Haskell Lemon Construction
Year Established: 1950's
NAICS Code: 237310 / 324121
Import?: No
Export?: No
Number of Employees: TBD

HMT MACHINE

14104 W. Independence
Shawnee, OK 74801
Phone: 405.273.7808
Fax: 405.273.7835
E-Mail: hmtmachining@aol.com
Website: N/A
Contact 1: Rhonda Gardner
Product: Machining/Metalwork Fabrication
Parent Company:
Year Established:
NAICS Code: 332710
Import?: NO
Export?: NO
Number of Employees: 5 +/-

INDACO METALS

3 American Way
Shawnee, OK 74801
Phone: 405.273.9200
Fax: 405.273.9206
E-Mail: sales@indacometals.com
Website: www.indacometals.com
Contact 1: Josh Inda, CEO
Contact 2: Joe Inda, COO
Product: Pre-engineered Metal Building Components
Parent Company: N/A
Year Established: 1995
NAICS Code: 332311
Import?: NO
Export?: NO
Number of Employees: 50 +/-

102 IRON WORKS

17501 Highway 102
Shawnee, OK 74801
Phone: 405.878.8704
Fax: 405.878.8734
E-Mail: N/A
Website: www.102ironworks.com
Contact 1: Robert Pearson
Contact 2: Janie Pearson
Product: Trailers
Parent Company: N/A
Year Established: 1997 (Retail Sales) 2005 (Manufacturing)
NAICS Code: 336212
Import: No
Export: No
Number of Employees: 10-15

MIDWEST STONE SPECIALISTS

37605 45th St.
Shawnee, OK 74804
Phone: 405.275.3770
Fax: 405.275.3770
E-Mail: midweststone@allegiance.tv
Website: www.midweststone.com
Contact 1: Shirley Madden, CEO
Product: Pre-Cast Stone Products
Parent Company: N/A
Year Established: 1978
NAICS Code: 327390
Import?: No
Export?: No
Number of Employees: 10

MILLS MACHINE

201 N. Oklahoma
Shawnee, OK 74801
Phone: 405.273.4900
Fax: 405.273.4956
E-Mail: chuck@millsmachine.com
Website: www.millsmachine.com
Owner: Chuck Mills, CEO & President
Contact 2: John Harris, Sales
Product: Drill Bits & Down Hole Drilling Tools
Parent Company: N/A
Year Established: 1908
NAICS Code: 333132
Import?: NO
Export?: YES
Number of Employees: 20 +/-

NORWESCO

201 S. Kennedy
Shawnee, OK 74801
Phone: 405.275.2034
Fax: 405.275.2093
E-Mail: coy.carpenter@norwesco.com
Website: www.norwesco.com
Contact 1: Coy Carpenter, Plant Manager
Product: Polyethylene storage tanks
Parent Company: Olympus Partners
Year Established: 1973
NAICS Code: 326199
Import?: NO
Export?: NO
Number of Employees: 12 +/-

OLD CASTLE BUILDING ENVELOPE

(IRISH OWNED)
10000 N. Harrison
Shawnee, OK 74804
Phone: 405.275.5510
Fax: 405.275.5510
E-Mail: dclark@oldcastleglass.com
Website: www.oldcastleglass.com
Contact 1: Don Clark, Plant Manager
Product: Storefront & Insulated Glass Units
Parent Company: CRH PLC
Year Established:
NAICS Code: 327211
Import?: NO
Export?: NO
Number of Employees: 70 +/-

PINECLIFFE PRINTERS

1815 N. Harrison
Shawnee, OK 74804
Phone: 405.275.7351
Fax: 405.275.4977
E-Mail: pcprinters@sbcglobal.net
Website: N/A
Owner: Everett Maylen
Product: Printing
Parent Company: N/A
Year Established:
NAICS Code: 323110
Import?: NO
Export?: NO
Number of Employees: 5 +/-

RENTZEL PUMP MANUFACTURING

42405 Westech Rd.
Shawnee, OK 74804
Phone: 405.273.7400
Fax: 405.360.7832
E-Mail: pumpsys@flash.net
Website: www.rentzelpump.com
Contact 1: Randall Rentzel, CEO
Contact 2: Rick Rentzel, Vice President
Product: Vertical, Horizontal & Submersible Pumps
Parent Company: N/A
Year Established: 2003
NAICS Code: 333911
Import?: NO
Export?: NO
Number of Employees: 5 +/-

ROUNDHOUSE MANUFACTURING

1 American Way
Shawnee, OK 74804
Phone: 405.273.0510
Fax: 405.273.0511
E-Mail: info@round-house.com
Website: www.round-house.com
Owner: Jim Antosh, CEO
Product: Overalls & Clothing
Parent Company: N/A
Year Established: 1903
NAICS Code: 424320
Import?: NO
Export?: YES
Number of Employees: 50

SHAWNEE FABRICATORS

5 American Way
Shawnee, OK 74804
Phone: 405.275.8264
Fax: 405.275.8440
E-Mail: wshaddox@shawneefabricators.com
Website: www.shawneefabricators.com
Contact 1: Warren Shaddox, CEO
Contact 2: Dana Bays, Sales
Product: Structural Steel Fabrications
Parent Company: N/A
Year Established: 1992
NAICS Code: 332312
Import?: NO
Export?: NO
Number of Employees: 23 +/-

SHAWNEE IRON COMPANY

5829 N. Harrison
Shawnee, OK 74804
Phone: 405.273.1855
Fax: 405.275.1855
E-Mail: canaan@shawneeiron.com
Website: www.shawneeiron.com
Owner: Canaan Gardner
Product: Structural Steel / Decorative Steel Fabrications
Parent Company: TBD
Year Established: TBD
NAICS Code: 332312/231918
Import?: No
Export?: No
Number of Employees: TBD

SHAWNEE LIGHTING SYSTEMS

36609 45th St.
Shawnee, OK 74801
Phone: 405.275.7275
Fax: 405.214.2151
E-Mail: bill.odell@shawneelighting.com
Website: www.shawneelighting.com
Contact 1: Billy O'Dell
Product: Sports & Mobile Lighting Systems
Parent Company: N/A
Year Established: 1986
NAICS Code: 238210/335129
Import?: NO
Export?: NO
Number of Employees: 8 +/-

SHAWNEE MILLING CO.

201 S. Broadway
Shawnee, OK 74801
Phone: 405.273.7000
Fax: 405.273.7333
E-Mail: bford@shawneemilling.com
jford@shawneemilling.com
Website: www.shawneemilling.com
Owner: Bill Ford, CEO
Contact 2: Joe Ford, VP
Contact 3: Sam Garlow, VP
Product: Retail Food Products
Parent Company: N/A
Year Established: 1906
NAICS Code: 311211
Import?: NO
Export?: NO
Number of Employees: 200 +/-

SHAWNEE NEWS-STAR

215 N. Bell
Shawnee, OK 74801
Phone: 405.273.4200
Fax: 405.273.4207
E-Mail: brian.blansett@news-star.com
Website: www.news-star.com
Publisher: Brian Blansett
Editor: Michael McCormick
Advertising: Sherry Lankford
Product: Newspaper Publishing
Parent Company: Gate House Media
Year Established: Early 1900's
NAICS Code: 511110
Import?: No
Export?: No
Number of Employees: 40 Employees, 20 Contractors

SHAWNEE SAWMILL

511 E. Highland
Shawnee, OK 74804
Phone: 405.788.6186
Fax: N/A
E-Mail: N/A
Website: www.shawneesawmill.com
Contact 1: Tony Wall
Product: Custom Lumber
Parent Company:
Year Established: 2009
NAICS Code: 32113
Import?: NO
Export?: NO
Number of Employees: 5

SHAWNEE STEEL

702 E. Hardesty Rd.
Shawnee, OK 74801
Phone: 405.275.1725
Fax: 405.273.5445
E-Mail: jimh@shawneesteel.com
Website: www.shawneesteel.com
Contact 1: Jim Hatch, President
Product: Structural Steel Fabrications
Parent Company: N/A
Year Established: 1945
NAICS Code: 332312
Import?: NO
Export?: NO
Number of Employees: 25

SOONER MARBLE

14310 Hwy. 177
Shawnee, OK 74801
Phone: 405.214.7400
Fax: 405.273.4141
E-Mail: NO
Website: NO
Contact 1: Scott Patten
Contact 2: Mary Whiteman
Product: Granite, Marble & Tile
Fabrication/Installation
Parent Company: N/A
Year Established: TBD
NAICS Code: 327991
Import?: No
Export?: No
Number of Employees: 4

STINK-FREE

7803 N. Kickapoo
Shawnee, OK 74801
Phone: 405.273.0006
Fax: 1.888.824.5363
E-Mail: customerservice@stinkfree.com
Website: www.stinkfree.com
Contact 1: Leonard Tarron
Product: Pet Odor Control Products
Parent Company:
Year Established: 1994
NAICS Code: 424990
Import?: NO
Export?: NO
Number of Employees: 5

SURFACE TECH

115 S. Broadway
Tecumseh, OK 74873
Phone: 800.771.7632
Fax: 405.598.0903
E-Mail: sales@surfacetekinc.com
Website: www.surfacetekinc.com
Contact 1: Stephen Bender
Contact 2: Marian Bender
Product: Surface Blasting Equipment, mediums and accessories
Parent Company: N/A
Year Established: TBD
NAICS Code: 313111 / 314991
Import?: No
Export?: No
Number of Employees: 3

TDK FERRITES (JAPANESE OWNED)

5900 N. Harrison
Shawnee, OK 74804
Phone: 405.275.2100
Fax: 405.878.8842
E-Mail: rstravlo@tdktca.com
Website: www.tdk.com
President: Ron Stravlo, Plant Manager
Product: Automotive & Appliance Magnets
Parent Company: TDK Ferrites Corporation
Year Established:
NAICS Code: 327113
Import?: YES
Export?: YES
Number of Employees: 75 +/-

TECHNOLOGY DEVELOPMENT GROUP, INC.

41901 Wolverine Rd.
Shawnee, OK 74804
Phone: 405.275.8041
Fax: 405.275.4022
E-Mail: harmik@tdgnet.com
Website: www.tdgnet.com
Contact 1: John Klaser, President
Contact 2: Harmik DerShahakian, VP
Contact 3: David Bergsten, Comptroller
Product: Aviation/Aerospace Component Engineering
& Manufacturing
Parent Company: N/A
Year Established: 1993
NAICS Code: 334511
Import?: NO
Export?: NO
Number of Employees: 30

TMS

Benson Park Road
Tecumseh OK. 74873
Phone: 405.275.8453
Fax: 405.275.8670
E-Mail: Todd@gotGranite.biz
Website: www.tilemarblesstone.com
Contact 1: Todd Luster
Contact 2: Richard Stevenson
Product: Granite, Marble & Tile
Fabrication/Installation
Parent Company: N/A
Year Established: 1999
NAICS Code: 327991
Import?: No
Export?: No
Number of Employees: 5 +/-

TREAT METAL STAMPING

37607 Old Hwy 270
Shawnee, OK 74801
Phone: 405.275.3344
Fax: N/A
E-Mail: treatmfg@aol.com
Website: N/A
Owner: David Treat
Product: Custom Metal Products
Parent Company:
Year Established: 1991
NAICS Code: 332116
Import?: NO
Export?: NO
Number of Employees: 2

**TRI-CAN WELL SERVICE (CANADIAN OWNED)
FORMERLY VANGUARD**

P.O. Drawer 0126
Shawnee, OK 74802
Phone: 405.273.9888
Fax: 405.273.9885
E-Mail: brad.brooks@trican.us
Website: www.trican.ca
Contact 1: Brad Brooks, Regional Manager
Product: Oil Field Services
Parent Company:
Year Established: 2007
NAICS Code: 213112
Import?: YES
Export?: NO
Number of Employees: 70 +/-

UNITED SLINGS

Address PO Box 1161
Shawnee, OK 748002-1161
Phone: 405.598.2616
Fax: 405.598.1780
E-Mail: charleswgray@windstream.net
Website: N/A
Contact 1: Charles Gray
Product: Fabric and Wire Slings, rope, and lifting
apparatus
Parent Company: N/A
Year Established: 1996
NAICS Code: 561422
Import?: Yes
Export?: No
Number of Employees: 4 + -

UNIT LINER CO. / POND PRO SHOP

7901 N. Kickapoo
Shawnee, OK 74804
Phone: 405.275.4600
Fax: 405.275.4625
E-Mail: tom@unitliner.com
Website: www.unitliner.com
Contact 1: Tom Dyer, Sales Manager
Contact 2: Wayne Grisso, CFO
Contact 3: Rhonda Maston, HR
Product: Oil Field & Home Exterior Products
Parent Company: N/A
Year Established: 1967
NAICS Code: 213112 / 561730
Import?: NO
Export?: NO
Number of Employees: 65 +/-

VAN EATON REDI-MIX

8 Timberpond Rd.
Shawnee, OK 74804
Phone: 405.214.7450
Fax: 405.214.7448
E-Mail: okswine@aol.com
Website: N/A
Contact 1: Mike Van Eaton
Contact 2: Susan Van Eaton
Product: Concrete Redi-Mix
Parent Company: N/A
Year Established: 1998
NAICS Code: 327320
Import?: NO
Export?: NO
Number of Employees: 20 +/-

WOLVERINE TUBE

41500 Wolverine Rd.
Shawnee, OK 74804
Phone: 405.275.4850
Fax: 405.580.3996
E-Mail: berryj@wlv.com
Website: www.wlv.com
Contact 1: Jim Berry
Contact 2: Stephanie Evans, HR
Product: Finned Copper Tubing & Copper Billets
Parent Company:
Year Established: 1975
NAICS Code: 331421
Import?: YES
Export?: YES
Number of Employees: 400 +/-

WOOD GROUP PRESSURE CONTROL

14311 N. Hwy 177
Shawnee, OK 74804
Phone: 405.395.0400
Fax: 405.275.5813
E-Mail: reza.hajjari@woodgroup.com
Website: www.woodgroup.com
Contact 1: Reza Hajari, VP
Contact 2: Ryan Busler, Project Engineer
Contact 3: Susan Korb, HR
Product: Blow Out Preventer & Energy Related Valves
Parent Company:
Year Established: 1981
NAICS Code: 332911
Import?: YES
Export?: YES
Number of Employees: 155 +/-

All content is to the best of the knowledge of the SEDF as presented
by company representatives at the date provided.

THRESHOLD ANALYSIS FOR SHAWNEE, OKLAHOMA

Joe Benton, Pottawatomie County Extension Director
(405) 273-7683

Jack Frye, Area Community Development Specialist, OSU, Ada
(580) 332-4100

Dave Shideler, Extension Economist, OSU, Stillwater
(405) 744-6170

OKLAHOMA COOPERATIVE EXTENSION SERVICE
OKLAHOMA STATE UNIVERSITY



June 2011

Threshold Analysis For Shawnee, Oklahoma

Joe Benton
County Extension Director
Pottawatomie County Extension Office
1401 N. Kennedy
Shawnee, OK 74801-6814
joe.benton@okstate.edu

Jack Frye
Area Extension Community Dev. Specialist
PO Box 1378
314 S. Broadway, Suite 101
Ada, OK 74821-1378
jfrye@okstate.edu

Dave Shideler
Extension Economist
323 Ag Hall
Oklahoma State University
Stillwater, OK 74078
dave.shideler@okstate.edu

ABSTRACT

The goal of this paper is to provide a threshold analysis for Shawnee. Threshold analysis attempts to estimate how many stores of various types a community can support. The estimate is based on the community's population and average number of persons per business in Oklahoma.

"Oklahoma State University, in compliance with Title VI and VII of the Civil Rights Act of 1964, Executive Order 11246 as amended, Title IX of the Education Amendments of 1972, Americans with Disabilities Act of 1990, and other federal laws and regulations, does not discriminate on the basis of race, color, national origin, sex, age, religion, disability, or status as a veteran in any of its policies, practices or procedures. This includes but is not limited to admissions, employment financial aid, and educational services."

"Readers may make verbatim copies of this document for non-commercial purposes by any means."

THRESHOLD ANALYSIS FOR SHAWNEE, OK

Introduction to Threshold Analysis

Most people know that a town's population must reach a certain level before a McDonald's will locate in that community. McDonald's marketing specialists are using a technique referred to as *threshold analysis* to make these decisions. The concept is simple. The restaurant needs a sizeable market to be profitable.

If this kind of analysis works for fast food restaurants, it stands to reason that it would apply to other kinds of businesses as well. Next time you drive through a small town, take a look at the business mix. You'll probably notice that even a small town of 3,000 people has 5 or 6 beauty or barber shops, 1 or 2 florists, a small grocery store and a couple of antique shops. The small town probably won't have a furniture store, a shoe store, or a music/CD store. To be successful, different kinds of businesses need to have different sized markets. Beauty shops don't require large market areas, but music stores do.

Dr. Kenneth Stone is a professor of economics and an Extension economist at Iowa State University, and he has worked for many years in the field of retail trade and community development. Stone, along with his colleague Georgeanne Artz, has developed a fairly simple way to estimate how large a market needs to be for various types of retail establishments. They refer to this minimum market size as the *threshold level*. Stone and Artz define the threshold level for a type of business as: the average number of people in the state per business.

For example, in 2008 Oklahoma's population equaled 3,644,025, and according to the 2008 County Business Patterns and Nonemployer Statistics, there were 1,303 grocery

stores. Thus, in 2008 there were 2,797 people per grocery store in Oklahoma; this is the threshold level for grocery stores in Oklahoma.

Using threshold levels as a general guide, it is possible to predict how many businesses of a certain type a community might support. Small towns can generally support several restaurants, which have a threshold between 992 and 1,183. Shoe stores, on the other hand, require a much larger market of about 11,950.

Using Census data and the threshold level methodology developed by Stone and Artz, this paper will estimate the number of establishments that Shawnee could reasonably expect to support. These estimates should be viewed as guidelines only, and **the authors make no recommendations concerning the use of these estimates.**

Because the threshold values are based upon state-level data, they are best interpreted as averages. Some communities will be able to sustain more businesses than our analysis reports, while other communities will not be able to sustain the number of business generated in our analysis. Many factors contribute to the success of businesses locally, such as managerial skill of the business owner, local economic development initiatives (e.g., Main Street programs), and sales tax differentials between jurisdictions. Proximity to other communities, commuting patterns and access to highways can also impact the number of businesses a community can sustain. Therefore, the numbers contained in this report are meant to be “conversation starters” – they must be contextualized to the local community based upon more detailed knowledge available to local leaders but not available to the researchers. Several sources of the actual number of businesses in Shawnee include: retail sales tax permit holder listings, a web search, telephone book listings, Chamber of Commerce membership directory, or marketing lists that can be purchased from a number of companies.

Methodology

The data requirements for conducting a threshold analysis for Shawnee, OK include: Shawnee's current population and the threshold levels for various kinds of establishments. Current population estimates from the Oklahoma Department of Commerce's Census Data Center indicate that Shawnee has a population of 30,171 in 2008.

Thresholds for the state of Oklahoma have been constructed following the Stone and Artz methodology. The state population estimate was taken from the Oklahoma Department of Commerce's "2000-2009 Oklahoma Incorporated Places Population Estimates and Growth by Place by County" for 2008, to match the use of the 2008 County Business Patterns and Nonemployer Statistics number of establishments data (the most recent available). (Nonemployer Statistics captures the number of self-employed persons in Shawnee by industrial sector.) By dividing the population estimate for Shawnee by the derived, state-level thresholds, one can estimate the number of businesses the community should be able to sustain on average. Definitions of the North American Industrial Classification System (NAICS) codes are available at the sector level (2-digits) in Table 3, or more detailed definitions are available from the US Census Bureau at <http://www.census.gov/eos/www/naics/>.

Results for Shawnee, OK

Table 1 presents the threshold analysis results for Shawnee. For example, the threshold level for fast-food restaurants (a.k.a, NAICS 7222: Limited-Service Eating Places) is 992 persons. The 2008 population of Shawnee is 30,171; thus it is estimated that this city may be able to support as many as 30 fast-food restaurants (30,171 divided by 992).

Generalizing, it is believed that Shawnee could support somewhere in the range of 26-56 restaurants (fast-food and full-service restaurants combined). Shawnee could also probably support 111 beauty salons and barber shops (NAICS 8121) and 60 child day care facilities (NAICS 6244). Shawnee could probably support 49 accountants and/or tax preparers (NAICS 5412), 24 drug stores (NAICS 4461), and eleven grocery store (NAICS 4451). Shawnee may or may not have enough population to support a department store (NAICS 4521), but it may or may not have enough population to support charter bus service (NAICS 4855).

According to Stone and Artz, threshold levels should be used as a general guide in determining how many businesses a town can support. They remind, however, that there are always exceptions to any rule. A highly successful watch, clock, and jewelry repair store may be located in a town of 2,500, but, in general, stores that “buck the trend” in this way are usually well-established, well-operated, and have usually been around for a long time. Similarly, a community may not be able to sustain the number of businesses reported here due to individual mismanagement or other factors (e.g., recent loss of a major employer). In the case of Shawnee, particular concern for the presence of significant competition from retailers and service providers in Oklahoma City, OK should be taken into account. These numbers are best used as guidelines in developing locally-driven economic development goals.

Readers who are interested in learning more about Kenneth Stone and his work with threshold analysis are encouraged to check out Iowa State University’s website located at www.econ.iastate.edu/faculty/stone/.

**Table 1: Expected Number of Businesses for Selected Industries in Shawnee and Creek County, OK
(Sorted in Descending Order by Expected Number of Businesses in Shawnee)**

NAICS Code	NAICS Code Description	Pottawatomie County	
		Shawnee	County
8129	Other personal services	121	278
8121	Personal care services	111	255
4543	Direct selling establishments	80	184
5419	Other professional, scientific, and technical services	79	182
2361	Residential building construction	71	163
4841	General freight trucking	64	146
6244	Child day care services	60	138
5312	Offices of real estate agents and brokers	56	130
8111	Automotive repair and maintenance	56	129
5416	Management, scientific, and technical consulting services	54	125
5313	Activities related to real estate	53	121
5411	Legal services	49	114
5412	Accounting, tax preparation, bookkeeping, and payroll services	49	113
6211	Offices of physicians	41	94
6213	Offices of other health practitioners	40	92
7115	Independent artists, writers, and performers	40	92
8114	Personal and household goods repair and maintenance	31	71
7222	Limited-service eating places	30	70
5413	Architectural, engineering, and related services	30	69
5614	Business support services	27	61
5415	Computer systems design and related services	26	60
7221	Full-service restaurants	26	59
4461	Health and personal care stores	24	55
4539	Other miscellaneous store retailers	21	48

NAICS Code	NAICS Code Description	Shawnee	Pottawatomie County
6216	Home health care services	20	46
4411	Automobile dealers	19	43
4471	Gasoline stations	17	40
7139	Other amusement and recreation industries	17	39
5616	Investigation and security services	17	39
6241	Individual and family services	16	37
6212	Offices of dentists	15	34
4481	Clothing stores	15	34
5613	Employment services	14	33
5414	Specialized design services	14	32
4842	Specialized freight trucking	14	31
7223	Special food services	13	29
4413	Automotive parts, accessories, and tire stores	12	27
5418	Advertising, public relations, and related services	12	26
8113	Commercial machinery repair and maintenance	11	26
4238	Machinery, equipment, and supplies merchant wholesalers	11	25
4451	Grocery stores	11	25
4532	Office supplies, stationery, and gift stores	10	24
4441	Building material and supplies dealers	10	24
4511	Sporting goods, hobby, and musical instrument stores	10	22
4239	Miscellaneous durable goods merchant wholesalers	9	22
4533	Used merchandise stores	9	21
7211	Traveler accommodation	9	20
4541	Electronic shopping and mail-order houses	8	18
4431	Electronics and appliance stores	8	18
4249	Miscellaneous nondurable goods merchant wholesalers	8	18
5324	Machinery and equipment rental and leasing	8	18

NAICS Code	NAICS Code Description	Shawnee	Pottawatomie County
7224	Drinking places (alcoholic beverages)	7	17
4251	Wholesale electronic markets and agents and brokers	6	15
8123	Drycleaning and laundry services	6	14
4412	Other motor vehicle dealers	6	14
8112	Electronic and precision equipment repair and maintenance	6	14
4529	Other general merchandise stores	6	13
5322	Consumer goods rental	6	13
4422	Home furnishings stores	5	12
4483	Jewelry, luggage, and leather goods stores	5	12
5182	Data processing, hosting, and related services	5	12
4542	Vending machine operators	5	12
6219	Other ambulatory health care services	5	12
3231	Printing and related support activities	5	12
4453	Beer, wine, and liquor stores	5	12
4452	Specialty food stores	5	12
6232	Residential mental health facilities	5	12
4531	Florists	5	11
4234	Commercial equip. merchant wholesalers	4	10
6214	Outpatient care centers	4	10
8122	Death care services	4	10
5321	Automotive equipment rental and leasing	4	10
5171	Wired telecommunications carriers	4	10
4442	Lawn and garden equipment and supplies stores	4	9
5191	Other information services	4	9
4512	Book, periodical, and music stores	4	9
4231	Motor vehicle and parts merchant wholesalers	4	9
4244	Grocery and related product merchant wholesalers	4	9

NAICS Code	NAICS Code Description	Shawnee	Pottawatomie County
4421	Furniture stores	4	8
7113	Promoters of performing arts, sports, and similar events	3	8
4853	Taxi and limousine service	3	7
6215	Medical and diagnostic laboratories	3	7
4236	Electrical and electronic goods merchant wholesalers	3	7
5615	Travel arrangement and reservation services	3	7
6242	Emergency and other relief services	3	6
4482	Shoe stores	3	6
4237	Hardware and plumbing merchant wholesalers	3	6
5417	Scientific research and development services	2	6
6231	Nursing care facilities	2	6
2373	Highway, street, and bridge construction	2	6
4233	Lumber and other construction materials merchant wholesalers	2	5
4246	Chemical and allied products merchant wholesalers	2	5
4247	Petroleum and petroleum products merchant wholesalers	2	5
7114	Agents and managers for public figures	2	5
4859	Other transit and ground passenger transportation	2	5
6243	Vocational rehabilitation services	2	4
4235	Metal and mineral (except petroleum) merchant wholesalers	2	4
4245	Farm product raw material merchant wholesalers	2	4
4243	Apparel, piece goods, and notions merchant wholesalers	2	4
5172	Wireless telecommunications carriers (except satellite)	2	4
6233	Community care facilities for the elderly	2	4
4241	Paper and paper product merchant wholesalers	1	3
4232	Furniture and home furnishing merchant wholesalers	1	3
7121	Museums, historical sites, and similar institutions	1	3
4885	Freight transportation arrangement	1	3

NAICS Code	NAICS Code Description	Shawnee	Pottawatomie County
7212	RV (recreational vehicle) parks and recreational camps	1	3
5323	General rental centers	1	3
4881	Support activities for air transportation	1	3
6221	General medical and surgical hospitals	1	2
5151	Radio and television broadcasting	1	2
4921	Couriers and express delivery services	1	2
4884	Support activities for road transportation	1	2
4242	Drugs and druggists' sundries merchant wholesalers	1	2
4248	Beer, wine, and distilled alcoholic beverage merchant wholesalers	1	2
4862	Pipeline transportation of natural gas	1	2
4521	Department stores	1	2
5179	Other telecommunications	1	1
6239	Other residential care facilities	0	1
4854	School and employee bus transportation	0	1
6117	Educational support services	0	1
4855	Charter bus industry	0	1
4922	Local messengers and local delivery	0	1
4812	Nonscheduled air transportation	0	1
4869	Other pipeline transportation	0	1

NAICS code definitions are available online from the U.S. Census Bureau at <http://www.census.gov/eos/www/naics/index.html>.

Table 2: Expected Number of Businesses for Selected Industries in Shawnee and Creek County, OK
(Sorted by NAICS Code)

NAICS Code	NAICS Code Description	Pottawatomie County	
		Shawnee	
2361	Residential building construction	71	163
2373	Highway, street, and bridge construction	2	6
3231	Printing and related support activities	5	12
4231	Motor vehicle and parts merchant wholesalers	4	9
4232	Furniture and home furnishing merchant wholesalers	1	3
4233	Lumber and other construction materials merchant wholesalers	2	5
4234	Commercial equip. merchant wholesalers	4	10
4235	Metal and mineral (except petroleum) merchant wholesalers	2	4
4236	Electrical and electronic goods merchant wholesalers	3	7
4237	Hardware and plumbing merchant wholesalers	3	6
4238	Machinery, equipment, and supplies merchant wholesalers	11	25
4239	Miscellaneous durable goods merchant wholesalers	9	22
4241	Paper and paper product merchant wholesalers	1	3
4242	Drugs and druggists' sundries merchant wholesalers	1	2
4243	Apparel, piece goods, and notions merchant wholesalers	2	4
4244	Grocery and related product merchant wholesalers	4	9
4245	Farm product raw material merchant wholesalers	2	4
4246	Chemical and allied products merchant wholesalers	2	5
4247	Petroleum and petroleum products merchant wholesalers	2	5
4248	Beer, wine, and distilled alcoholic beverage merchant wholesalers	1	2
4249	Miscellaneous nondurable goods merchant wholesalers	8	18
4251	Wholesale electronic markets and agents and brokers	6	15
4411	Automobile dealers	19	43
4412	Other motor vehicle dealers	6	14

NAICS Code	NAICS Code Description	Shawnee	Pottawatomie County
4413	Automotive parts, accessories, and tire stores	12	27
4421	Furniture stores	4	8
4422	Home furnishings stores	5	12
4431	Electronics and appliance stores	8	18
4441	Building material and supplies dealers	10	24
4442	Lawn and garden equipment and supplies stores	4	9
4451	Grocery stores	11	25
4452	Specialty food stores	5	12
4453	Beer, wine, and liquor stores	5	12
4461	Health and personal care stores	24	55
4471	Gasoline stations	17	40
4481	Clothing stores	15	34
4482	Shoe stores	3	6
4483	Jewelry, luggage, and leather goods stores	5	12
4511	Sporting goods, hobby, and musical instrument stores	10	22
4512	Book, periodical, and music stores	4	9
4521	Department stores	1	2
4529	Other general merchandise stores	6	13
4531	Florists	5	11
4532	Office supplies, stationery, and gift stores	10	24
4533	Used merchandise stores	9	21
4539	Other miscellaneous store retailers	21	48
4541	Electronic shopping and mail-order houses	8	18
4542	Vending machine operators	5	12
4543	Direct selling establishments	80	184
4812	Nonscheduled air transportation	0	1
4841	General freight trucking	64	146

NAICS Code	NAICS Code Description	Shawnee	Pottawatomie County
4842	Specialized freight trucking	14	31
4853	Taxi and limousine service	3	7
4854	School and employee bus transportation	0	1
4855	Charter bus industry	0	1
4859	Other transit and ground passenger transportation	2	5
4862	Pipeline transportation of natural gas	1	2
4869	Other pipeline transportation	0	1
4881	Support activities for air transportation	1	3
4884	Support activities for road transportation	1	2
4885	Freight transportation arrangement	1	3
4921	Couriers and express delivery services	1	2
4922	Local messengers and local delivery	0	1
5151	Radio and television broadcasting	1	2
5171	Wired telecommunications carriers	4	10
5172	Wireless telecommunications carriers (except satellite)	2	4
5179	Other telecommunications	1	1
5182	Data processing, hosting, and related services	5	12
5191	Other information services	4	9
5312	Offices of real estate agents and brokers	56	130
5313	Activities related to real estate	53	121
5321	Automotive equipment rental and leasing	4	10
5322	Consumer goods rental	6	13
5323	General rental centers	1	3
5324	Machinery and equipment rental and leasing	8	18
5411	Legal services	49	114
5412	Accounting, tax preparation, bookkeeping, and payroll services	49	113
5413	Architectural, engineering, and related services	30	69

NAICS Code	NAICS Code Description	Shawnee	Pottawatomie County
5414	Specialized design services	14	32
5415	Computer systems design and related services	26	60
5416	Management, scientific, and technical consulting services	54	125
5417	Scientific research and development services	2	6
5418	Advertising, public relations, and related services	12	26
5419	Other professional, scientific, and technical services	79	182
5613	Employment services	14	33
5614	Business support services	27	61
5615	Travel arrangement and reservation services	3	7
5616	Investigation and security services	17	39
6117	Educational support services	0	1
6211	Offices of physicians	41	94
6212	Offices of dentists	15	34
6213	Offices of other health practitioners	40	92
6214	Outpatient care centers	4	10
6215	Medical and diagnostic laboratories	3	7
6216	Home health care services	20	46
6219	Other ambulatory health care services	5	12
6221	General medical and surgical hospitals	1	2
6231	Nursing care facilities	2	6
6232	Residential mental health facilities	5	12
6233	Community care facilities for the elderly	2	4
6239	Other residential care facilities	0	1
6241	Individual and family services	16	37
6242	Emergency and other relief services	3	6
6243	Vocational rehabilitation services	2	4
6244	Child day care services	60	138

NAICS Code	NAICS Code Description	Shawnee	Pottawatomie County
7113	Promoters of performing arts, sports, and similar events	3	8
7114	Agents and managers for public figures	2	5
7115	Independent artists, writers, and performers	40	92
7121	Museums, historical sites, and similar institutions	1	3
7139	Other amusement and recreation industries	17	39
7211	Traveler accommodation	9	20
7212	RV (recreational vehicle) parks and recreational camps	1	3
7221	Full-service restaurants	26	59
7222	Limited-service eating places	30	70
7223	Special food services	13	29
7224	Drinking places (alcoholic beverages)	7	17
8111	Automotive repair and maintenance	56	129
8112	Electronic and precision equipment repair and maintenance	6	14
8113	Commercial machinery repair and maintenance	11	26
8114	Personal and household goods repair and maintenance	31	71
8121	Personal care services	111	255
8122	Death care services	4	10
8123	Drycleaning and laundry services	6	14
8129	Other personal services	121	278

NAICS code definitions are available online from the U.S. Census Bureau at <http://www.census.gov/eos/www/naics/index.html>.

Table 3: NAICS Codes, 2-Digit Sector Level

NAICS Code	Description	NAICS Code	Description
11	Agriculture, Forestry, Fishing and Hunting	53	Real Estate and Rental and Leasing
21	Mining, Quarrying, and Oil and Gas Extraction	54	Professional, Scientific, and Technical Services
22	Utilities	55	Management of Companies and Enterprises
23	Construction	56	Administrative and Support and Waste Management and Remediation Services
31-33	Manufacturing	61	Educational Services
42	Wholesale Trade	62	Health Care and Social Assistance
44-45	Retail Trade	71	Arts, Entertainment, and Recreation
48-49	Transportation and Warehousing	72	Accommodation and Food Services
51	Information	81	Other Services (except Public Administration)
52	Finance and Insurance	92	Public Administration

References

- Stone, Kenneth E. and Artz, Georgeanne M. "Threshold Levels for Selected Retail & Service Businesses in Iowa 1998-1999." Iowa State University Extension: Ames, IA. http://www.econ.iastate.edu/faculty/stone/Fi_thres98.pdf
- Stone, Kenneth E. and Artz, Georgeanne M. "Threshold Levels for Selected Retail & Service Businesses in Iowa 2000-2001." Iowa State University Extension: Ames, IA. <http://www.econ.iastate.edu/retail/Threshold.pdf>
- Oklahoma Census Data Center. "2000-2009 Oklahoma Incorporated Places Population Estimates and Growth by Place by County." Oklahoma Department of Commerce, Oklahoma City, OK. Last updated on June 22, 2010. <http://www.okcommerce.gov/Data-And-Research/Downloads/Population-Estimates/2000-2009-Oklahoma-Incorporated-Place-Population-Estimates-By-Place-By-County>
- US Census Bureau. 2008 County Business Patterns. <http://www.census.gov/econ/cbp/index.html>. Accessed on August 26, 2010.
- US Census Bureau. 2008 Nonemployer Statistics. http://factfinder.census.gov/servlet/DatasetMainPageServlet?_program=EAS&_tabId=EAS3&_submenuId=datasets_5&_lang=en&_ts=270549908433. Accessed on August 26, 2010.

Mom-and-Pop Establishments

Updated 6-9-11

A-1 Rooter Service
A-1 Staffing
AAA Insurance
AAR Automotive Service
Abuelita Rosa's Mexican Restaurant
Abuelita's Mexican Restaurant
Ace T Town Self Storage
Acme Glass Co.
Action Physical Therapy
Administrative Consultant Services
ADS Radiator Shop
Advance Loan Inc.
Advanced Professional Testing Services
Affordable Mini Storage
Affordable Precast
Aldridge Barber Shop
Alisha Perkins Photography
All American Flooring
AM PM Clinic
American Air Conditioning and Heating Inc.
American Cash Loans
American Eagle Plumbing
American Farmers Stanford Insurance Agency
American General Financial Services
American Inn
American Loans
American Muscle Motor Company LLC
American National Insurance
Angelic Family Hospice
Angie-Momma's
Antique Mall
Artesian Cancer Center of Shawnee
Astro Alarms LLC
AT&T
Attitudes Salon
Avonlea Cottages
B & M Firearms
Baptist's Athletic Supply
Barber College
Barrett Drilling Company
Batchelor's Hallmark & Wedding Shop
Beck's Waffles
Bedlam Wine & Spirits Liquor Store
Benedict Street Marketplace

Mom-and-Pop Establishments

Updated 6-9-11

Benn Lab
Benton Tax Service
Benton's Café
Best Buy Eyeglasses
Best Buy Eyeglasses
Best Friends Animal Hospital
Better Built Portable Buildings
Bibliotech Comics
Bicycle Shoppe
Billy Boy Bar-B-Que
Blue Haven Pools
Bo-Peep Child Care
Boaties
Body Expressions Tan & Tone
Body Magic Styles & Spa
Book Barns of Oklahoma
Bottoms Up Liquor
Bowlan Carpets
Bradford Industrial Supply Corp.
Briggs & Stratton Service Center
Broadway Dance Expressions
Broadway Dance Expressions
Broadway Liquor
Broken Spring Upholstery
Brooks Brothers
Brown & Sons Wrecker Service
Brown Derby Drive-In
Brown Furniture Co.
Bryan Street Storage
Buddy's Rentals
Budget Inn
Budget Truck Rental
Building Blocks Child Development Center
Bunk's Gas Station
Bustin Out Boutique
Busy B's Donuts
C & W Mufflers
C-3 Auto Electric & Garage
Canard Mino Tattoo
Canary Well Head Manufacturing
Candace's Lasting Impressions
Car Connection
CARE Adult Day Center
Carnal Mind Tattoo Studio
Carter Healthcare

Mom-and-Pop Establishments

Updated 6-9-11

Casadores Mexican Restaurant
Central Disposal Recycling Station
Central Disposal Transfer Station
Check Into Cash
Chicago Street Deli
China House
China King Buffet & Grill
Chiropractic Healthcare Center
Chisholm Trailers
Christain Counseling, PLLC
CHS Home Medical Equipment
Cinderella's Closet
Circle D Pawn Shop
City Church of Shawnee
Classique Hair Designs
CMS Fluid Control
Coffman Interior Design
Coiffures by Dennis
Collision Works
Collision Works
Colonial Finance
Communication Services
Computer Masters
Concrete Depot
Concrete Specialist
Coney Island
Continental Credit
Cooper's Pawn Shop
Cornerstone Chiropractic
Country Club Restaurant (Membership Only)
Country Companies Insurance
Courtesy Loans, Inc.
Covington Credit
CPA Technology Advisor
Crain's Muscle World Limited
Cricket Wireless
Cross Timbers Thrift Store
Crystal Clear Pools & Spas
Cubby's Closet's Self Storage
Custom Situationz
D & L Tire & Automotive Service
D & R Body Shop
Dan Marker Counseling Center
Dave Griner Brake & Front End Service
David's Automotive

Mom-and-Pop Establishments

Updated 6-9-11

DaVita Dialysis
Day's Diesel Service
Daylight Donuts
Dazzle Hair Salon
DC Cake Appeal
Dead Ringer Tattoo & Piercing
Decocrete
Dejah Quinn Photography
Del Plaza Barbary
Delta Café
DEMCO Printing
Designs Flowers & Gifts
Direct Colors
Dogwood Veterinary Clinic
Don Miguel's Mexican Restaurant
Don's Copiers
Don's Plants
Dragon Kim's Martial Arts
DSC
E & J Auto Center
E-Z Ship & Copy
Elements Salon
Elements Salon
Elks BPOE Golf Shop
Ell's Jewelry
Eric's Pharmacy
Express Loan, Inc.
Express Professional Services
Express Tax
Expressions Beauty Salon
Expressions Home Accessories
Extreme Inflatables
EZ Pawn
EZE Snow Shack
Facets Fine Jewelers
Factory Direct
Faith Bookkeeping and Tax Service
Family Healthcare
Family Video
Fast Care Medical Clinic
Ferron's Chiropractic
Fifth Element
Finley & Cook CPA
Finley Cleaners
Firelake Discount Foods

Mom-and-Pop Establishments

Updated 6-9-11

First Advantage Bail Bonds
First American Cash Advance
First American Title & Trust Co.
First Baptist Church Daycare
First Steps Early Learning Center
Fitness Xpress 24
Ford Insurance
Four Paws Pet Salon
Fratelli's Italian Restaurant
Freceus Medical Care
Fred's Tire & Battery
Freedom Personnel
Frontline Church
Fusion Affect Skate Shop
Gateway to Prevention & Recovery
George's Tires
Gibson, Reynolds & Blakemore PC
Giorgio's Pizzeria
Glitz Dance Apparal
Glo Press
GM Kirby Tax Service
GO Computers
Grace Dance Center
Granny's Fried Chicken
Graves Floral
Great Plains Graphics
Green's Corner
Greg Rogers Electrical Services
Grissom Implement
Grissom Implement
Groomingdales
Growth Lines
H & H Radiator
H & R Block
Hamburger King
Hammy Horton's
Hardesty Grocery
Harrison Discount Pharmacy
Harrison Self Storage
Hartoon Jewelers
Hasbel Pest Control
Haskell Lemon Construction Co.
HBH Mortgage Group
Healing Touch Massage
Healthback of Shawnee

Mom-and-Pop Establishments

Updated 6-9-11

Healthcare Solutions
Heartland Home Healthcare
Heartland Hypnosis
Heavenly Grind
Henson Insurance
Hertz Rent-a-car
High Noon Tanning, LLC
Highland Food Mart
Highland Laundry
Home Medical Equipment
Hometowne Tax Prep & Accounting
Hooten Oil Co.
Hot Rod's Sports Bar & Grill
House of Flowers, Inc.
House of Health
Hunzicker Brothers
I-COM Battery Supply
In Vogue Consignment Shop
Independence Tobacco Shop
Iron Tough Vinyl Fence
J's Muffler Shop & More
James Supplies and Rental Co.
Jamie's Snowballs
Jay's Steakhouse
Jerry Matthews Rental Properties
Jerry's Paint Repair & Auto Sales
Jimmy's Egg
John H. Patterson, Architect
John's Auto Body & Wheel Aligning
John's Shoe & Boot Repair
Joy's Hair Fashions-N-Boutique
K & B Portable Buildings, LLC
K & B Towing, LLC
Keen Starters & Alternators
Ken's Paint & Body
Kickapoo Market
Kids R Us Childcare Facility
Kim's Place
Kip and Nanny's Smoke Shop
KIRC Real Country 105.9
Kizzia Heat & Air
Knuckles Pub
Kwik Kar Lube & Tune
Kwik Kar Lube and Service
L & L Customer Interiors

Mom-and-Pop Establishments

Updated 6-9-11

Lady Diane's Boutique
Lamar Industries, Inc.
Landes Engineering LLC & Associates
Langley Management
Langley Management Co, Inc.
Larry's Transmission & Auto Repair
Lasting Impressions
Legacy Park
Lewis Hembree Production Co.
Liberty Income Tax Service
Lifeback Chiropractic
Lifecare Home Health
Linda's Hair Designs
Line X of Shawnee
Linn Energy
Lobo's Car Wash & Detail
Loco's
Lolly'z Hair Salon
Lonnie's Paint & Body Shop
Love's Nails
Loving Care In-Home Health Services
Lucky Charm Pawn Shop
Lucky U Realtors
LVI Environmental Services, Inc.
M & M Plumbing Co.
MacArthur 66 Service
MacArthur Self Storage
Main Street Fruit Market
Manpower
Maple Garden Restaurant
Marquis Furniture Co.
Master Donuts
May's Home Health
Mayme's Miss & Mrs.
MC Hair & Beauty Care
McBride Clinic
McLeod's Self Storage
McSpadden Bookbindery
Medi-Serv
Memories in Glass
Memories N Glass Studio
Merle Norman Cosmetics
Midwest Stone Specialists, Inc.
Midwest Stone Specialits
Midwestern Loans

Mom-and-Pop Establishments

Updated 6-9-11

Midwestern Tax Service
Mind and Body Fitness, LLC
Mind Body and Fitness
Moery Motors
Monogram Construction
Music Unlimited
My Dentist
Nail Spa
National Check Cash
Natoma Smoke Shop
Neal's Furnishings
Nick's Nest
Nitro Petro
Norman Supply Co.
Norman Supply Company
Oak Creek Homes
Ocean Dental
OK Cash Loans
OK Classics
OK Structures
Oklahoma Industrial Construction Inc.
Oklahoma Motorsports
ONE Night Club
One Stop Custom Detail Shop
Overhaulin' Beauty Shop
Oxygen of Oklahoma
P K & Friends
Patterson Architecture
Phoenix Asian Diner
Pinecliff Printers
Pink Swirls
Pioneer Equipment & Rental Supply
Pioneer Rental
Pond Pro Shop
Poodle Shop Pet Grooming
Pott. Co. Leather & Bike Accessories
Pott. Co. Liars Club
Pott. Co. Office Supply
Pottawatomie County Farmer's Market
Pottawatomie County Realty
Precision Physical Therapy
Preferred Management
Prestige Manufactured Homes
Prestige Manufactured Homes
Pro Care Hearing Aid Center

Mom-and-Pop Establishments

Updated 6-9-11

Propane Service
Prosthetic Designs of Oklahoma
Prudential
Pure Nutrition
Quality Auto Pawn
Quality Car Wash
Quality Communications
Quality Home Medical Equipment
Quality Lube & Auto
Quality Tunnel Wash
R & R Full Service Car Wash
Rainbow Inn of Oklahoma
Randy's Automotive & Alignment
Rave Sound & Security
Rave Sounds
Razzel Dazzel Studio
Red Ball Liquor
Red Rock Behavioral Health Services
Red Store Antiques
Reeve's Antiques and Things
Rent-A-Center
Rentzel Pump Manufacturing
Richard's Drug
Ritz Theatre
Robb's Smokehouse
Rock Island Key & Lock Shop
Rolling B Trucking Co.
Roy Reece Tile
S & S Auto & Pick-up Salvage
S & S Farm Center
S & S Sportware
SCL Photography
Scott's Stop & Shop
Scotty's Dirt Bikes
Scrubbies Uniforms
Security Finance
Sehorn Yamaha
Sehorn Yamaha
Select Janitor Supply
Sense of Charm
Serendipity Boutique
Shang-ri-la Pools & Spas, Inc.
Shawnee Animal Hospital
Shawnee Beauty College
Shawnee Bowl

Mom-and-Pop Establishments

Updated 6-9-11

Shawnee Car Paints
Shawnee Cleaners & Laundry
Shawnee CTV
Shawnee Feed Center
Shawnee Finance
Shawnee Floral & Gifts
Shawnee Foot & Ankle Clinic
Shawnee Glass Company
Shawnee Golf Center, LLC
Shawnee Honda Motorsports
Shawnee Iron
Shawnee Iron Company
Shawnee Learning Center Day Care
Shawnee Medical Center Clinic
Shawnee Memorials Inc.
Shawnee Milling Co.
Shawnee Muffler Shop Inc.
Shawnee North Tag Agency
Shawnee North Tag Agency
Shawnee Office Systems
Shawnee Party Supplies
Shawnee Physical Therapy
Shawnee Pittstop
Shawnee Scooters & More
Shawnee Self Storage
Shawnee Tax & Accounting Services
Shawnee Travel Shop
Shawnee Trophy Co.
Shepard's Menswear
Shirley's Dog Grooming
Showcase Detail Shop
Signs & Wonders
Signs USA
Silverleaf Furniture

SimplYou Day Spa
Sinclair Gas Stations (several locations)
Sips Kafe
Smart Money Network
SMCC Family Medicine
Smile Family Dentistry
Sooner Completions
Sooner Marble
Sooner Marble
Sooner Street Driving School

Mom-and-Pop Establishments

Updated 6-9-11

South Central Industries Inc.
Southwest Orthopedic
SPS Footwear
SPS Footwear
Star Security Storage
State Beauty Supply
Steve's Body Shop
Sue's Sewing Shoppe
Suitable for Framing
Sun Loans
Sun Masters LLC
Sunbelt Credit
Sunbelt Heating & Air Conditioning
SunMasters
Sunny Side Up Restaurant
Sunrise Chinese Restaurant
Superior Securitiy
T S & H Embroidery, Advertising Specialties & Screen Printing
Tabe's Archery & Pro Shop
Tangles Salon
Tanquility Tanning & Gifts
Taylor Insurance
Tech Rescue
Tener's Western Wear
The Beauty Box
The Computer Hospital
The Computer Hospital, Inc.
The Cottage Hair Salon
The Cut-N-Up Hair Salon
The Gardens of Complete Landscape
The Grinning Dog Bath House
The Kneaded Body
The Martial Arts Center
The Medicine Shoppe
The Sandwich Shop
The Specialty Clinic at Unity
The Surgery Center at Unity
The Tobacco Shack
Tim's All Metal Recycling
Tim's Automotive Service
Tip Top Barber Shop
Titan Truck Sales
Tom Flora Photography
Tom Flora Photography
Tower Loans

Mom-and-Pop Establishments

Updated 6-9-11

Trailer Depot
Trailer Supply Center
Trels New You Wigs
Troon Circle Senior Housing
Tropical Sno
Twice the Ice
Uncommon Threads
United Optical
Unity Health Center Gift Shop
Uptown Styling Salon
USA Snowcones
Van's Pig Stand
Veteran's Resale/Auction
Video Conections
Vincent's Carpet
Virginia's Home Furnishings
Vision Source
Waddel Chiropractic
Wall's Carpet Warehouse
Watkins Heating & Air Conditioning
We Might Have It Lumber
Webbs Auto Glass
Weight Watchers
Weight Watchers
Whispers Boutique
Wild West Tan & Tone
William's Transmission
Wilson Brothers Carpet & Tile
Wintco, Inc.
Wonderbread
Woodmore's
Woody's Mini Storage
Worco, Inc.
World Acceptance Corp.
Ye Olde Owl Shoppe
Yort Alternator

Mom and Pop Establishments

Food - Alcohol

Abuelita Rosa's
Abuelita's
Angie-Momma's
Beck's Waffles
Bedlam Wine & Spirits
Benedict Street Marketplace
Benton's Café
Billy Boy Bar-B-Que
Bottoms Up Liquor
Broadway Liquor
Brown Derby Drive-In
Busy B's Douts
Casadores Mexican Restaurant
Chicago Street Deli
China House
China King Buffet & Grill
Coney Island
Country Club Restaurant
(Membership Only)
Daylight Donuts
DC Cake Appeal
Delta Café
Don Miguel's Mexican Restaurant
EZE Snow Shack
Firelake Discount Foods
Fratelli's Italian Restaurant
Giorgio's Pizzeria
Good Earth Nutrition Center
Granny's Fried Chicken
Hamburger King
Hammy Horton's
Hardesty Grocery
Health Food Store
Heavenly Grind
Highland Food Mart
Hot Rod's
Jamie's Snowballs
Jay's Steakhouse
Jimmy's Egg
Kim's Place
Knuckles Pub
La Fiesta Mexican

Mom and Pop Establishments

Food - Alcohol

Main Street Fruit Market
Maple Garden Restaurant
Master Donuts
Olde Owl Shoppe
ONE Night Club
Phoenix Asian Diner
Pink Swirls
Pott. Co. Liars Club
Pure Nutrition
Rainbow Inn of Oklahoma
Red Ball Liquor
Robb's Smokehouse
Rosa's Mexican Restaurant
Shawnee Bowl
Sips Kafe
Sno Shack Deli
Spirits Wine & Liquor
Sunny Side Up Omelets
Sunrise Chinese Restaurant
The Sandwich Shop
Tropical Sno
Trudy's Home Cooking
Twice the Ice
USA Snowcones
Van's Pig Stand
Wintco, Inc.
Wonderbread

Mom and Pop Establishments

Auto Related

AAR Automotive Service
American Muscle Motor Company LLC
Brown & Sons Wrecker Service
Car Connection
Collision Works
CW Mufflers
D & L Tire & Automotive Service
D & R Body Shop
David's Automotive
Day's Diesel Service
E & J Auto Center
Fred's Tire & Battery
George's Tires
Griner Dave Brake & Front End Service
H & H Radiator
Honda MotorSports
J's Muffler Shop & More
Jerry's Paint Repair & Auto Sales
John's Auto Body & Wheel Aligning
K & B Towing, LLC
Keen Starters & Alternators
Ken's Paint & Body
Kickapoo Market Gas Station
Kwik Kar Lube and Service
Larry's Transmission & Auto Repair
Line X of Shawnee
Lobo's Car Wash
Lonnie's Paint & Body Shop
Moery Motors
Nitro Petro
OK Classics
Oklahoma Motorsports
One Stop Custom Detail Shop
Pioneer Transmissions
Quality Auto Pawn
Quality Car Wash
Quality Lube & Auto
Quality Tunnel Wash
R & R Full Service Car Shop
Rains Automotive
Randy's Tire & Alignment
Rave Sound & Security
Rolling B Trucking Co.
S & S Auto & Pickup Salvage
Sehorn Yamaha

Mom and Pop Establishments

Auto Related

Shawnee Car Paints
Shawnee Muffler Shop Inc.
Shawnee North Tag Agency
Showcase Detail Shop
Sinclair Gas Stations (several locations)
Steve's Body Shop
Sun Masters LLC
Tim's Automotive Service
Titan Truck Sales
Trailer Depot
Trailer Supply Center
William's Transmission
Yort Alternator

Mom and Pop Establishments

Service Related

24 Hour Tan
A-1 Rooter Service
A-1 Staffing
AAA Insurance
Ace T Town Self Storage
Acme Glass Co.
Action Physical Therapy
Administrative Consultant Services
ADS Radiator Shop
Advance America Cash Advance
Advance Loan Inc.
Advanced Professional Testing Services
Affordable Mini Storage
Aldridge Barber Shop
AM PM Clinic
American Air Conditioning and Heating Inc.
American Cash Loans
American Eagle Plumbing
American Farmers Stanford Insurance Agency
American General Financial Services
American Inn
American Loans
American National Insurance
Angelic Family Hospice
Artesian Cancer Center of Shawnee
Attitudes Salon
Avonlea Cottages
Barber College
Benton Tax Service
Best Buy Eyeglasses
Best Friends Animal Hospital
Bo-Peep Child Care
Body Expressions Tan & Tone
Body Magic Styles & Spa
Briggs & Stratton Service Center
Broken Spring Upholstery
Brown & Sons Wrecker Service
Bryan Street Storage
Budget Inn
Budget Truck Rental
Building Blocks Child Development Center
Bunk's Gas Station
C-3 Auto Electric & Garage
CARE Adult Day Center
Carter Healthcare

Mom and Pop Establishments

Service Related

Central Disposal Recycling Station
Central Disposal Transfer Station
Check Into Cash
Chiropractic Healthcare Center
Christain Counseling, PLLC
Classique Hair Designs
Coffman Interior Design
Coiffures by Dennis
Collision Works
Colonial Finance
Communication Services
Computer Hospital
Computer Masters
Continental Credit
Convington Credit
Cornerstone Chirporactic
Country Companies Insurance
Courtesy Loans
Crain's Muscle World Limited
Cricket Wireless
Cubby's Closet's Self Storage
D & L Tire& Automotive Service
D & R Body Shop
Dan Marker Counseling Center
David's Automotive
DaVita Dialysis
Dazzle Hair Salon
Dead Ringer Tatto & Piercing
Decocrete
Del Plaza Barbery
DEMCO Printing
Designs Flowers & Gifts
Direct Colors
Dogwood Veterinary Clinic
Elements Salon
Elements Spa
Express Loans
Express Professional Services
Express Tax
Faith Bookkeeping and Tax Service
Family Healthcare
Fast Care Medical Clinic
Ferron's Chiropractic
Finley & Cook CPA
Finley Cleaners

Mom and Pop Establishments

Service Related

First Advantage Bail Bonds
First American Cash Advance
First American Title & Trust Co.
First Baptist Church Daycare
First Steps Early Learning Center
Fitness Xpress 24
Ford Insurance
Fosters Propane Service
Four Paws Pet Salon
Freceus Medical Care
Fred's Tire & Battery
Freedom Personnel
Gateway to Prevention & Recovery
George's Tires
Gibson, Reynolds & Blakemore PC CPA
Glo Press
GM Kirby Tax Service
GO Computers
Graves Floral
Great Plains Graphics
Greg Rogers Electrical Services
Griner Dave Brake & Front End Service
Groomingdales
H & H Radiator
H & R Block
Harrison Self Storage
Hasbel Pest Control
Haskell Lemon Construction Co.
HBH Mortgage Group
Healing Touch Massage
Healthback Home Health of Shawnee
Healthcare Solutions
Heartland Home Healthcare
Heartland Hypnosis
Henson Insurance
Hertz Rent-a-car
High Noon Tanning
Highland Laundry
Hollywood Video
Hometowne Tax Prep & Accounting
Honda MotorSports
Income Tax Prep
J's Muffler Shop & More
Jerry matthews Rental Properties
Jerry's Paint Repair & Auto Sales

Mom and Pop Establishments

Service Related

John H Patterson, Architect
John's Auto Body & Wheel Aligning
John's Shoe & Boot Repair
Jujitsu Tae Kwon Do
Keen Starters & Alternators
Ken's Paint & Body
Kids R Us Childcare Facility
Kip and Nanny's Smoke Shop
KIRC Real Country 105.9
Kizzia Heat & Air
L & L Customer Interiors
Lamar Industries
Langley Management
Legacy Park
Liberty Income Tax
Lifeback Chiropractic
Lifecare Home Health
Linda's Hair Designs
Linn Energy
Lolly'z Hair Salon
Love's Nails
Loving Care In-Home Health Services
Lucky U Realtors
M & M Plumbing Co.
MacArthur Self Storage
Manpower
Martial Arts Studio
Mayes Home Health
MC Hair & Beauty
McBride Clinic
McLeod's Self Storage
McSpadden Bookbindery
Medi-Serv
Midwest Stone
Midwestern Loans
Midwestern Tax Service
Mind Body and Fitness
Mini-Storage
My Dentist
Nail Spa
National Check Cash
Ocean Dental
Oklahoma Cash Loans
OverHaulin' Beauty Shop
Oxygen of Oklahoma

Mom and Pop Establishments

Service Related

Patterson Architecture
Payday Loans
Pinecliff Printers
Pioneer Rental
Pottawatomie County Realty
Precision Physical Therapy
Preferred Management
Pro Care Hearing Aid Center
Propane Service
Prosthetic Designs of Oklahoma
Prudential
Quality Home Medical
R & B Tile
Razzel Dazzel Studio
Red Rock Behavioral Health Services
Richard's Drug
Rock Island Key & Lock Shop
Ron's Barber Shop
Roy Reece Tile
Rural Area Counseling
SCL Photography
Security Finance
Select Janitor Supply
Shawnee Animal Hospital
Shawnee Beauty College
Shawnee Cleaners & Laundry
Shawnee CTV
Shawnee Finance
Shawnee Foot & Ankle Clinic
Shawnee Learning Center
Shawnee Medical Center Clinic
Shawnee North Tag Agency
Shawnee Physical Therapy
Shawnee Pittstop
Shawnee Self Storage
Shawnee Tax & Accounting Services
Shawnee Travel
Shirley's Dog Grooming
Signs USA
SimplYou Day Spa
Smart Money Network
SMCC Family Medicine
Smile Family Dentistry
Sooner Street Driving School
Southwest Orthopedic

Mom and Pop Establishments

Service Related

Star Security Storage
Styles by Expressions
Sun Loans
Sunbelt Credit
Sunbelt Heating & Air Conditioning
Superior Securitiy
Tangles Salon
Tanquility
Tansmania
Taylor Insurance
Tech Rescue
The Beauty Box
The Computer Hospital
The Cottage Hair Salon
The Cut-N_Up Hair Salon
The Grinning Dog Bath House
The Kneaded Body
The Medicine Shoppe
The Specialty Clinic at Unity
The Surgery Center at Unity
Tim's All Metal Recycling
Tip Top Barber Shop
Tom Flora Photography
Tower Loans
Troon Circle Senior Housing
Twice the Ice
United Optical
Uptown Styling Salon
Vision Source
Waddel Chiropractic
Watkins Heating & Air Conditioning
Webbs Auto Glass
Weight Watchers
Weight Watchers
Wild West Tan & Tone
Wilson Brothers Carpet & Tile
Woody's Mini Storage
World Acceptance Corp.

Mom and Pop Establishments

Retail

ABC Resale Shop
Alisha Perkins Photography
Antique Mall
AT&T
B & M Firearms
Baptist's Athletic Supply
Batchelor's Hallmark & Wedding Shop
Battery Shop
Benn Lab
Best Buy Eyeglasses
Better Built Portable Buildings
Bibliotech Comics
Bicycle Shoppe
Blue Haven Pools
Book Barns of Oklahoma
Book Stall
Bradford Industrial Supply Corp.
Broadway Dance Expressions
Brooks Brothers
Brown Furniture Co.
Buddy's Rentals
Bustin Out Boutique
Canary Well Head Manufacturing
Candace's Lasting Impressions
Carnal Mind Tattoo Studio
Chisholm Trailers
CHS Home Medical Equipment
Cinderella's Closet
Circle D Pawn Shop
Clothing Shack
CMS Fluid Control
Concrete Depot
Concrete Specialist
Cooper's Pawn Shop
Cross Timbers Thrift Store
Crystal Clear Pools & Spas
Custom Drapes & Blinds
Custom Situationz
Direct Colors
Don's Copiers
Don's Plants
Elks BPOE Golf Shop
Ell's Jewelry
Eric's Pharmacy
Expressions

Mom and Pop Establishments

Retail

Extreme Inflatables
EZ Pawn
EZ Ship & Copy
Facets Jewelers
Factory Direct Mattresses and Furniture
Family Video
Farmer's Market
Flea Market
Fred's Tire & Battery
Fusion Affect Skate Shop
George's Tires
Glitz Dance Apparat
Good Earth Nutrition Center
Grace Dance Center
Green's Corner
Grissom Implement
Harrison Discount Pharmacy
Hartoon Jewelers
Hollywood Video
Home Medical Equipment
Honda MotorSports
House of Flowers
House of Health
In Vogue Consignment Shop
Independence Tobacco Shop
James Welding Supply and Rental Company
Joy's Hair Fashions-N-Boutique
Just Because
K & B Portable Buildings
Kickapoo Market Gas Station
Kirby Company
Lady Diana's Boutique
Lasting Impressions
Line X of Shawnee
Loco's
Lucky Charm Pawn Shop
Marquis Furniture Co.
Matco Tools
Mayme's Miss & Mrs
Memories in Glass
Memories N Glass Studio
Merle Norman Cosmetics
Midwest Stone Specialits
Music Unlimited
Natoma Smoke Shop

Mom and Pop Establishments

Retail

Nela's Furnishings
Nick's Nest
Norman Supply Co.
Norman Supply Company
Nutritional Supplement Store
Olde Owl Shoppe
OTS Energy Products Inc
Petopia
Pioneer Rental
PJ's Attic
Pond Pro Shop
Poodle Shop Pet Grooming
Pott. Co. Leather & Bike Accessories
Pott. Co. Office Supply
Pro Care Hearing Aid Center
Prosthetic Designs of Oklahoma
Quality Communications
RAC Rent-A-Center
Rave Sounds
Red Store Antiques
Reeve's Antiques and Things
S & S Feed Center
S & S Sports Wear
Scooters & More
Scott's Stop & Shop
Scotty's Dirt Bikes
Scrubbies Uniforms For Your Imagination
Sense of Charm
Serendipity Boutique
Shangrila Pools and Spas
Shawnee Bowl
Shawnee Feed Center
Shawnee Floral
Shawnee Floral & Gifts
Shawnee Glass Company
Shawnee Golf Center
Shawnee Iron Company
Shawnee Memorials Inc.
Shawnee Milling Co.
Shawnee Office Systems
Shawnee Party Supplies
Shawnee Trophy
Shepard's Menswear
Shylo Mattress Outlet
Silverleaf Furniture

Mom and Pop Establishments

Retail

Sooner Completions
Sooner Marble
Sooner Marble
SPS Footwear
SPS Footwear
State Beauty Supply
Sue's Sewing Shops
Suitable for Framng
SunMasters
Sweet Memories
T S & H Embroidery Advertising Specialties & Screen Printing
Tabes Archery & Pro Shop
Tener's Western Wear
The Gardens of Complete Landscape
The Tobacco Shack
Thrift Store
Tom Flora Photography
Trels New You Wigs
Uncommon Threads
Unity Health Center Gift Shop
Veteran's Resale/Auction
Video Conections
Vincent's Carpet
Virginia's Home Funishings
Wall's Carpet Warehouse
We Might Have It Lumber
Whispers Boutique

Mom and Pop Establishments Home - Business Improvements

All American Flooring

Bowlan Carpets

Decocrete

Direct Colors

Iron Tough Vinyl

Johnson Fence Co.

Prestige Manufactured Homes

R & B Tile

Seamless Aluminum Guttering

Sooner Marble

Mom and Pop Establishments

Miscellaneous

Affordable Precast
Astro Alarms LLC
BDC
City Church of Shawnee
CPA Technology Advisor
DSC
Fifth Element
Frontline Church
Grissom Implement
Growth Lines
Hooten Oil Co.
Hunzicker Brothers
Landes Engineering LLC & Associates
Langley Management Co, Inc.
Lewis Hembree Production Co.
LVI Environmental
MacArthur 66 Service
Monogram Construction
Oak Creek Homes
OK Structures
Oklahoma Industrial Construction Inc.
P K & Friends
Prestige Manufactured Homes
Rentzel Pump Manufacturing
Ritz Theatre
Shawnee Iron
South Central Industries Inc.
Woodmore's
Worco, Inc.

National / Regional Businesses Shawnee, Oklahoma

CATEGORY	NAME	QUANTITY	NATIONAL / REGIONAL
RESTAURANTS	Braum's	4	Regional
	Sonic	5	National
	McDonald's	3	National
	KFC	2	National
	Long John Silver's		National
	Taco Bell	2	National
	Domino's		National
	Arby's	2	National
	Pizza Hut	2	National
	Taco Tico		Regional
	Subway	2	National
	Carl's Jr.		National
	Golden Corral		National
	Denny's		National
	Wendy's		National
	Burger King		National
	Garfields		Regional
	Starbucks		National
	Popeye's		National
	Mazzio's		Regional
	IHOP		National
	Cracker Barrel		National
	McAlester's		National
	Chili's		National
	Red Lobster		National
	Taco Bueno		National
	Boomerang Diner	3	Regional
	Little Ceasar's		National
	Taco Mayo		
	Candyopolis		National
	Dippin' Dots		National
	Mrs. Fields Cookies		
	Santa Fe Cattle Company		
	Sbarro		
	Whataburger		National
	Buffalo Wild Wings		National

National / Regional Businesses Shawnee, Oklahoma

CATEGORY	NAME	QUANTITY	NATIONAL / REGIONAL
RETAILERS	Family Dollar	3	Regional ??
	Wal-Green's	2	National
	Beauty Co.		National
	Sherwin Williams		National
	Dollar General	3	National
	Super K Mart		National
	Homeland	2	Regional
	Merle Norman		National
	Golf USA		National
	Aaron's Rent to Own		National
	CATO		National
	Dollar Tree	2	Regional ??
	Radio Shack		National
	Game Stop	2	National
	Payless Shoe Source		National
	Super Wal-Mart		National
	Sally's Beauty Supply		National
	America's Mattress		Regional ??
	Lowe's		National
	Staples		National
	CVS Pharmacy		National
	Fastenal		
	Tractor Supply		Regional ??
	Tener's		Regional
	CD Warehouse		Regional
	Wonder Bread		National
	Hancock's Fabrics		National
	Locke's Supply		
	Stage		National
	Atwood's		Regional
	Big Lots		
	Drug Warehouse		Regional
	State Beauty Supply		
	Rent-A-Center Rental		Regional
	Sav-A-Lot		Regional
	Buford White's Ace Hardware		National

National / Regional Businesses Shawnee, Oklahoma

CATEGORY	NAME	QUANTITY	NATIONAL / REGIONAL
	Claire's		National
	Aeropostale		National
	The Buckle		National
	Hot Topic		National
	Old Navy		National
	PacSun		National
	Ross - Dress for Less		National
	Rue 21		National
	Christopher & Banks		National
	Maurice's		National
	Vanity		National
	Hibbett Sports		Regional
	J's Hallmark		National
	Waldenbooks		National
	Dillard's		National
	JCPenney's		National
	Sears		National
	Bath & Body Works		National
	GNC		National
	Gordon's Jewelers		National
	Zales Jewelers		National
	Foot Locker		National
	Journeys		National
	Play It Again Sports		Regional
	Kohl's		National
	US Cellular		National
<hr style="border-top: 1px dashed #006400;"/>			
AUTOMOTIVE	Sinclair	11	National
	Hibdon Tire		Regional
	O'Reilly's		National
	Advanced Auto Parts		National
	Shamrock		National
	Ford		National
	Kabota		National
	Cadillac		National
	GMC		National
	Chevrolet		National

National / Regional Businesses Shawnee, Oklahoma

CATEGORY	NAME	QUANTITY	NATIONAL / REGIONAL
	AutoMax Chrysler Jeep		Regional
	CarMart		Regional
	Philips 66	3	National
	Murphy's USA		National
	Circle K		National
	Shawnee Honda Motorsports		National
	Kwik Kar		
	Sehorn Yamaha		National
	Buick		National
	Love's Gas		National
	Conoco		National
	Shell	2	National
	Auto Zone		National
	Hertz Rent A Car		National
SERVICES	Jackson-Hewitt		National
	HR Block		National
	Enterprise Rent-a-car		National
	Farmer's Insurance		National
	BancFirst	3	Regional
	Alltel		National
	U-Haul		National
	IBC Bank		Regional
	Vision Bank		Regional
	State Farm	2 or 3	National
	Tinker Federal Credit Union		Regional
	Dolese		Regional
	Hertz Rent-a-car		National
	Arvest Bank	2	Regional
	US Cellular		National
	Hollywood Theatres		Regional
	Allstate Insurance		National
	Farm Bureau Insurance		Regional
	Super Cuts	2	National
	CITI Financial		National
	Shelter Insurance		
	First United Bank		Regional

National / Regional Businesses Shawnee, Oklahoma

CATEGORY	NAME	QUANTITY	NATIONAL / REGIONAL
	Mid-First Bank	2	Regional
	Carmike Theatres		Regional
	MasterCuts		National
	Regis Hairstylists		National
	Communication Services		Regional
	AT&T		
	T-Mobile		National
	Airgas		
	Check N Go		Regional

SIC Breakdown Top20 Highest Producing Funds

Yr	Code	Amount	Total
G5311: Department Stores			
2002		\$ 307,898.13	
2003		\$ 289,518.37	
2004		\$ 397,683.33	
2005		\$ 394,740.67	
2006		\$ 443,078.87	
2007		\$ 492,357.06	
2008		\$ 497,449.06	
2009		\$ 367,837.38	
2010		\$ 341,623.81	\$ 3,532,186.68
G5812: Eating Places			
2002		\$ 117,981.89	
2003		\$ 113,558.46	
2004		\$ 124,537.54	
2005		\$ 142,138.34	
2006		\$ 147,841.04	
2007		\$ 157,852.65	
2008		\$ 196,107.05	
2009		\$ 173,635.69	
2010		\$ 192,828.49	\$ 1,366,481.15
G5211: Lumber & Other Building Materials Dealer			
2002		\$ 99,313.76	
2003		\$ 107,452.27	
2004		\$ 96,623.04	
2005		\$ 111,707.34	
2006		\$ 105,411.37	
2007		\$ 116,993.88	
2008		\$ 110,891.01	
2009		\$ 101,018.35	
2010		\$ 113,762.54	\$ 963,173.56
G5411: Grocery Stores			
2002		\$ 112,691.72	
2003		\$ 91,638.69	
2004		\$ 63,560.08	
2005		\$ 62,558.11	
2006		\$ 66,406.56	
2007		\$ 67,170.69	
2008		\$ 57,010.72	
2009		\$ 55,220.55	
2010		\$ 58,471.97	\$ 634,729.09

SIC Breakdown Top20 Highest Producing Funds

Yr	Code	Amount	Total	
	G5399: General Merchandise Stores			Third Highest Producing Year
2002		\$ 43,267.82		Second Highest Producing Year
2003		\$ 40,550.55		Highest Producing Year
2004		\$ 39,091.24		
2005		\$ 44,826.35		
2006		\$ 49,212.19		
2007		\$ 53,017.98		
2008		\$ 46,269.85		
2009		\$ 44,212.25		
2010		\$ 34,948.91	\$ 395,397.14	

	E4911: Electric Companies & Systems			
2002		\$ 27,204.35		
2003		\$ 33,673.29		
2004		\$ 31,729.02		
2005		\$ 35,602.84		
2006		\$ 40,014.98		
2007		\$ 31,060.75		
2008		\$ 44,290.59		
2009		\$ 40,276.83		
2010		\$ 41,084.12	\$ 324,936.77	

	G5651: Family Clothing Stores			
2002		\$ 22,538.22		
2003		\$ 25,142.30		
2004		\$ 23,310.76		
2005		\$ 20,648.38		
2006		\$ 22,812.40		
2007		\$ 37,127.49		
2008		\$ 51,937.41		
2009		\$ 53,425.19		
2010		\$ 39,682.56	\$ 296,624.71	

	G5531: Auto & Home Supply Stores			
2010		\$ 31,808.28		
2009		\$ 31,628.44		
2007		\$ 30,810.73		
2008		\$ 28,129.13		
2006		\$ 26,084.47		
2002		\$ 25,928.62		
2005		\$ 24,924.18		
2004		\$ 21,710.57		
2003		\$ 19,869.45	\$ 240,893.87	

E4923: Natural Gas Transmission & Distribution

SIC Breakdown Top20 Highest Producing Funds

Yr	Code	Amount	Total	
2002		\$ 22,342.49		Third Highest Producing Year
2003		\$ 21,062.16		Second Highest Producing Year
2004		\$ 24,689.11		Highest Producing Year
2005		\$ 32,833.60		
2006		\$ 36,503.60		
2007		\$ 33,670.48		
2008		\$ 27,821.28		
2009		\$ 26,326.41		
2010		\$ 13,931.82	\$ 239,180.95	

E4813: Telephone Communications, Except RadioTelephone

2003	\$ 30,593.92	
2004	\$ 28,543.68	
2002	\$ 27,274.02	
2005	\$ 24,986.19	
2006	\$ 21,708.66	
2010	\$ 21,540.63	
2008	\$ 20,894.53	
2007	\$ 20,592.69	
2009	\$ 17,990.46	\$ 214,124.78

G5912: Drug Stores & Proprietary Stores

2002	\$ 19,998.07	
2003	\$ 21,578.84	
2004	\$ 27,372.27	
2005	\$ 20,355.27	
2006	\$ 19,903.08	
2007	\$ 22,091.82	
2008	\$ 23,733.04	
2009	\$ 25,221.82	
2010	\$ 22,076.71	\$ 202,330.92

E4812: RadioTelephone Communications

2002	\$ 12,599.26	
2003	\$ 12,139.68	
2004	\$ 12,312.23	
2005	\$ 16,454.39	
2006	\$ 23,049.29	
2007	\$ 24,816.58	
2008	\$ 25,218.75	
2009	\$ 28,018.03	
2010	\$ 26,428.31	\$ 181,036.52

G5712: Furniture Stores

2002	\$ 17,220.41
------	--------------

SIC Breakdown
Top20 Highest Producing Funds

Yr	Code	Amount	Total
2003		\$ 18,689.35	
2004		\$ 17,978.72	
2005		\$ 16,249.75	
2006		\$ 19,932.74	
2007		\$ 17,676.11	
2008		\$ 25,754.12	
2009		\$ 18,164.63	
2010		\$ 15,645.42	\$ 167,311.25

G5944: Jewelry Stores

2002	\$ 17,851.43	
2003	\$ 19,072.32	
2004	\$ 17,141.19	
2005	\$ 15,790.53	
2006	\$ 18,369.56	
2007	\$ 15,587.13	
2008	\$ 11,894.47	
2009	\$ 14,301.32	
2010	\$ 7,155.63	\$ 137,163.58

I7011 Hotels and Motels

2010	\$ 22,182.70	
2007	\$ 18,461.93	
2008	\$ 16,185.16	
2006	\$ 15,945.26	
2009	\$ 15,126.76	
2005	\$ 10,478.35	
2003	\$ 10,445.32	
2004	\$ 10,360.68	
2002	\$ 9,387.60	\$ 128,573.76

G5999: Miscellaneous Retail Stores, NEC

2002	\$ 11,510.34	
2003	\$ 10,185.59	
2004	\$ 9,303.47	
2005	\$ 14,012.71	
2006	\$ 17,291.51	
2007	\$ 18,715.21	
2008	\$ 18,718.12	
2009	\$ 14,912.68	
2010	\$ 10,119.99	\$ 124,769.62

F5074: Plumbing & Heating Equipment & Supplies (Hydronics)

2002	\$ 8,150.48
2003	\$ 11,149.46

SIC Breakdown Top20 Highest Producing Funds

Yr	Code	Amount	Total
2004		\$ 13,989.89	
2005		\$ 16,250.09	
2006		\$ 15,001.32	
2007		\$ 10,556.47	
2008		\$ 14,568.92	
2009		\$ 10,936.83	
2010		\$ 14,106.91	\$ 114,710.37

G5943: Stationery Stores

2002		\$ 13,463.38	
2003		\$ 10,815.32	
2004		\$ 11,517.61	
2005		\$ 13,099.24	
2006		\$ 13,957.44	
2007		\$ 15,195.15	
2008		\$ 13,748.06	
2009		\$ 12,629.85	
2010		\$ 9,735.42	\$ 114,161.47

G5731: Radio, Television, & Consumer Electronics Stores

2002		\$ 6,201.95	
2003		\$ 3,568.81	
2004		\$ 7,671.18	
2005		\$ 9,957.53	
2006		\$ 10,924.72	
2007		\$ 24,676.18	
2008		\$ 16,701.49	
2009		\$ 15,602.69	
2010		\$ 10,954.40	\$ 106,258.95

F5039: Construction Materials, NEC

2002		\$ 92.79	
2003		\$ 6.22	
2004		\$ 11,419.13	
2005		\$ 10,614.45	
2006		\$ 9,988.44	
2007		\$ 10,806.48	
2008		\$ 15,945.83	
2009		\$ 11,250.10	
2010		\$ 15,314.25	\$ 85,437.69

SIC Breakdown Combination Sheet by Year

Code	Description 2010	Amount
G5311	Department Stores	\$ 341,623.81
G5812	Eating Places	\$ 192,828.49
G5211	Lumber & Other Building Materials Dealer	\$ 113,762.54
G5411	Grocery Stores	\$ 58,471.97
E4911	Electric Companies & Systems	\$ 41,084.12
G5651	Family Clothing Stores	\$ 39,682.56
G5399	General Merchandise Stores	\$ 34,948.91
G5531	Auto & Home Supply Stores	\$ 31,808.28
E4812	RadioTelephone Communications	\$ 26,428.31
I7011	Hotels and Motels	\$ 22,182.70
G5912	Drug Stores & Proprietary Stores	\$ 22,076.71
E4813	Telephone Communications, Except RadioTelephone	\$ 21,540.63
G5734	Commuter & Computer Software Stores	\$ 17,593.87
G5712	Furniture Stores	\$ 15,645.42
F5039	Construction Materials, NEC	\$ 15,314.25
F5074	Plumbing & Heating Equipment & Supplies (Hydronics)	\$ 14,106.91
E4923	Natural Gas Transmission & Distribution	\$ 13,931.82
G5731	Radio, Television, & Consumer Electronics Stores	\$ 10,954.40
G5921	Liquor Stores	\$ 10,479.24
G5999	Miscellaneous Retail Stores, NEC	\$ 10,119.99
Total		\$ 1,054,584.93

SIC Breakdown Combination Sheet by Year

Code	Description 2010	Amount
G5943	Stationery Stores	\$ 9,735.42
G5944	Jewelry Stores	\$ 7,155.63
I7832	Motion Picture Theaters, Except Drive-In	\$ 5,924.14
G5661	Shoe Stores	\$ 5,877.93
F5032	Brick, Stone, & Related Construction Materials	\$ 5,839.72
I7359	Equipment Rental and Leasing, NEC	\$ 5,505.72
G5932	Used Merchandise Store	\$ 5,404.44
G5511	Motor Vehicle Dealers (New & Used)	\$ 5,195.97
G5621	Women's Ready-To-Wear Stores	\$ 5,114.93
K9999	Nonclassified Establishments	\$ 4,983.16
G5331	Variety Stores	\$ 4,902.00
F5083	Farm & Garden Machinery & Equipment	\$ 4,884.48
G5735	Record & Prerecorded Tape Stores	\$ 4,443.81
G5571	Motorcycle Dealers	\$ 4,412.12
G5722	Household Appliance Stores	\$ 4,380.02
G5713	Floor Covering Stores	\$ 4,228.00
G5941	Sporting Goods Stores & Bicycle Shops	\$ 4,072.59
F5084	Industrial Machinery & Equipment	\$ 4,060.43
G5231	Paint, Glass & Wallpaper Stores	\$ 3,694.70
F5087	Service Establishment Equipment & Supplies	\$ 3,620.72
G5699	Miscellaneous Apparel & Accessory Stores	\$ 3,568.80
F5085	Industrial Supplies	\$ 3,278.71
D2299	Textile Goods, Inc.	\$ 2,940.29
D3841	Surgical & Medical Instrmts & Apparatus	\$ 2,772.59
D3089	Plastics Products, NEC	\$ 2,739.13
I7389	Business Services, NEC	\$ 2,720.95
I7538	General Automotive Repair Shops	\$ 2,681.59
I7549	Automotive Services, Except Repair & Car Washes	\$ 2,439.29
G5947	Gift, Novelty & Souvenir Shops	\$ 2,419.14
G5949	Sewing, Needlework & Piece Goods Stores	\$ 2,377.97
G5813	Drinking Places	\$ 2,265.53
G5942	Book Stores	\$ 2,214.27
I7514	Passenger Car Rental	\$ 2,211.13
E4841	Cable and Other Pay Television Services	\$ 2,138.62
G5992	Florists	\$ 2,035.33
G5963	Direct Selling Establishments	\$ 2,033.57
D3273	Ready Mixed Concrete	\$ 1,990.69
G5499	Miscellaneous Food Stores	\$ 1,887.38
D3441	Fabricated Structural Metal	\$ 1,824.79
F5046	Commercial Equipment NEC	\$ 1,782.41
F5191	Farm Supplies	\$ 1,777.74
I7992	Public Golf Courses	\$ 1,694.42
I7933	Bowling Alleys	\$ 1,676.06
G5461	Retail Bakeries	\$ 1,652.69
F5063	Electrical Apparatus & eqmt, Wiring Supplies & Constr. Matl	\$ 1,592.46
I7221	Photographic Studios, Portrait	\$ 1,554.87

SIC Breakdown Combination Sheet by Year

Code	Description 2010	Amount
I7352	Medical Equipment Rental and Leasing	\$ 1,519.89
I7261	Funeral Service & Crematories	\$ 1,425.31
I7699	Repair Ships & Related Services, NEC	\$ 1,399.66
D2759	Commercial Printing, NEC	\$ 1,313.96
I7377	Computer Rental and Leasing	\$ 1,271.34
I7841	Video Tape Rental	\$ 1,246.61
F5013	Motor Vehicle Supplies and New Parts	\$ 1,225.99
D3533	Oil Field Machinery & Equipment	\$ 1,207.49
F5044	Office Equipment	\$ 1,196.30
I7353	Heavy Construction Equipment Rental & Leasing	\$ 1,157.50
F5047	Medical, Dental & Hospital Equipment & Supplies	\$ 1,111.12
F5172	Petrol & Petrol Products Wholesalers, Except Bulk Stations	\$ 1,062.82
I7335	Commercial Photography	\$ 1,027.48
I7513	Truck Rental & Leasing without Drivers	\$ 1,018.04
I7534	Tire Retreading & Repair Shops	\$ 1,000.63
F5169	Chemicals & Allied Products, NEC	\$ 988.61
G5632	Women's Accessory & Specialty Stores	\$ 940.03
F5112	Industrial & Personal Service Paper	\$ 879.48
G5611	Men's & Boy's Clothing & Furnishings Stores	\$ 837.15
F5065	Electronic Parts & Equipment NEC	\$ 800.58
G5541	Gasoline Service Stations	\$ 743.18
G5719	Miscellaneous Home Furnishings Stores	\$ 704.75
I7319	Advertising NEC	\$ 696.83
E4924	Natural Gas Distribution	\$ 695.93
F5072	Hardware	\$ 682.86
F5141	Packaged Frozen Foods	\$ 672.13
I7692	Welding Repair	\$ 646.05
I7213	Linen Supply	\$ 645.17
G5251	Hardware Stores	\$ 605.77
I7999	Amusement & Recreation Services, NEC	\$ 585.48
F5021	Furniture	\$ 574.26
G5962	Automatic Merchandising Machine Operators	\$ 572.16
F5049	Professional Equipment & Supplies, NEC	\$ 548.53
I8211	Elementary & Secondary Schools	\$ 527.53
F5099	Durable Goods NEC	\$ 522.32
F5122	Groceries, General Line	\$ 512.42
F5111	Stationery Supplies	\$ 498.32
I7299	Miscellaneous Personal Services	\$ 484.01
G5995	Optical Goods Stores	\$ 475.22
F5113	Drugs, Drug Proprietaries & Druggists' Sundries	\$ 463.56
F5075	Warm Air Heating & A/C Equipment & Supplies	\$ 450.16
D3281	Cut Stone & Stone Products	\$ 442.57
G5431	Fruit Stores & Vegetables Markets	\$ 405.66
D3851	Ophthalmic Goods	\$ 380.75
D3599	Industrial & Commercial Machinery & Equipment, NEC	\$ 379.73
D3993	Signs & Advertising Displays	\$ 361.16

SIC Breakdown Combination Sheet by Year

Code	Description 2010	Amount
G5441	Candy, Nut & Confectionery Stores	\$ 345.00
E4225	General Warehousing & Storage	\$ 323.44
F5082	Construction & Mining Machinery & Equipment Except Petroleum	\$ 287.59
G5261	Retail Nurseries, Lawn & Garden Supply Stores	\$ 270.01
G5736	Musical Instrument Stores	\$ 256.44
I7991	Physical Fitness Facilities	\$ 254.72
I7336	Commercial Art and Graphic Design	\$ 250.02
D3251	Brick & Structural Clay Tile	\$ 235.97
I7539	Automotive Repair Shops, NEC	\$ 222.89
D3448	Prefabricated Metal Bldgs & Components	\$ 201.74
I7231	Beauty Shops	\$ 201.59
I8042	Offices of Optometrists	\$ 195.57
F5142	Groceries & Related Products, NEC	\$ 185.48
I7382	Security Systems Services	\$ 180.86
D3823	Indl Instrmts for Measurement, Displ & Contr of Process Var	\$ 162.46
F5045	Computers & Computer Peripheral Equipment & Software	\$ 157.13
D2431	Millwork	\$ 156.46
I8999	Services, NEC	\$ 151.03
I7311	Advertising Agencies	\$ 151.01
D3949	Sporting & Athletic Goods, NEC	\$ 148.81
F5199	Nondurable Goods, Not Elsewhere Classifieds	\$ 142.71
D3231	Glass Products, Made of Purchased Glass	\$ 127.70
F5078	Refrigeration Equipment & Supplies	\$ 120.21
I7331	Direct Mail Advertising Services	\$ 113.46
F5014	Tires & Tubes	\$ 112.71
F5012	Automobile & Other Motor Vehicles	\$ 110.13
D3827	Optical Instruments and Lenses	\$ 109.68
D2086	Bottled & Canned Soft Drinks & Carbonated Waters	\$ 107.18
I7378	Computer Maintenance and Repair	\$ 104.55
G5993	Tobacco Stores and Stands	\$ 100.01
D3498	Fabricated Pipe & Fabricated Pipe Fittings	\$ 96.41
E4226	Special Warehousing & Storage, NEC	\$ 91.92
G5984	Liquefied Petroleum gas (Bottled Gas) Dealers	\$ 86.14
D3661	Telephone & Telegraph Apparatus	\$ 85.64
F5051	Metal Service Centers & Offices	\$ 84.83
D2452	Prefabricated Wood Bldgs & Components	\$ 82.53
G5945	Hobby, Toy & Game Shops	\$ 73.93
D2499	Wood Products, NEC	\$ 73.41
D3589	Service Industry Machines, NEC	\$ 72.47
I7384	Photofinishers Laboratories	\$ 69.64
G5961	Mail Order Houses	\$ 67.77
D3728	Aircraft Parts and Auxiliary Equipment, NEC	\$ 66.44
D3531	Construction Machinery & Equipment	\$ 65.64
I7334	Photocopying and Duplicating Services	\$ 64.74
D2326	Men's and Boy's Work Clothing	\$ 63.36
D2434	Wood Kitchen Cabinets	\$ 58.74

SIC Breakdown Combination Sheet by Year

Code	Description 2010	Amount
G5451	Dairy Products Stores	\$ 54.78
D2095	Roasted Coffee	\$ 50.35
G5641	Children's & Infants' Wear Stores	\$ 50.35
I7379	Computer Related Services, NEC	\$ 49.10
I7629	Electrical & Electronic Repair Shops NEC	\$ 45.91
D3714	Motor Vehicle Parts & Accessories	\$ 45.58
I7211	Power Laundries, Family & Commercial	\$ 41.47
I7532	Top, Body & Upholstery Repair Shops & Paint Shops	\$ 41.21
D2754	Commercial Printing, Gravure	\$ 40.10
I7312	Outdoor Advertising Services	\$ 38.91
I7218	Industrial Launderers	\$ 36.12
D2677	Envelopes	\$ 34.73
D2023	Condensed & Evaporated Milk	\$ 32.26
F5088	Transportation Equipment & Supplies, Except Motor Vehicles	\$ 29.59
H6159	Miscellaneous Business Credit Institutions	\$ 27.12
F5023	Home Furnishings	\$ 26.61
G5599	Automotive Dealers, NEC	\$ 24.83
I8641	Civic, Social & Fraternal Associations	\$ 24.56
D2879	Pesticides & Agricultural Chemicals NEC	\$ 23.88
G5948	Luggage & Leather Goods Stores	\$ 22.07
F5048	Ophthalmic Goods	\$ 21.92
I7373	Computer Integrated Systems Designs	\$ 21.38
D3321	Gray Iron Foundries	\$ 20.75
G5994	News Dealers & Newsstands	\$ 20.24
G5421	Meat & Fish (Seafood) Markets Including Freezer Provisionary	\$ 20.23
I8231	Libraries & Information Centers	\$ 19.16
D2099	Food Preparations, NEC	\$ 18.86
F5031	Lumber, Plywood, Millwork, and Wood Panels	\$ 17.53
D3669	Communications Equipment, NEC	\$ 16.93
C1711	Plumbing, Heating (Except Electric) & Air Conditioning	\$ 16.07
H6282	Investment Advice	\$ 16.00
C1731	Electrical Work	\$ 15.27
I8041	Offices of Chiropractors	\$ 14.96
D3253	Ceramic Wall & Floor Tile	\$ 13.77
A0742	Veterinary Services for Animal Specialties	\$ 13.14
I7537	Automotive Transmission Repair Shops	\$ 12.78
D3999	Manufacturing Industries, NEC	\$ 12.57
D2542	Office/Store Fixtures Partitions/Shelving/Lockers Except Wood	\$ 12.09
D2111	Cigarettes	\$ 11.32
D3663	Radio & Television Broadcasting & Communications Equipment	\$ 10.00
D3825	Instrmts for Measuring & Testing of Electricity & Elec Signa	\$ 9.65
I8743	Public Relations Services	\$ 9.53
I7374	Data Processing Services	\$ 9.33
D3842	Orthopedic, Prosthetics & Surgical Appliances & Supplies	\$ 9.18
I8071	Medical Laboratories	\$ 8.95
E4513	Air Courier Services	\$ 8.35

SIC Breakdown Combination Sheet by Year

Code	Description 2010	Amount
D2869	Industrial Organic Chemicals, NEC	\$ 7.66
F5091	Sporting & Recreational Goods & Supplies	\$ 7.48
H6153	Short-Term Business Credit Institutions	\$ 6.67
D2392	House furnishing, except Curtains and Draperies	\$ 6.62
D2813	Industrial Gases	\$ 6.56
H6211	Security Brokers, Dealers & Flotation's Co's	\$ 5.42
I8742	Management Consulting Services	\$ 5.35
E4783	Packing & Crating	\$ 5.00
D2833	Medicinal Chemicals & Botanical Products	\$ 4.51
A0781	Landscape Counseling and Planning	\$ 4.26
I7536	Automotive Glass Replacement Shops	\$ 3.68
D2389	Apparel & Accessories, NEC	\$ 3.50
D3612	Power, Distribution & Specialty Transformers	\$ 2.71
D3965	Fasteners, Buttons, Needles and Pins	\$ 1.91
I8661	Religious Organizations	\$ 1.59
D3537	Industrial Trucks, Tractors, Trailers & Stackers	\$ 1.19
I7217	Carpet & Upholstery Cleaning	\$ 0.89
I8049	Offices of Health Practitioners, NEC	\$ 0.74
F5162	Plastics Material & Basic Forms & Shapes	\$ 0.66
F5033	Roofing, Siding, & Insulation Materials	\$ 0.51
D3431	Enameled Iron & Metal Sanitary Ware	\$ 0.41
I8072	Dental Laboratories	\$ 0.27
I7623	Refrigeration & A/C Service & Repair Shops	\$ (0.05)
B1389	Oil and Gas Field Services not Elsewhere Classified	\$ (0.61)
D3699	Electrical Machinery, Equipment & Supplies, NEC	\$ (3.19)
D3577	Computer Peripheral Equipment, NEC	\$ (6.15)
D3845	Electromedical & Electrotherapeutic Apparatus	\$ (6.73)
D3299	Nonmetallic Mineral Products, NEC	\$ (8.44)
G5714	Drapery, Curtain & Upholstery Stores	\$ (18.92)
D3272	Concrete Product, Except Block & Brick	\$ (27.10)
A0181	Ornamental Floriculture & Nursery Products	\$ (74.61)
D2741	Miscellaneous	\$ (81.75)
D2599	Furniture & Fixtures, NEC	\$ (101.82)
D3499	Fabricated Metal Products, NEC	\$ (569.99)
		\$ 1,260,185.67

SIC Breakdown Combination Sheet by Year

Code	Description 2009	Amount
G5311	Department Stores	\$ 367,837.38
G5812	Eating Places	\$ 173,635.69
G5211	Lumber & Other Building Materials Dealer	\$ 101,018.35
G5411	Grocery Stores	\$ 55,220.55
G5651	Family Clothing Stores	\$ 53,425.19
G5399	General Merchandise Stores	\$ 44,212.25
E4911	Electric Companies & Systems	\$ 40,276.83
G5531	Auto & Home Supply Stores	\$ 31,628.44
E4812	RadioTelephone Communications	\$ 28,018.03
E4923	Natural Gas Transmission & Distribution	\$ 26,326.41
G5912	Drug Stores & Proprietary Stores	\$ 25,221.82
G5712	Furniture Stores	\$ 18,164.63
E4813	Telephone Communications, Except RadioTelephone	\$ 17,990.46
I7359	Equipment Rental and Leasing, NEC	\$ 16,715.91
G5731	Radio, Television, & Consumer Electronics Stores	\$ 15,602.69
I7011	Hotels and Motels	\$ 15,126.76
G5999	Miscellaneous Retail Stores, NEC	\$ 14,912.68
G5944	Jewelry Stores	\$ 14,301.32
G5943	Stationery Stores	\$ 12,629.85
F5039	Construction Materials, NEC	\$ 11,250.10
		\$ 1,083,515.34

SIC Breakdown Combination Sheet by Year

Code	Description 2009	Amount
F5074	Plumbing & Heating Equipment & Supplies (Hydronics)	\$ 10,936.83
G5921	Liquor Stores	\$ 9,924.15
G5621	Women's Ready-To-Wear Stores	\$ 7,328.13
I7832	Motion Picture Theaters, Except Drive-In	\$ 7,011.05
G5661	Shoe Stores	\$ 6,785.59
G5932	Used Merchandise Store	\$ 6,732.72
D3841	Surgical & Medical Instrmnts & Apparatus	\$ 6,189.32
G5942	Book Stores	\$ 6,134.94
F5083	Farm & Garden Machinery & Equipment	\$ 5,554.87
G5231	Paint, Glass & Wallpaper Stores	\$ 4,977.35
G5699	Miscellaneous Apparel & Accessory Stores	\$ 4,807.01
G5941	Sporting Goods Stores & Bicycle Shops	\$ 4,368.96
D3533	Oil Field Machinery & Equipment	\$ 4,275.38
F5085	Industrial Supplies	\$ 4,146.17
G5947	Gift, Novelty & Souvenir Shops	\$ 3,772.97
G5511	Motor Vehicle Dealers (New & Used)	\$ 3,755.00
F5084	Industrial Machinery & Equipment	\$ 3,623.12
G5722	Household Appliance Stores	\$ 3,604.15
F5047	Medical, Dental & Hospital Equipment & Supplies	\$ 3,589.85
F5087	Service Establishment Equipment & Supplies	\$ 3,508.39
D2299	Textile Goods, Inc.	\$ 3,392.84
G5571	Motorcycle Dealers	\$ 3,270.95
G5735	Record & Prerecorded Tape Stores	\$ 3,139.04
F5032	Brick, Stone, & Related Construction Materials	\$ 3,072.72
G5734	Commuter & Computer Software Stores	\$ 2,975.08
I7841	Video Tape Rental	\$ 2,908.82
G5949	Sewing, Needlework & Piece Goods Stores	\$ 2,907.35
G5251	Hardware Stores	\$ 2,720.62
F5013	Motor Vehicle Supplies and New Parts	\$ 2,706.23
I7261	Funeral Service & Crematories	\$ 2,495.87
G5499	Miscellaneous Food Stores	\$ 2,397.45
F5142	Packaged Frozen Foods	\$ 2,281.87
I7538	General Automotive Repair Shops	\$ 2,271.88
I7549	Automotive Services, Except Repair & Car Washes	\$ 2,267.37
G5713	Floor Covering Stores	\$ 2,143.17
K9999	Nonclassified Establishments	\$ 2,139.11
D3089	Plastics Products, NEC	\$ 2,078.62
F5191	Farm Supplies	\$ 2,054.11
G5813	Drinking Places	\$ 1,830.63
F5046	Commercial Equipment NEC	\$ 1,808.60
I7514	Passenger Car Rental	\$ 1,796.71
I7992	Public Golf Courses	\$ 1,731.29
E4841	Cable and Other Pay Television Services	\$ 1,717.54
G5992	Florists	\$ 1,678.83
I7933	Bowling Alleys	\$ 1,630.68
G5963	Direct Selling Establishments	\$ 1,624.55

SIC Breakdown Combination Sheet by Year

Code	Description 2009	Amount
G5461	Retail Bakeries	\$ 1,565.37
D2759	Commercial Printing, NEC	\$ 1,440.24
I7221	Photographic Studios, Portrait	\$ 1,439.38
E4924	Natural Gas Distribution	\$ 1,413.32
G5632	Women's Accessory & Specialty Stores	\$ 1,399.59
I7377	Computer Rental and Leasing	\$ 1,263.58
G5611	Men's & Boy's Clothing & Furnishings Stores	\$ 1,235.18
I7699	Repair Ships & Related Services, NEC	\$ 1,168.18
I7389	Business Services, NEC	\$ 1,028.00
I7534	Tire Retreading & Repair Shops	\$ 1,003.58
I7353	Heavy Construction Equipment Rental & Leasing	\$ 912.85
F5044	Office Equipment	\$ 857.53
D3273	Ready Mixed Concrete	\$ 839.08
I7692	Welding Repair	\$ 839.01
F5141	Groceries, General Line	\$ 788.34
F5169	Chemicals & Allied Products, NEC	\$ 724.67
F5113	Industrial & Personal Service Paper	\$ 638.81
G5541	Gasoline Service Stations	\$ 633.09
F5065	Electronic Parts & Equipment NEC	\$ 625.78
I7352	Medical Equipment Rental and Leasing	\$ 604.37
I7335	Commercial Photography	\$ 576.87
I7319	Advertising NEC	\$ 552.08
F5122	Drugs, Drug Proprietaries & Druggists' Sundries	\$ 528.60
G5719	Miscellaneous Home Furnishings Stores	\$ 521.48
I8211	Elementary & Secondary Schools	\$ 519.52
D3851	Ophthalmic Goods	\$ 488.52
I7513	Truck Rental & Leasing without Drivers	\$ 483.51
I7213	Linen Supply	\$ 449.62
G5441	Candy, Nut & Confectionery Stores	\$ 447.89
G5736	Musical Instrument Stores	\$ 419.35
I7336	Commercial Art and Graphic Design	\$ 418.78
G5962	Automatic Merchandising Machine Operators	\$ 407.92
I7299	Miscellaneous Personal Services	\$ 407.37
I7382	Security Systems Services	\$ 396.29
G5945	Hobby, Toy & Game Shops	\$ 392.67
F5051	Metal Service Centers & Offices	\$ 390.37
F5099	Durable Goods NEC	\$ 380.14
D2431	Millwork	\$ 364.70
G5261	Retail Nurseries, Lawn & Garden Supply Stores	\$ 359.93
G5995	Optical Goods Stores	\$ 342.96
I8042	Offices of Optometrists	\$ 327.26
D2086	Bottled & Canned Soft Drinks & Carbonated Waters	\$ 309.01
F5049	Professional Equipment & Supplies, NEC	\$ 305.14
G5431	Fruit Stores & Vegetables Markets	\$ 296.85
E4225	General Warehousing & Storage	\$ 271.41
D3496	Miscellaneous Fabricated Wire Products	\$ 241.40

SIC Breakdown Combination Sheet by Year

Code	Description	Amount
2009		
F5172	Petrol & Petrol Products Wholesalers, Except Bulk Stations	\$ 230.84
I7991	Physical Fitness Facilities	\$ 215.85
I7539	Automotive Repair Shops, NEC	\$ 211.78
D3499	Fabricated Metal Products, NEC	\$ 201.04
D2542	Office/Store Fixtures Partitions/Shelving/Lockers Except Wood	\$ 200.99
D3728	Aircraft Parts and Auxiliary Equipment, NEC	\$ 193.22
G5984	Liquefied Petroleum gas (Bottled Gas) Dealers	\$ 191.32
I7384	Photofinishers Laboratories	\$ 186.68
I8999	Services, NEC	\$ 179.94
I8231	Libraries & Information Centers	\$ 170.13
F5063	Electrical Apparatus & eqmt, Wiring Supplies & Constr. Matl	\$ 163.76
D3645	Residential Electric Lighting Fixtures	\$ 160.53
H6159	Miscellaneous Business Credit Institutions	\$ 157.98
I7999	Amusement & Recreation Services, NEC	\$ 155.28
F5199	Nondurable Goods, Not Elsewhere Classifieds	\$ 155.25
E4226	Special Warehousing & Storage, NEC	\$ 153.65
D3827	Optical Instruments and Lenses	\$ 142.44
D3316	Cold Rolled Steel Sheet, Strip & Bars	\$ 138.71
I7231	Beauty Shops	\$ 134.73
I8412	Museums and Art Galleries	\$ 130.06
D3271	Concrete Block & Brick	\$ 126.13
F5149	Groceries & Related Products, NEC	\$ 121.59
D3714	Motor Vehicle Parts & Accessories	\$ 117.66
D3661	Telephone & Telegraph Apparatus	\$ 116.99
F5021	Furniture	\$ 112.52
G5421	Meat & Fish (Seafood) Markets Including Freezer Provisionary	\$ 107.91
I7331	Direct Mail Advertising Services	\$ 102.36
F5072	Hardware	\$ 98.96
D2326	Men's and Boy's Work Clothing	\$ 98.23
F5023	Home Furnishings	\$ 92.13
D2095	Roasted Coffee	\$ 91.32
D2499	Wood Products, NEC	\$ 85.06
D2754	Commercial Printing, Gravure	\$ 80.59
E4214	Local Trucking with Storage	\$ 78.23
I7537	Automotive Transmission Repair Shops	\$ 77.16
I7218	Industrial Launderers	\$ 64.83
G5993	Tobacco Stores and Stands	\$ 61.96
D3272	Concrete Product, Except Block & Brick	\$ 60.55
D3446	Architectural & Ornamental Metal Work	\$ 58.34
E4783	Packing & Crating	\$ 58.21
F5031	Lumber, Plywood, Millwork, and Wood Panels	\$ 47.78
G5451	Dairy Products Stores	\$ 47.66
G5641	Children's & Infants' Wear Stores	\$ 47.26
F5012	Automobile & Other Motor Vehicles	\$ 43.63
G5961	Mail Order Houses	\$ 43.60
D3448	Prefabricated Metal Bldgs & Components	\$ 42.60

SIC Breakdown Combination Sheet by Year

Code	Description 2009	Amount
G5599	Automotive Dealers, NEC	\$ 41.53
D2434	Wood Kitchen Cabinets	\$ 38.28
D2023	Condensed & Evaporated Milk	\$ 35.23
D3537	Industrial Trucks, Tractors, Trailers & Stackers	\$ 34.39
D3231	Glass Products, Made of Purchased Glass	\$ 33.12
I7532	Top, Body & Upholstery Repair Shops & Paint Shops	\$ 32.68
I7312	Outdoor Advertising Services	\$ 31.97
D2741	Miscellaneous	\$ 30.99
I7311	Advertising Agencies	\$ 30.55
I7536	Automotive Glass Replacement Shops	\$ 27.33
D3663	Radio and Television Broadcasting & Communications Equipment	\$ 26.83
F5082	Construction & Mining Machinery & Equipment Except Petroleum	\$ 26.15
D3699	Electrical Machinery, Equipment & Supplies, NEC	\$ 23.57
A0742	Veterinary Services for Animal Specialties	\$ 23.16
F5159	Farm-Product Raw Materials, NEC	\$ 21.94
D2813	Industrial Gases	\$ 20.73
I7378	Computer Maintenance and Repair	\$ 19.84
I8641	Civic, Social & Fraternal Associations	\$ 17.51
I7211	Power Laundries, Family & Commercial	\$ 16.78
D2448	Wood Pallets & Skids	\$ 16.31
I7334	Photocopying and Duplicating Services	\$ 16.14
D3669	Communications Equipment, NEC	\$ 15.27
I8041	Offices of Chiropractors	\$ 13.82
D3612	Power, Distribution & Specialty Transformers	\$ 13.58
D3999	Manufacturing Industries, NEC	\$ 13.28
H6153	Short-Term Business Credit Institutions	\$ 10.53
I8071	Medical Laboratories	\$ 10.02
G5994	News Dealers & Newsstands	\$ 9.20
G5948	Luggage & Leather Goods Stores	\$ 8.34
C1731	Electrical Work	\$ 6.46
F5092	Toys and Hobby Goods and Supplies	\$ 6.22
C1711	Plumbing, Heating (Except Electric) & Air Conditioning	\$ 4.33
D2869	Industrial Organic Chemicals, NEC	\$ 3.78
I7623	Refrigeration & A/C Service & Repair Shops	\$ 3.23
D3556	Food Products Machinery	\$ 2.85
F5064	Electrical Appliances, Television & Radio Sets	\$ 2.72
I7217	Carpet & Upholstery Cleaning	\$ 2.23
F5192	Books, Periodicals, and Newspapers	\$ 2.16
D2099	Food Preparations, NEC	\$ 2.08
D3965	Fasteners, Buttons, Needles and Pins	\$ 2.07
D3625	Relays and Industrial Controls	\$ 1.84
F5014	Tires & Tubes	\$ 1.79
D3577	Computer Peripheral Equipment, NEC	\$ 1.55
D3255	Clay Refractories	\$ 1.05
F5091	Sporting & Recreational Goods & Supplies	\$ 0.79
F5078	Refrigeration Equipment & Supplies	\$ 0.59

SIC Breakdown Combination Sheet by Year

Code	Description 2009	Amount
E4899	Communication Services, NEC	\$ 0.50
D3498	Fabricated Pipe & Fabricated Wire Products	\$ 0.47
I8049	Offices of Health Practitioners, NEC	\$ 0.44
D3579	Office Machines, NEC	\$ 0.34
G5714	Drapery, Curtain & Upholstery Stores	\$ 0.02
B1389	Oil and Gas Field Services not Elsewhere Classified	\$ (1.46)
D3555	Printing Trades Machinery & Equipment	\$ (2.16)
D3842	Orthopedic, Prosthetics & Surgical Appliances & Supplies	\$ (5.74)
I7379	Computer Related Services, NEC	\$ (6.15)
D3299	Nonmetallic Mineral Products, NEC	\$ (13.23)
F5075	Warm Air Heating & A/C Equipment & Supplies	\$ (13.84)
D2599	Furniture & Fixtures, NEC	\$ (14.61)
D2721	Periodicals: Publishing, Publishing & Printing	\$ (19.65)
H6141	Personal Credit Institutions	\$ (22.94)
D2677	Envelopes	\$ (24.04)
E4513	Air Courier Services	\$ (24.21)
I7629	Electrical & Electronic Repair Shops NEC	\$ (26.70)
D3949	Sporting & Athletic Goods, NEC	\$ (35.89)
F5033	Roofing, Siding, & Insulation Materials	\$ (38.81)
D3845	Electromedical & Electrotherapeutic Apparatus	\$ (60.44)
F5112	Stationery Supplies	\$ (61.31)
D3251	Brick & Structural Clay Tile	\$ (94.28)
D3281	Cut Stone & Stone Products	\$ (147.24)
D3993	Signs & Advertising Displays	\$ (206.58)
D3441	Fabricated Structural Metal	\$ (2,440.09)
		\$ 1,289,607.46

SIC Breakdown Combination Sheet by Year

Code	Description 2008	Amount
G5311	Department Stores	\$ 497,449.06
G5812	Eating Places	\$ 196,107.05
G5211	Lumber & Other Building Materials Dealer	\$ 110,891.01
G5411	Grocery Stores	\$ 57,010.72
G5651	Family Clothing Stores	\$ 51,937.41
G5399	General Merchandise Stores	\$ 46,269.85
E4911	Electric Companies & Systems	\$ 44,290.59
G5531	Auto & Home Supply Stores	\$ 28,129.13
E4923	Natural Gas Transmission & Distribution	\$ 27,821.28
G5712	Furniture Stores	\$ 25,754.12
E4812	RadioTelephone Communications	\$ 25,218.75
G5912	Drug Stores & Proprietary Stores	\$ 23,733.04
E4813	Telephone Communications, Except RadioTelephone	\$ 20,894.53
G5999	Miscellaneous Retail Stores, NEC	\$ 18,718.12
G5731	Radio, Television, & Consumer Electronics Stores	\$ 16,701.49
I7011	Hotels and Motels	\$ 16,185.16
F5039	Construction Materials, NEC	\$ 15,945.83
F5074	Plumbing & Heating Equipment & Supplies (Hydronics)	\$ 14,568.92
D3844	X-Ray Apparatus & Tubes & Related Irradiation Apparatus	\$ 14,208.92
G5943	Stationery Stores	\$ 13,748.06
		\$ 1,265,583.04

SIC Breakdown Combination Sheet by Year

Code	Description 2008	Amount
G5944	Jewelry Stores	\$ 11,894.47
G5921	Liquor Stores	\$ 10,451.17
G5661	Shoe Stores	\$ 8,759.30
F5032	Brick, Stone, & Related Construction Materials	\$ 8,514.96
G5734	Commuter & Computer Software Stores	\$ 8,264.37
I7359	Equipment Rental and Leasing, NEC	\$ 7,811.20
F5047	Medical, Dental & Hospital Equipment & Supplies	\$ 7,599.90
G5942	Book Stores	\$ 7,445.93
G5621	Women's Ready-To-Wear Stores	\$ 7,426.20
F5046	Commercial Equipment NEC	\$ 6,624.76
F5083	Farm & Garden Machinery & Equipment	\$ 6,400.79
G5511	Motor Vehicle Dealers (New & Used)	\$ 5,870.09
G5932	Used Merchandise Store	\$ 5,696.51
G5699	Miscellaneous Apparel & Accessory Stores	\$ 5,334.73
G5571	Motorcycle Dealers	\$ 5,164.72
G5722	Household Appliance Stores	\$ 4,923.57
D3441	Fabricated Structural Metal	\$ 4,734.02
G5947	Gift, Novelty & Souvenir Shops	\$ 4,397.17
F5085	Industrial Supplies	\$ 4,236.44
D3533	Oil Field Machinery & Equipment	\$ 4,063.14
G5941	Sporting Goods Stores & Bicycle Shops	\$ 3,951.92
I7841	Video Tape Rental	\$ 3,949.81
D2299	Textile Goods, Inc.	\$ 3,772.80
I7832	Motion Picture Theaters, Except Drive-In	\$ 3,597.51
F5087	Service Establishment Equipment & Supplies	\$ 3,572.00
G5735	Record & Prerecorded Tape Stores	\$ 3,291.81
G5231	Paint, Glass & Wallpaper Stores	\$ 3,035.25
D3841	Surgical & Medical Instrmts & Apparatus	\$ 2,806.42
G5949	Sewing, Needlework & Piece Goods Stores	\$ 2,731.73
F5084	Industrial Machinery & Equipment	\$ 2,704.73
I7221	Photographic Studios, Portrait	\$ 2,619.17
F5191	Farm Supplies	\$ 2,317.75
G5499	Miscellaneous Food Stores	\$ 2,266.13
I7538	General Automotive Repair Shops	\$ 2,248.98
F5169	Chemicals & Allied Products, NEC	\$ 2,101.47
I7549	Automotive Services, Except Repair & Car Washes	\$ 2,041.39
I7992	Public Golf Courses	\$ 1,869.12
G5461	Retail Bakeries	\$ 1,862.31
F5142	Packaged Frozen Foods	\$ 1,809.92
F5013	Motor Vehicle Supplies and New Parts	\$ 1,794.27
I7933	Bowling Alleys	\$ 1,794.04
G5632	Women's Accessory & Specialty Stores	\$ 1,612.60
G5992	Florists	\$ 1,594.85
G5251	Hardware Stores	\$ 1,576.85
E4841	Cable and Other Pay Television Services	\$ 1,462.45
G5611	Men's & Boy's Clothing & Furnishings Stores	\$ 1,460.60

SIC Breakdown Combination Sheet by Year

Code	Description 2008	Amount
K9999	Nonclassified Establishments	\$ 1,421.24
G5713	Floor Covering Stores	\$ 1,373.72
D2759	Commercial Printing, NEC	\$ 1,334.30
I7699	Repair Ships & Related Services, NEC	\$ 1,330.18
F5072	Hardware	\$ 1,300.71
E4924	Natural Gas Distribution	\$ 1,251.34
D3089	Plastics Products, NEC	\$ 1,243.09
I7514	Passenger Car Rental	\$ 1,210.19
I7261	Funeral Service & Crematories	\$ 1,203.94
G5813	Drinking Places	\$ 1,134.49
I7692	Welding Repair	\$ 971.63
F5113	Industrial & Personal Service Paper	\$ 926.70
I7335	Commercial Photography	\$ 925.54
F5172	Petrol & Petrol Products Wholesalers, Except Bulk Stations	\$ 910.91
I7377	Computer Rental and Leasing	\$ 881.02
F5044	Office Equipment	\$ 848.86
I7513	Truck Rental & Leasing without Drivers	\$ 769.89
F5091	Sporting & Recreational Goods & Supplies	\$ 746.72
D3851	Ophthalmic Goods	\$ 735.67
I7352	Medical Equipment Rental and Leasing	\$ 727.90
D3499	Fabricated Metal Products, NEC	\$ 676.76
G5541	Gasoline Service Stations	\$ 676.48
F5141	Groceries, General Line	\$ 671.75
G5962	Automatic Merchandising Machine Operators	\$ 588.34
D3993	Signs & Advertising Displays	\$ 575.58
I7389	Business Services, NEC	\$ 559.77
I7336	Commercial Art and Graphic Design	\$ 527.69
F5082	Construction & Mining Machinery & Equipment Except Petroleum	\$ 506.65
G5995	Optical Goods Stores	\$ 441.47
D3272	Concrete Product, Except Block & Brick	\$ 427.61
I7213	Linen Supply	\$ 426.07
G5963	Direct Selling Establishments	\$ 409.10
I7534	Tire Retreading & Repair Shops	\$ 406.37
F5021	Furniture	\$ 371.05
F5075	Warm Air Heating & A/C Equipment & Supplies	\$ 369.27
G5736	Musical Instrument Stores	\$ 357.82
I7299	Miscellaneous Personal Services	\$ 334.35
I8042	Offices of Optometrists	\$ 333.19
F5049	Professional Equipment & Supplies, NEC	\$ 331.37
G5719	Miscellaneous Home Furnishings Stores	\$ 330.95
F5051	Metal Service Centers & Offices	\$ 328.16
G5261	Retail Nurseries, Lawn & Garden Supply Stores	\$ 306.96
D3271	Concrete Block & Brick	\$ 305.32
I8211	Elementary & Secondary Schools	\$ 288.85
G5441	Candy, Nut & Confectionery Stores	\$ 280.93
F5122	Drugs, Drug Proprietaries & Druggists' Sundries	\$ 280.35

SIC Breakdown Combination Sheet by Year

Code	Description 2008	Amount
D3498	Fabricated Pipe & Fabricated Wire Products	\$ 278.22
D2086	Bottled & Canned Soft Drinks & Carbonated Waters	\$ 276.24
I7382	Security Systems Services	\$ 267.71
E4225	General Warehousing & Storage	\$ 259.72
I7991	Physical Fitness Facilities	\$ 249.86
I7539	Automotive Repair Shops, NEC	\$ 240.66
D3281	Cut Stone & Stone Products	\$ 226.50
D3316	Cold Rolled Steel Sheet, Strip & Bars	\$ 219.70
I7218	Industrial Launderers	\$ 205.38
F5112	Stationery Supplies	\$ 181.84
I7353	Heavy Construction Equipment Rental & Leasing	\$ 181.72
I7231	Beauty Shops	\$ 171.89
I7384	Photofinishers Laboratories	\$ 171.79
G5984	Liquefied Petroleum gas (Bottled Gas) Dealers	\$ 154.94
I7331	Direct Mail Advertising Services	\$ 147.91
D3255	Clay Refractories	\$ 142.97
D3273	Ready Mixed Concrete	\$ 141.82
F5094	Jewelry, Watches, Diamonds & Other Precious Stones	\$ 138.74
I8999	Services, NEC	\$ 137.63
D2326	Men's and Boy's Work Clothing	\$ 135.18
D2741	Miscellaneous	\$ 132.77
F5199	Nondurable Goods, Not Elsewhere Classifieds	\$ 125.16
D3299	Nonmetallic Mineral Products, NEC	\$ 123.25
F5065	Electronic Parts & Equipment NEC	\$ 122.48
F5149	Groceries & Related Products, NEC	\$ 120.82
D3827	Optical Instruments and Lenses	\$ 120.34
D3699	Electrical Machinery, Equipment & Supplies, NEC	\$ 118.83
I8412	Museums and Art Galleries	\$ 112.36
D2841	Soap & other Detergents Except Specialty Cleaners	\$ 99.33
D2448	Wood Pallets & Skids	\$ 86.78
D3661	Telephone & Telegraph Apparatus	\$ 86.55
B1475	Phosphate Rock	\$ 81.24
D2095	Roasted Coffee	\$ 76.42
G5421	Meat & Fish (Seafood) Markets Including Freezer Provisionary	\$ 76.15
I7537	Automotive Transmission Repair Shops	\$ 72.46
I7378	Computer Maintenance and Repair	\$ 68.03
D3663	Radio and Television Broadcasting & Communications Equipment	\$ 61.93
G5451	Dairy Products Stores	\$ 60.53
D3231	Glass Products, Made of Purchased Glass	\$ 58.77
I7629	Electrical & Electronic Repair Shops NEC	\$ 54.62
H6141	Personal Credit Institutions	\$ 53.31
G5993	Tobacco Stores and Stands	\$ 51.36
G5961	Mail Order Houses	\$ 46.53
F5012	Automobile & Other Motor Vehicles	\$ 45.48
I7999	Amusement & Recreation Services, NEC	\$ 43.32
D3561	Pumps & Pumping Equipment	\$ 42.25

SIC Breakdown Combination Sheet by Year

Code	Description 2008	Amount
D2084	Wines, Brandy & Brandy Spirits	\$ 40.66
D2023	Condensed & Evaporated Milk	\$ 39.71
E4899	Communications Services, NEC	\$ 38.63
H6159	Miscellaneous Business Credit Institutions	\$ 38.28
G5641	Children's & Infants' Wear Stores	\$ 34.12
G5945	Hobby, Toy & Game Shops	\$ 33.93
I7379	Computer Related Services, NEC	\$ 33.49
H6531	Agents, Brokers & Managers	\$ 29.76
I7334	Photocopying and Duplicating Services	\$ 27.66
I7312	Outdoor Advertising Services	\$ 27.43
D2541	Wood Office & Store Fixtures, Partitions, Shelving, & Locker	\$ 27.29
D3563	Air & Gas Compressors	\$ 25.25
I8231	Libraries & Information Centers	\$ 23.23
I8071	Medical Laboratories	\$ 22.19
G5994	News Dealers & Newsstands	\$ 22.12
G5331	Variety Stores	\$ 21.74
D2813	Industrial Gases	\$ 19.97
D3842	Orthopedic, Prosthetics & Surgical Appliances & Supplies	\$ 19.85
G5946	Camera & Photographic Supply Stores	\$ 19.61
D3536	Overhead Traveling Cranes, Hoists & Monorail System	\$ 19.24
I7515	Passenger Car Leasing	\$ 19.14
H6153	Short-Term Business Credit Institutions	\$ 18.87
D3531	Construction Machinery & Equipment	\$ 17.46
D3496	Miscellaneous Fabricated Wire Products	\$ 17.37
D3999	Manufacturing Industries, NEC	\$ 16.15
I7211	Power Laundries, Family & Commercial	\$ 15.39
F5064	Electrical Appliances, Television & Radio Sets	\$ 14.91
C1731	Electrical Work	\$ 13.80
D3448	Prefabricated Metal Bldgs & Components	\$ 13.73
G5948	Luggage & Leather Goods Stores	\$ 12.51
G5599	Automotive Dealers, NEC	\$ 12.46
A0742	Veterinary Services for Animal Specialties	\$ 9.58
D2677	Envelopes	\$ 8.77
E4783	Packing & Crating	\$ 8.29
D3253	Ceramic Wall & Floor Tile	\$ 8.16
D2389	Apparel & Accessories, NEC	\$ 7.68
E4513	Air Courier Services	\$ 6.57
D2752	Commercial Printing, Lithographic	\$ 6.48
D3579	Office Machines, NEC	\$ 6.19
D2542	Office/Store Fixtures Partitions/Shelving/Lockers Except Wood	\$ 4.55
G5551	Boat Dealers	\$ 4.39
I8748	Business Consulting Services, NEC	\$ 3.80
I7311	Advertising Agencies	\$ 3.31
D3578	Calculating and Accounting Machines, NEC	\$ 3.23
D3728	Aircraft Parts and Auxiliary Equipment, NEC	\$ 2.93
I7532	Top, Body & Upholstery Repair Shops & Paint Shops	\$ 2.86

SIC Breakdown Combination Sheet by Year

Code	Description 2008	Amount
I8049	Offices of Health Practitioners, NEC	\$ 2.20
I7623	Refrigeration & A/C Service & Repair Shops	\$ 2.07
I7217	Carpet & Upholstery Cleaning	\$ 1.99
I7342	Disinfecting & Exterminating Services	\$ 1.98
D3643	Current Carrying Wiring Devices	\$ 1.70
B1311	Crude Petroleum and Natural Gas	\$ 1.64
D3199	Leather Goods, NEC	\$ 1.59
H6211	Security Brokers, Dealers & Flotation's Co's	\$ 1.58
I8041	Offices of Chiropractors	\$ 1.49
I8099	Health & Allied Services, NEC	\$ 1.36
J9224	Fire Protection	\$ 0.74
D2011	Meat Packing Plants	\$ 0.67
D3825	Instrmts for Measuring & Testing of Electricity & Elec Signa	\$ 0.38
G5431	Fruit Stores & Vegetables Markets	\$ 0.21
D3569	General Industrial Machinery & Equipment, NEC	\$ 0.06
I7372	Prepackaged Software	\$ (0.01)
D3612	Power, Distribution & Specialty Transformers	\$ (0.33)
B1389	Oil and Gas Field Services not Elsewhere Classified	\$ (0.55)
F5023	Home Furnishings	\$ (1.11)
D3585	A/C & Warm Air Htng Eqmt & Commercial & Indl Refrig. Eqmt	\$ (1.44)
D2099	Food Preparations, NEC	\$ (2.10)
A0782	Lawn and Garden Services	\$ (7.97)
D3446	Architectural & Ornamental Metal Work	\$ (15.49)
D3577	Computer Peripheral Equipment, NEC	\$ (21.14)
G5714	Drapery, Curtain & Upholstery Stores	\$ (25.93)
F5014	Tires & Tubes	\$ (29.75)
D3949	Sporting & Athletic Goods, NEC	\$ (33.52)
F5031	Lumber, Plywood, Millwork, and Wood Panels	\$ (41.65)
D2499	Wood Products, NEC	\$ (47.03)
D2754	Commercial Printing, Gravure	\$ (56.12)
D3315	Steel Wire Drawing & Steel Nails & Spikes	\$ (56.35)
D2599	Furniture & Fixtures, NEC	\$ (64.59)
D3251	Brick & Structural Clay Tile	\$ (114.97)
D2431	Millwork	\$ (151.83)
F5063	Electrical Apparatus & eqmt, Wiring Supplies & Constr. Matl	\$ (202.22)
I7319	Advertising NEC	\$ (344.94)
F5099	Durable Goods NEC	\$ (873.75)
		\$ 1,502,223.71

SIC Breakdown Combination Sheet by Year

Code	Description 2007	Amount
G5311	Department Stores	\$ 492,357.06
G5812	Eating Places	\$ 157,852.65
G5211	Lumber & Other Building Materials Dealer	\$ 116,993.88
G5411	Grocery Stores	\$ 67,170.69
G5399	General Merchandise Stores	\$ 53,017.98
G5651	Family Clothing Stores	\$ 37,127.49
E4923	Natural Gas Transmission & Distribution	\$ 33,670.48
E4911	Electric Companies & Systems	\$ 31,060.75
G5531	Auto & Home Supply Stores	\$ 30,810.73
E4812	RadioTelephone Communications	\$ 24,816.58
G5731	Radio, Television, & Consumer Electronics Stores	\$ 24,676.18
G5912	Drug Stores & Proprietary Stores	\$ 22,091.82
E4813	Telephone Communications, Except RadioTelephone	\$ 20,592.69
G5999	Miscellaneous Retail Stores, NEC	\$ 18,715.21
I7011	Hotels and Motels	\$ 18,461.93
G5712	Furniture Stores	\$ 17,676.11
G5944	Jewelry Stores	\$ 15,587.13
G5943	Stationery Stores	\$ 15,195.15
C1731	Electrical Work	\$ 14,035.53
G5921	Liquor Stores	\$ 12,744.27
		\$ 1,224,654.31

SIC Breakdown Combination Sheet by Year

Code	Description 2007	Amount
F5039	Construction Materials, NEC	\$ 10,806.48
D3841	Surgical & Medical Instrmts & Apparatus	\$ 10,642.74
F5074	Plumbing & Heating Equipment & Supplies (Hydronics)	\$ 10,556.47
I7359	Equipment Rental and Leasing, NEC	\$ 9,055.71
G5661	Shoe Stores	\$ 8,461.73
G5734	Commuter & Computer Software Stores	\$ 7,991.59
G5621	Women's Ready-To-Wear Stores	\$ 7,151.63
F5085	Industrial Supplies	\$ 6,904.44
I7832	Motion Picture Theaters, Except Drive-In	\$ 6,820.03
G5511	Motor Vehicle Dealers (New & Used)	\$ 6,533.72
F5083	Farm & Garden Machinery & Equipment	\$ 6,257.61
F5032	Brick, Stone, & Related Construction Materials	\$ 6,203.69
G5722	Household Appliance Stores	\$ 6,150.31
G5571	Motorcycle Dealers	\$ 5,672.38
G5947	Gift, Novelty & Souvenir Shops	\$ 5,437.88
G5942	Book Stores	\$ 5,210.99
G5932	Used Merchandise Store	\$ 5,007.31
G5941	Sporting Goods Stores & Bicycle Shops	\$ 4,867.53
D3273	Ready Mixed Concrete	\$ 4,774.30
F5051	Metal Service Centers & Offices	\$ 4,269.28
I7841	Video Tape Rental	\$ 3,702.90
F5084	Industrial Machinery & Equipment	\$ 3,623.38
F5087	Service Establishment Equipment & Supplies	\$ 3,615.39
G5735	Record & Prerecorded Tape Stores	\$ 3,137.39
G5231	Paint, Glass & Wallpaper Stores	\$ 3,096.57
K9999	Nonclassified Establishments	\$ 3,084.89
G5713	Floor Covering Stores	\$ 2,950.76
G5949	Sewing, Needlework & Piece Goods Stores	\$ 2,804.97
D2299	Textile Goods, Inc.	\$ 2,777.26
G5699	Miscellaneous Apparel & Accessory Stores	\$ 2,541.20
F5047	Medical, Dental & Hospital Equipment & Supplies	\$ 2,466.34
I7377	Computer Rental and Leasing	\$ 2,344.53
G5499	Miscellaneous Food Stores	\$ 2,207.31
I7538	General Automotive Repair Shops	\$ 2,144.06
G5992	Florists	\$ 2,090.36
I7549	Automotive Services, Except Repair & Car Washes	\$ 1,984.90
F5072	Hardware	\$ 1,975.95
I7353	Heavy Construction Equipment Rental & Leasing	\$ 1,788.24
F5191	Farm Supplies	\$ 1,773.83
I7992	Public Golf Courses	\$ 1,717.45
I7261	Funeral Service & Crematories	\$ 1,698.72
G5461	Retail Bakeries	\$ 1,640.64
G5632	Women's Accessory & Specialty Stores	\$ 1,616.40
I7221	Photographic Studios, Portrait	\$ 1,572.96
I7514	Passenger Car Rental	\$ 1,555.74
G5611	Men's & Boy's Clothing & Furnishings Stores	\$ 1,451.68

SIC Breakdown Combination Sheet by Year

Code	Description 2007	Amount
D2759	Commercial Printing, NEC	\$ 1,423.33
F5044	Office Equipment	\$ 1,363.26
G5251	Hardware Stores	\$ 1,356.44
I7692	Welding Repair	\$ 1,329.97
I7933	Bowling Alleys	\$ 1,328.37
F5142	Packaged Frozen Foods	\$ 1,307.00
E4924	Natural Gas Distribution	\$ 1,289.20
F5065	Electronic Parts & Equipment NEC	\$ 1,249.89
F5013	Motor Vehicle Supplies and New Parts	\$ 1,061.20
I7352	Medical Equipment Rental and Leasing	\$ 1,021.92
F5112	Stationery Supplies	\$ 950.83
G5813	Drinking Places	\$ 946.94
F5141	Groceries, General Line	\$ 874.14
E4841	Cable and Other Pay Television Services	\$ 855.82
F5169	Chemicals & Allied Products, NEC	\$ 839.68
I7335	Commercial Photography	\$ 829.63
F5122	Drugs, Drug Proprietaries & Druggists' Sundries	\$ 807.50
G5945	Hobby, Toy & Game Shops	\$ 763.42
D3281	Cut Stone & Stone Products	\$ 741.22
F5113	Industrial & Personal Service Paper	\$ 728.95
I7299	Miscellaneous Personal Services	\$ 726.92
G5962	Automatic Merchandising Machine Operators	\$ 713.36
D3089	Plastics Products, NEC	\$ 694.01
G5541	Gasoline Service Stations	\$ 690.28
I7389	Business Services, NEC	\$ 686.11
D3851	Ophthalmic Goods	\$ 627.58
I7213	Linen Supply	\$ 609.80
F5049	Professional Equipment & Supplies, NEC	\$ 588.26
D3272	Concrete Product, Except Block & Brick	\$ 582.32
G5963	Direct Selling Establishments	\$ 572.10
I7513	Truck Rental & Leasing without Drivers	\$ 566.96
I7319	Advertising NEC	\$ 525.63
F5082	Construction & Mining Machinery & Equipment Except Petroleum	\$ 523.52
G5421	Meat & Fish (Seafood) Markets Including Freezer Provisionary	\$ 514.59
F5063	Electrical Apparatus & eqmt, Wiring Supplies & Constr. Matl	\$ 507.15
I7336	Commercial Art and Graphic Design	\$ 483.82
I8211	Elementary & Secondary Schools	\$ 483.66
D2086	Bottled & Canned Soft Drinks & Carbonated Waters	\$ 479.10
F5099	Durable Goods NEC	\$ 434.05
E4214	Local Trucking with Storage	\$ 425.52
D3084	Plastics Pipe	\$ 407.62
F5172	Petrol & Petrol Products Wholesalers, Except Bulk Stations	\$ 370.86
G5719	Miscellaneous Home Furnishings Stores	\$ 366.06
I7379	Computer Related Services, NEC	\$ 343.74
I8042	Offices of Optometrists	\$ 341.20
D3993	Signs & Advertising Displays	\$ 331.78

SIC Breakdown Combination Sheet by Year

Code	Description	Amount
	2007	
G5261	Retail Nurseries, Lawn & Garden Supply Stores	\$ 320.92
G5984	Liquefied Petroleum gas (Bottled Gas) Dealers	\$ 310.85
I7536	Automotive Glass Replacement Shops	\$ 302.13
G5736	Musical Instrument Stores	\$ 289.28
I7699	Repair Ships & Related Services, NEC	\$ 281.05
I7991	Physical Fitness Facilities	\$ 263.66
D3728	Aircraft Parts and Auxiliary Equipment, NEC	\$ 263.16
F5075	Warm Air Heating & A/C Equipment & Supplies	\$ 251.47
D3271	Concrete Block & Brick	\$ 241.21
G5599	Automotive Dealers, NEC	\$ 238.13
F5199	Nondurable Goods, Not Elsewhere Classifieds	\$ 235.47
G5441	Candy, Nut & Confectionery Stores	\$ 231.14
F5149	Groceries & Related Products, NEC	\$ 219.45
D2841	Soap & other Detergents Except Specialty Cleaners	\$ 215.91
E4225	General Warehousing & Storage	\$ 215.05
I7539	Automotive Repair Shops, NEC	\$ 212.54
D3299	Nonmetallic Mineral Products, NEC	\$ 190.93
D2813	Industrial Gases	\$ 184.93
I7331	Direct Mail Advertising Services	\$ 167.68
G5714	Drapery, Curtain & Upholstery Stores	\$ 165.22
G5995	Optical Goods Stores	\$ 163.97
D3661	Telephone & Telegraph Apparatus	\$ 158.90
F5094	Jewelry, Watches, Diamonds & Other Precious Stones	\$ 142.81
I7231	Beauty Shops	\$ 129.69
D2326	Men's and Boy's Work Clothing	\$ 127.88
I7382	Security Systems Services	\$ 102.17
G5451	Dairy Products Stores	\$ 99.60
I7911	Dance Halls, Studios & Schools	\$ 98.59
I7537	Automotive Transmission Repair Shops	\$ 97.95
F5048	Ophthalmic Goods	\$ 90.10
D2241	Narrow Fabrics & Other Smallwares Mills	\$ 88.56
G5993	Tobacco Stores and Stands	\$ 81.11
F5021	Furniture	\$ 78.08
G5961	Mail Order Houses	\$ 64.12
I7312	Outdoor Advertising Services	\$ 60.82
D2095	Roasted Coffee	\$ 57.24
I7218	Industrial Launderers	\$ 51.00
D3255	Clay Refractories	\$ 48.86
D3448	Prefabricated Metal Bldgs & Components	\$ 43.56
F5012	Automobile & Other Motor Vehicles	\$ 43.39
H6141	Personal Credit Institutions	\$ 41.86
D3231	Glass Products, Made of Purchased Glass	\$ 39.21
I7334	Photocopying and Duplicating Services	\$ 37.28
D3827	Optical Instruments and Lenses	\$ 37.18
D2448	Wood Pallets & Skids	\$ 34.49
D3699	Electrical Machinery, Equipment & Supplies, NEC	\$ 32.55

SIC Breakdown Combination Sheet by Year

Code	Description 2007	Amount
D2023	Condensed & Evaporated Milk	\$ 31.89
F5014	Tires & Tubes	\$ 31.47
G5331	Variety Stores	\$ 30.99
D3599	Industrial & Commercial Machinery & Equipment, NEC	\$ 29.63
H6153	Short-Term Business Credit Institutions	\$ 29.41
C1711	Plumbing, Heating (Except Electric) & Air Conditioning	\$ 28.68
D2677	Envelopes	\$ 28.52
I7999	Amusement & Recreation Services, NEC	\$ 27.55
D2389	Apparel & Accessories, NEC	\$ 26.72
I7629	Electrical & Electronic Repair Shops NEC	\$ 25.93
D2754	Commerical Printing, Gravure	\$ 24.60
D3531	Construction Machinery & Equipment	\$ 24.54
A0742	Veterinary Services for Animal Specialties	\$ 22.83
D2099	Food Preparations, NEC	\$ 22.41
I7217	Carpet & Upholstery Cleaning	\$ 21.29
D2711	Newspapers: Publishing, Publishing Printing	\$ 20.95
D3441	Fabricated Structural Metal	\$ 19.79
F5033	Roofing, Siding, & Insulation Materials	\$ 19.41
I7515	Passenger Car Leasing	\$ 19.18
I8071	Medical Laboratories	\$ 18.85
I7521	Automobile Parking	\$ 18.42
G5641	Children's & Infants' Wear Stores	\$ 18.25
D3325	Steel Foundries, NEC	\$ 16.79
I7532	Top, Body & Upholstery Repair Shops & Paint Shops	\$ 16.22
I8231	Libraries & Information Centers	\$ 14.64
I7534	Tire Retreading & Repair Shops	\$ 13.86
D3585	A/C & Warm Air Htng Eqmt & Commercial & Indl Refrig. Eqmt	\$ 13.18
G5994	News Dealers & Newsstands	\$ 11.78
D3842	Orthopedic, Prosthetics & Surgical Appliances & Supplies	\$ 11.55
D3663	Radio and Television Broadcasting & Communications Equipment	\$ 11.27
E4783	Packing & Crating	\$ 10.19
D3251	Brick & Structural Clay Tile	\$ 9.33
I7311	Advertising Agencies	\$ 9.11
I8099	Health & Allied Services, NEC	\$ 8.89
I7372	Prepackaged Software	\$ 8.38
D2077	Animal & Marine Fats & Oils	\$ 7.80
E4513	Air Courier Services	\$ 6.90
F5162	Plastics Material & Basic Forms & Shapes	\$ 6.64
D3315	Steel Wire Drawing & Steel Nails & Spikes	\$ 6.35
D2542	Office/Store Fixtures Partitions/Shelving/Lockers Except Wood	\$ 4.84
D3999	Manufacturing Industries, NEC	\$ 4.63
F5031	Lumber, Plywood, Millwork, and Wood Panels	\$ 4.41
D3579	Office Machines, NEC	\$ 4.25
D2731	Books: Publishing, Publishing & Printing	\$ 4.20
F5078	Refrigeration Equipment & Supplies	\$ 3.31
I8041	Offices of Chiropractors	\$ 2.34

SIC Breakdown Combination Sheet by Year

Code	Description 2007	Amount
D3199	Leather Goods, NEC	\$ 2.08
F5192	Books, Periodicals, and Newspapers	\$ 1.60
I7384	Photofinishers Laboratories	\$ 1.36
D3578	Calculating and Accounting Machines, NEC	\$ 0.75
E4899	Communications Services, NEC	\$ 0.50
F5131	Piece Goods, Notions & Other Dry Goods	\$ 0.35
I8299	Schools & Educational Services, NEC	\$ 0.07
D2834	Pharmaceutical Preparations	\$ 0.01
F5045	Computers & Computer Peripheral Equipment & Software	\$ 0.01
E4119	Local Passenger Transportation, NEC	\$ (0.01)
F5091	Sporting & Recreational Goods & Supplies	\$ (1.57)
I7623	Refrigeration & A/C Service & Repair Shops	\$ (1.65)
D2752	Commercial Printing, Lithographic	\$ (2.28)
D3253	Ceramic Wall & Floor Tile	\$ (3.25)
H6531	Agents, Brokers & Managers	\$ (4.66)
D2499	Wood Products, NEC	\$ (6.99)
D3845	Electromedical & Electrotherapeutic Apparatus	\$ (8.06)
A0782	Lawn and Garden Services	\$ (8.95)
D3081	Unsupported Plastics Film & Sheet	\$ (10.15)
D3669	Communications Equipment, NEC	\$ (10.20)
D3577	Computer Peripheral Equipment, NEC	\$ (11.50)
D2431	Millwork	\$ (15.51)
I8999	Services, NEC	\$ (15.64)
D2541	Wood Office & Store Fixtures, Partitions, Shelving, & Locker	\$ (20.20)
I7378	Computer Maintenance and Repair	\$ (26.37)
F5023	Home Furnishings	\$ (37.04)
D2741	Miscellaneous Publishing	\$ (43.21)
D3442	Metal Doors, Sash, Frames, Molding & Trim	\$ (43.40)
D3498	Fabricated Pipe & Fabricated Wire Products	\$ (48.06)
D2951	Paving Mixtures & Blocks	\$ (61.18)
D3559	Food Products Machinery	\$ (63.83)
D3949	Sporting & Athletic Goods, NEC	\$ (66.38)
D3446	Architectural & Ornamental Metal Work	\$ (113.71)
D2599	Furniture & Fixtures, NEC	\$ (132.29)
D3499	Fabricated Metal Products, NEC	\$ (157.89)
I8748	Business Consulting Services, NEC	\$ (229.75)
H6159	Miscellaneous Business Credit Institutions	\$ (271.88)
D3533	Oil Field Machinery & Equipment	\$ (521.50)
F5046	Commercial Equipment NEC	\$ (3,688.19)
		\$ 1,461,443.41

SIC Breakdown Combination Sheet by Year

Code	Description 2006	Amount
G5311	Department Stores	\$ 443,078.87
G5812	Eating Places	\$ 147,841.04
G5211	Lumber & Other Building Materials Dealer	\$ 105,411.37
G5411	Grocery Stores	\$ 66,406.56
G5399	General Merchandise Stores	\$ 49,212.19
E4911	Electric Companies & Systems	\$ 40,014.98
E4923	Natural Gas Transmission & Distribution	\$ 36,503.60
G5531	Auto & Home Supply Stores	\$ 26,084.47
E4812	RadioTelephone Communications	\$ 23,049.29
G5651	Family Clothing Stores	\$ 22,812.40
E4813	Telephone Communications, Except RadioTelephone	\$ 21,708.66
G5712	Furniture Stores	\$ 19,932.74
G5912	Drug Stores & Proprietary Stores	\$ 19,903.08
G5944	Jewelry Stores	\$ 18,369.56
F5047	Medical, Dental & Hospital Equipment & Supplies	\$ 17,656.96
G5999	Miscellaneous Retail Stores, NEC	\$ 17,291.51
I7011	Hotels and Motels	\$ 15,945.26
F5074	Plumbing & Heating Equipment & Supplies (Hydronics)	\$ 15,001.32
G5943	Stationery Stores	\$ 13,957.44
G5731	Radio, Television, & Consumer Electronics Stores	\$ 10,924.72
		\$ 1,131,106.02

SIC Breakdown Combination Sheet by Year

Code	Description 2006	Amount
F5039	Construction Materials, NEC	\$ 9,988.44
G5921	Liquor Stores	\$ 9,720.35
G5621	Women's Ready-To-Wear Stores	\$ 7,465.00
G5661	Shoe Stores	\$ 7,165.54
I7832	Motion Picture Theaters, Except Drive-In	\$ 6,681.94
I7359	Equipment Rental and Leasing, NEC	\$ 6,484.72
G5932	Used Merchandise Store	\$ 6,436.70
F5032	Brick, Stone, & Related Construction Materials	\$ 6,131.14
G5942	Book Stores	\$ 5,551.35
G5722	Household Appliance Stores	\$ 5,360.43
I7389	Business Services, NEC	\$ 5,006.17
F5087	Service Establishment Equipment & Supplies	\$ 4,832.59
F5084	Industrial Machinery & Equipment	\$ 4,700.29
G5947	Gift, Novelty & Souvenir Shops	\$ 4,602.42
D3273	Ready Mixed Concrete	\$ 4,469.20
I7841	Video Tape Rental	\$ 4,468.10
K9999	Nonclassified Establishments	\$ 4,370.14
D3841	Surgical & Medical Instrmts & Apparatus	\$ 4,201.55
G5511	Motor Vehicle Dealers (New & Used)	\$ 3,878.96
I7319	Advertising NEC	\$ 3,770.83
G5941	Sporting Goods Stores & Bicycle Shops	\$ 3,532.34
G5231	Paint, Glass & Wallpaper Stores	\$ 3,473.31
G5734	Commuter & Computer Software Stores	\$ 3,268.35
I7538	General Automotive Repair Shops	\$ 3,141.59
G5949	Sewing, Needlework & Piece Goods Stores	\$ 2,852.96
I7221	Photographic Studios, Portrait	\$ 2,718.99
G5713	Floor Covering Stores	\$ 2,708.61
D2299	Textile Goods, Inc.	\$ 2,614.68
G5992	Florists	\$ 2,566.21
I7549	Automotive Services, Except Repair & Car Washes	\$ 2,490.94
I7353	Heavy Construction Equipment Rental & Leasing	\$ 2,439.42
I7261	Funeral Service & Crematories	\$ 2,186.70
G5499	Miscellaneous Food Stores	\$ 2,021.56
F5065	Electronic Parts & Equipment NEC	\$ 1,945.30
G5461	Retail Bakeries	\$ 1,882.93
F5191	Farm Supplies	\$ 1,767.86
I7992	Public Golf Courses	\$ 1,759.90
G5611	Men's & Boy's Clothing & Furnishings Stores	\$ 1,716.69
G5571	Motorcycle Dealers	\$ 1,653.63
F5046	Commercial Equipment NEC	\$ 1,583.05
I7377	Computer Rental and Leasing	\$ 1,550.48
D3499	Fabricated Metal Products, NEC	\$ 1,549.39
G5735	Record & Prerecorded Tape Stores	\$ 1,536.64
D2759	Commercial Printing, NEC	\$ 1,513.97
I7514	Passenger Car Rental	\$ 1,508.94
G5632	Women's Accessory & Specialty Stores	\$ 1,380.96

SIC Breakdown Combination Sheet by Year

Code	Description 2006	Amount
F5085	Industrial Supplies	\$ 1,320.93
F5169	Chemicals & Allied Products, NEC	\$ 1,289.93
I7933	Bowling Alleys	\$ 1,284.55
D3993	Signs & Advertising Displays	\$ 1,244.05
D3272	Concrete Product, Except Block & Brick	\$ 1,148.98
F5013	Motor Vehicle Supplies and New Parts	\$ 1,131.78
G5813	Drinking Places	\$ 1,010.93
G5963	Direct Selling Establishments	\$ 984.66
F5072	Hardware	\$ 977.46
I7382	Security Systems Services	\$ 963.83
F5049	Professional Equipment & Supplies, NEC	\$ 957.84
I7336	Commercial Art and Graphic Design	\$ 940.13
I7513	Truck Rental & Leasing without Drivers	\$ 888.75
D3669	Communications Equipment, NEC	\$ 830.28
G5251	Hardware Stores	\$ 767.89
F5044	Office Equipment	\$ 754.46
I7335	Commercial Photography	\$ 730.24
D3253	Ceramic Wall & Floor Tile	\$ 722.80
I7352	Medical Equipment Rental and Leasing	\$ 683.16
G5699	Miscellaneous Apparel & Accessory Stores	\$ 676.64
F5142	Packaged Frozen Foods	\$ 623.00
I7699	Repair Ships & Related Services, NEC	\$ 622.83
I7692	Welding Repair	\$ 594.32
D3533	Oil Field Machinery & Equipment	\$ 587.03
I7299	Miscellaneous Personal Services	\$ 583.69
F5141	Groceries, General Line	\$ 573.41
F5172	Petrol & Petrol Products Wholesalers, Except Bulk Stations	\$ 572.89
F5122	Drugs, Drug Proprietaries & Druggists' Sundries	\$ 520.30
D2086	Bottled & Canned Soft Drinks & Carbonated Waters	\$ 519.02
D3498	Fabricated Pipe & Fabricated Pipe Fittings	\$ 513.69
C1791	Structural Steel Erection	\$ 485.55
I7213	Linen Supply	\$ 479.82
G5331	Variety Stores	\$ 467.56
G5541	Gasoline Service Stations	\$ 425.28
D3255	Clay Refractories	\$ 415.41
H6159	Miscellaneous Business Credit Institutions	\$ 411.43
D3089	Plastics Products, NEC	\$ 410.84
I7379	Computer Related Services, NEC	\$ 409.44
G5945	Hobby, Toy & Game Shops	\$ 389.06
G5961	Mail Order Houses	\$ 388.74
F5113	Industrial & Personal Service Paper	\$ 345.99
I7991	Physical Fitness Facilities	\$ 336.28
G5995	Optical Goods Stores	\$ 327.21
G5714	Drapery, Curtain & Upholstery Stores	\$ 325.76
F5063	Electrical Apparatus & eqmt, Wiring Supplies & Constr. Matl	\$ 308.69
H6351	Surety Co's	\$ 302.49

SIC Breakdown Combination Sheet by Year

Code	Description 2006	Amount
G5984	Liquefied Petroleum gas (Bottled Gas) Dealers	\$ 300.17
G5736	Musical Instrument Stores	\$ 298.51
E4841	Cable and Other Pay Television Services	\$ 286.80
G5261	Retail Nurseries, Lawn & Garden Supply Stores	\$ 277.32
F5033	Roofing, Siding, & Insulation Materials	\$ 273.64
E4225	General Warehousing & Storage	\$ 259.87
I8211	Elementary & Secondary Schools	\$ 256.24
F5112	Stationery Supplies	\$ 254.32
D3281	Cut Stone & Stone Products	\$ 253.07
F5091	Sporting & Recreational Goods & Supplies	\$ 239.26
E4924	Natural Gas Distribution	\$ 225.39
F5099	Durable Goods NEC	\$ 216.34
D2841	Soap & other Detergents Except Specialty Cleaners	\$ 211.69
I8042	Offices of Optometrists	\$ 211.63
I7539	Automotive Repair Shops, NEC	\$ 208.59
I7338	Secretarial & Court Reporting Services	\$ 195.79
D2241	Narrow Fabrics & Other Smallwares Mills	\$ 178.21
D3299	Nonmetallic Mineral Products, NEC	\$ 171.90
D2813	Industrial Gases	\$ 166.06
F5149	Groceries & Related Products, NEC	\$ 162.68
D2599	Furniture & Fixtures, NEC	\$ 155.19
I7331	Direct Mail Advertising Services	\$ 133.26
A0181	Ornamental Floriculture & Nursery Products	\$ 132.90
D2754	Commercial Printing, Gravure	\$ 131.58
G5599	Automotive Dealers, NEC	\$ 128.46
A0254	Poultry Hatcheries	\$ 127.87
H6141	Personal Credit Institutions	\$ 126.69
I7384	Photofinishers Laboratories	\$ 125.49
I7372	Prepackaged Software	\$ 117.05
I7218	Industrial Launderers	\$ 105.77
E4214	Local Trucking with Storage	\$ 104.10
D2326	Men's and Boy's Work Clothing	\$ 95.91
D3999	Manufacturing Industries, NEC	\$ 90.62
G5421	Meat & Fish (Seafood) Markets Including Freezer Provisionary	\$ 89.81
G5451	Dairy Products Stores	\$ 88.83
I7231	Beauty Shops	\$ 83.71
I7312	Outdoor Advertising Services	\$ 81.84
D2448	Wood Pallets & Skids	\$ 81.42
I7537	Automotive Transmission Repair Shops	\$ 78.55
D3661	Telephone & Telegraph Apparatus	\$ 78.34
I7629	Electrical & Electronic Repair Shops NEC	\$ 76.23
D3081	Unsupported Plastics Film & Sheet	\$ 74.21
G5993	Tobacco Stores and Stands	\$ 70.10
D3851	Ophthalmic Goods	\$ 67.30
I7378	Computer Maintenance and Repair	\$ 61.95
D2677	Envelopes	\$ 59.42

SIC Breakdown Combination Sheet by Year

Code	Description 2006	Amount
D2099	Food Preparations, NEC	\$ 57.50
I7211	Power Laundries, Family & Commercial	\$ 55.04
F5012	Automobile & Other Motor Vehicles	\$ 45.28
I7521	Automobile Parking	\$ 44.63
D3699	Electrical Machinery, Equipment & Supplies, NEC	\$ 40.90
D3231	Glass Products, Made of Purchased Glass	\$ 39.54
H6153	Short-Term Business Credit Institutions	\$ 38.56
F5048	Ophthalmic Goods	\$ 37.36
G5719	Miscellaneous Home Furnishings Stores	\$ 35.27
D3448	Prefabricated Metal Bldgs & Components	\$ 34.49
F5082	Construction & Mining Machinery & Equipment Except Petroleum	\$ 33.18
D3315	Steel Wire Drawing & Steel Nails & Spikes	\$ 32.32
F5083	Farm & Garden Machinery & Equipment	\$ 31.43
D3496	Miscellaneous Fabricated Wire Products	\$ 28.80
D2711	Newspapers: Publishing, Publishing & Printing	\$ 27.85
D2084	Wines, Brandy & Brandy Spirits	\$ 26.77
D2834	Pharmaceutical Preparations	\$ 26.66
D2431	Millwork	\$ 25.63
D3569	General Industrial Machinery & Equipment, NEC	\$ 24.85
A0742	Veterinary Services for Animal Specialties	\$ 23.05
F5094	Jewelry, Watches, Diamonds & Other Precious Stones	\$ 22.88
I7532	Top, Body & Upholstery Repair Shops & Paint Shops	\$ 22.13
D2023	Condensed & Evaporated Milk	\$ 19.82
C1796	Installation or Erection of Bldg Equipment, NEC	\$ 19.65
F5064	Electrical Appliances, Television & Radio Sets	\$ 18.88
I7515	Passenger Car Leasing	\$ 17.79
G5994	News Dealers & Newsstands	\$ 17.55
I8231	Libraries & Information Centers	\$ 16.86
F5023	Home Furnishings	\$ 16.08
F5199	Nondurable Goods, Not Elsewhere Classifieds	\$ 15.83
B1389	Oil and Gas Field Services not Elsewhere Classified	\$ 15.42
H6531	Agents, Brokers & Managers	\$ 12.99
I7334	Photocopying and Duplicating Services	\$ 12.84
H6211	Security Brokers, Dealers & Flotation's Co's	\$ 12.61
G5641	Children's & Infants' Wear Stores	\$ 12.12
D3845	Electromedical & Electrotherapeutic Apparatus	\$ 11.08
D3579	Office Machines, NEC	\$ 10.35
D3491	Industrial Valves	\$ 9.55
D3531	Construction Machinery & Equipment	\$ 9.20
I7534	Tire Retreading & Repair Shops	\$ 8.40
D2851	Paints, Varnishes, Lacquers, Enamels & Allied Products	\$ 8.14
D2869	Industrial Organic Chemicals, NEC	\$ 7.56
D2542	Office/Store Fixtures Partitions/Shelving/Lockers Except Wood	\$ 7.24
G5962	Automatic Merchandising Machine Operators	\$ 6.82
E4783	Packing & Crating	\$ 6.61
I8041	Offices of Chiropractors	\$ 6.11

SIC Breakdown Combination Sheet by Year

Code	Description 2006	Amount
F5021	Furniture	\$ 5.59
D3271	Concrete Block & Brick	\$ 5.01
D3961	Costume Jewelry & Costume Novelties, Except Precious Metal	\$ 3.88
D3425	Handsaws & Saw Blades	\$ 3.73
E4899	Communications Services, NEC	\$ 3.67
G5441	Candy, Nut & Confectionery Stores	\$ 3.46
F5014	Tires & Tubes	\$ 3.31
C1731	Electrical Work	\$ 2.46
D3714	Motor Vehicle Parts & Accessories	\$ 2.18
D3199	Leather Goods, NEC	\$ 2.14
D2095	Roasted Coffee	\$ 2.13
D3663	Radio and Television Broadcasting & Communications Equipment	\$ 1.95
F5193	Flowers, Nursery Stock & Florists' Supplies	\$ 1.90
I7217	Carpet & Upholstery Cleaning	\$ 1.79
D3599	Industrial & Commercial Machinery & Equipment, NEC	\$ 1.53
I8071	Medical Laboratories	\$ 0.99
D2499	Wood Products, NEC	\$ 0.82
D2011	Meat Packing Plants	\$ 0.79
I8099	Health & Allied Services, NEC	\$ 0.39
D3949	Sporting & Athletic Goods, NEC	\$ 0.16
G5946	Camera & Photographic Supply Stores	\$ 0.05
I8299	Schools & Educational Services, NEC	\$ (0.01)
D3625	Relays & Industrial Controls	\$ (0.35)
D3577	Computer Peripheral Equipment, NEC	\$ (0.76)
D3555	Printing Trades Machinery & Equipment	\$ (0.80)
I7311	Advertising Agencies	\$ (1.61)
D3842	Orthopedic, Prosthetics & Surgical Appliances & Supplies	\$ (6.69)
D2951	Paving Mixtures & Blocks	\$ (7.38)
A0782	Lawn and Garden Services	\$ (11.04)
D3799	Transportation Equipment, NEC	\$ (11.06)
D3645	Residential Electric Lighting Fixtures	\$ (13.55)
D2741	Miscellaneous	\$ (23.51)
D3585	A/C & Warm Air Htng Eqmt & Commercial & Indl Refrig. Eqmt	\$ (25.57)
D2436	Softwood Veneer & Plywood	\$ (26.03)
I7623	Refrigeration & A/C Service & Repair Shops	\$ (30.31)
F5031	Lumber, Plywood, Millwork, and Wood Panels	\$ (31.14)
D3827	Optical Instruments and Lenses	\$ (33.20)
D3444	Sheet Metal Work	\$ (37.00)
D3321	Gray Iron Foundries	\$ (37.76)
F5075	Warm Air Heating & A/C Equipment & Supplies	\$ (161.49)
I7922	Theatrical Producers & Misc Theatrical Services	\$ (641.60)
D3441	Fabricated Structural Metal	\$ (736.00)
F5051	Metal Service Centers & Offices	\$ (2,015.26)
		\$ 1,339,469.81

SIC Breakdown Combination Sheet by Year

Code	Description 2005	Amount
G5311	Department Stores	\$ 394,740.67
G5812	Eating Places	\$ 142,138.34
G5211	Lumber & Other Building Materials Dealer	\$ 111,707.34
G5411	Grocery Stores	\$ 62,558.11
G5399	General Merchandise Stores	\$ 44,826.35
E4911	Electric Companies & Systems	\$ 35,602.84
E4923	Natural Gas Transmission & Distribution	\$ 32,833.60
E4813	Telephone Communications, Except RadioTelephone	\$ 24,986.19
G5531	Auto & Home Supply Stores	\$ 24,924.18
G5651	Family Clothing Stores	\$ 20,648.38
G5912	Drug Stores & Proprietary Stores	\$ 20,355.27
E4812	RadioTelephone Communications	\$ 16,454.39
F5074	Plumbing & Heating Equipment & Supplies (Hydronics)	\$ 16,250.09
G5712	Furniture Stores	\$ 16,249.75
G5944	Jewelry Stores	\$ 15,790.53
G5999	Miscellaneous Retail Stores, NEC	\$ 14,012.71
G5943	Stationery Stores	\$ 13,099.24
F5039	Construction Materials, NEC	\$ 10,614.45
I7011	Hotels and Motels	\$ 10,478.35
G5731	Radio, Television, & Consumer Electronics Stores	\$ 9,957.53
		\$ 1,038,228.31

SIC Breakdown Combination Sheet by Year

Code	Description 2005	Amount
G5734	Commuter & Computer Software Stores	\$ 9,737.84
G5621	Women's Ready-To-Wear Stores	\$ 7,939.41
I7832	Motion Picture Theaters, Except Drive-In	\$ 7,933.28
G5942	Book Stores	\$ 7,254.37
F5084	Industrial Machinery & Equipment	\$ 7,247.53
G5921	Liquor Stores	\$ 6,240.20
G5661	Shoe Stores	\$ 6,184.28
G5722	Household Appliance Stores	\$ 5,696.85
G5932	Used Merchandise Store	\$ 5,570.79
I7359	Equipment Rental and Leasing, NEC	\$ 5,343.86
G5947	Gift, Novelty & Souvenir Shops	\$ 5,262.54
G5511	Motor Vehicle Dealers (New & Used)	\$ 4,994.48
G5231	Paint, Glass & Wallpaper Stores	\$ 4,910.92
F5087	Service Establishment Equipment & Supplies	\$ 4,861.84
D3841	Surgical & Medical Instrmts & Apparatus	\$ 4,556.46
I7841	Video Tape Rental	\$ 4,486.43
K9999	Nonclassified Establishments	\$ 4,427.64
G5941	Sporting Goods Stores & Bicycle Shops	\$ 4,152.61
I7538	General Automotive Repair Shops	\$ 4,058.86
D3273	Ready Mixed Concrete	\$ 3,952.45
I7319	Advertising NEC	\$ 3,311.20
F5032	Brick, Stone, & Related Construction Materials	\$ 3,071.09
G5713	Floor Covering Stores	\$ 2,688.56
D2299	Textile Goods, Inc.	\$ 2,557.32
I7221	Photographic Studios, Portrait	\$ 2,249.02
F5085	Industrial Supplies	\$ 2,200.54
F5122	Drugs, Drug Proprietaries & Druggists' Sundries	\$ 2,065.97
F5142	Packaged Frozen Foods	\$ 2,020.10
F5047	Medical, Dental & Hospital Equipment & Supplies	\$ 2,018.15
I7549	Automotive Services, Except Repair & Car Washes	\$ 1,960.18
G5499	Miscellaneous Food Stores	\$ 1,818.73
G5949	Sewing, Needlework & Piece Goods Stores	\$ 1,748.57
G5461	Retail Bakeries	\$ 1,744.90
G5992	Florists	\$ 1,735.51
I7514	Passenger Car Rental	\$ 1,711.76
F5191	Farm Supplies	\$ 1,705.52
I7261	Funeral Service & Crematories	\$ 1,665.64
G5735	Record & Prerecorded Tape Stores	\$ 1,637.85
F5049	Professional Equipment & Supplies, NEC	\$ 1,618.02
G5571	Motorcycle Dealers	\$ 1,603.10
I7377	Computer Rental and Leasing	\$ 1,579.60
D2759	Commercial Printing, NEC	\$ 1,484.64
F5013	Motor Vehicle Supplies and New Parts	\$ 1,477.97
G5611	Men's & Boy's Clothing & Furnishings Stores	\$ 1,450.85
D3441	Fabricated Structural Metal	\$ 1,445.03
G5632	Women's Accessory & Specialty Stores	\$ 1,340.36

SIC Breakdown Combination Sheet by Year

Code	Description 2005	Amount
F5044	Office Equipment	\$ 1,334.22
I7992	Public Golf Courses	\$ 1,307.95
I7699	Repair Ships & Related Services, NEC	\$ 1,303.97
I7933	Bowling Alleys	\$ 1,234.16
G5813	Drinking Places	\$ 1,186.43
G5251	Hardware Stores	\$ 1,109.74
D3569	General Industrial Machinery & Equipment, NEC	\$ 1,108.74
I7335	Commercial Photography	\$ 1,074.78
I7692	Welding Repair	\$ 1,069.07
G5963	Direct Selling Establishments	\$ 1,065.51
F5169	Chemicals & Allied Products, NEC	\$ 1,047.75
D3499	Fabricated Metal Products, NEC	\$ 991.87
G5699	Miscellaneous Apparel & Accessory Stores	\$ 914.70
G5945	Hobby, Toy & Game Shops	\$ 911.43
F5063	Electrical Apparatus & eqmt, Wiring Supplies & Constr. Matl	\$ 885.93
I7353	Heavy Construction Equipment Rental & Leasing	\$ 881.01
G5599	Automotive Dealers, NEC	\$ 854.85
F5051	Metal Service Centers & Offices	\$ 808.28
E4924	Natural Gas Distribution	\$ 801.92
I7299	Miscellaneous Personal Services	\$ 801.72
F5141	Groceries, General Line	\$ 796.21
D3492	Fluid Power Valves & Hose Fittings	\$ 670.84
G5331	Variety Stores	\$ 596.37
D3281	Cut Stone & Stone Products	\$ 592.83
I7389	Business Services, NEC	\$ 583.80
D3089	Plastics Products, NEC	\$ 581.40
F5193	Flowers, Nursery Stock & Florists' Supplies	\$ 568.48
G5421	Meat & Fish (Seafood) Markets Including Freezer Provisionary	\$ 553.51
D2599	Furniture & Fixtures, NEC	\$ 514.34
D3533	Oil Field Machinery & Equipment	\$ 501.71
G5719	Miscellaneous Home Furnishings Stores	\$ 470.64
I7513	Truck Rental & Leasing without Drivers	\$ 464.12
F5099	Durable Goods NEC	\$ 447.79
I7537	Automotive Transmission Repair Shops	\$ 408.58
F5112	Stationery Supplies	\$ 404.58
D2086	Bottled & Canned Soft Drinks & Carbonated Waters	\$ 401.42
G5431	Fruit Stores & Vegetables Markets	\$ 392.64
I7336	Commercial Art and Graphic Design	\$ 392.27
I7352	Medical Equipment Rental and Leasing	\$ 386.07
F5199	Nondurable Goods, Not Elsewhere Classifieds	\$ 359.03
G5995	Optical Goods Stores	\$ 355.39
G5541	Gasoline Service Stations	\$ 332.64
D3993	Signs & Advertising Displays	\$ 331.06
I8211	Elementary & Secondary Schools	\$ 328.85
D3251	Brick & Structural Clay Tile	\$ 319.62
I7213	Linen Supply	\$ 319.01

SIC Breakdown Combination Sheet by Year

Code	Description 2005	Amount
E4225	General Warehousing & Storage	\$ 309.59
F5113	Industrial & Personal Service Paper	\$ 308.11
I7378	Computer Maintenance and Repair	\$ 302.92
I7382	Security Systems Services	\$ 296.62
I7379	Computer Related Services, NEC	\$ 276.65
I7539	Automotive Repair Shops, NEC	\$ 264.52
G5261	Retail Nurseries, Lawn & Garden Supply Stores	\$ 262.90
F5172	Petrol & Petrol Products Wholesalers, Except Bulk Stations	\$ 252.16
D2023	Condensed & Evaporated Milk	\$ 237.94
G5736	Musical Instrument Stores	\$ 237.27
G5441	Candy, Nut & Confectionery Stores	\$ 235.28
D2541	Wood Office & Store Fixtures, Partitions, Shelving, & Locker	\$ 229.60
I7991	Physical Fitness Facilities	\$ 229.42
I8042	Offices of Optometrists	\$ 200.94
I7384	Photofinishers Laboratories	\$ 190.64
I7312	Outdoor Advertising Services	\$ 187.27
D2653	Corrugated & Solid Fiber Boxes	\$ 180.21
H6159	Miscellaneous Business Credit Institutions	\$ 173.28
I7218	Industrial Launderers	\$ 173.03
H6141	Personal Credit Institutions	\$ 163.55
I7331	Direct Mail Advertising Services	\$ 158.51
A0181	Ornamental Floriculture & Nursery Products	\$ 151.45
D2841	Soap & other Detergents Except Specialty Cleaners	\$ 147.33
F5075	Warm Air Heating & A/C Equipment & Supplies	\$ 143.79
D3255	Clay Refractories	\$ 142.46
D3271	Concrete Block & Brick	\$ 138.10
D2754	Commercial Printing, Gravure	\$ 130.80
D3272	Concrete Product, Except Block & Brick	\$ 124.93
E4841	Cable and Other Pay Television Services	\$ 123.10
I7623	Refrigeration & A/C Service & Repair Shops	\$ 120.21
F5031	Lumber, Plywood, Millwork, and Wood Panels	\$ 115.80
D2326	Men's and Boy's Work Clothing	\$ 107.57
D3585	A/C & Warm Air Htng Eqmt & Commercial & Indl Refrig. Eqmt	\$ 103.89
G5984	Liquefied Petroleum gas (Bottled Gas) Dealers	\$ 100.61
I7231	Beauty Shops	\$ 100.46
I7999	Amusement & Recreation Services, NEC	\$ 88.13
G5451	Dairy Products Stores	\$ 82.67
D3577	Computer Peripheral Equipment, NEC	\$ 82.35
D2813	Industrial Gases	\$ 77.72
I7521	Automobile Parking	\$ 73.17
D3081	Unsupported Plastics Film & Sheet	\$ 69.17
I7334	Photocopying and Duplicating Services	\$ 66.90
D2241	Narrow Fabrics & Other Smallwares Mills	\$ 62.20
G5993	Tobacco Stores and Stands	\$ 61.86
D3699	Electrical Machinery, Equipment & Supplies, NEC	\$ 61.18
D3827	Optical Instruments and Lenses	\$ 60.44

SIC Breakdown Combination Sheet by Year

Code	Description	Amount
2005		
G5714	Drapery, Curtain & Upholstery Stores	\$ 60.05
D3661	Telephone & Telegraph Apparatus	\$ 58.70
D3842	Orthopedic, Prosthetics & Surgical Appliances & Supplies	\$ 57.08
A0241	Dairy Farms	\$ 55.94
D2711	Newspapers: Publishing, Publishing & Printing	\$ 48.77
D2834	Pharmaceutical Preparations	\$ 45.93
I7629	Electrical & Electronic Repair Shops NEC	\$ 43.83
I7996	Amusement Parks	\$ 42.52
I7372	Prepackaged Software	\$ 42.47
F5072	Hardware	\$ 38.60
C1731	Electrical Work	\$ 37.02
D3231	Glass Products, Made of Purchased Glass	\$ 34.24
F5149	Groceries & Related Products, NEC	\$ 31.33
G5961	Mail Order Houses	\$ 31.13
I8231	Libraries & Information Centers	\$ 28.15
D2095	Roasted Coffee	\$ 27.83
I7993	Coin-Operated Amusement Devices	\$ 27.71
F5064	Electrical Appliances, Television & Radio Sets	\$ 26.92
I7532	Top, Body & Upholstery Repair Shops & Paint Shops	\$ 22.37
D2099	Food Preparations, NEC	\$ 18.31
D3496	Miscellaneous Fabricated Wire Products	\$ 17.92
H6531	Agents, Brokers & Managers	\$ 17.27
I8742	Management Consulting Services	\$ 17.13
D3669	Communications Equipment, NEC	\$ 15.37
I8071	Medical Laboratories	\$ 15.33
D3599	Industrial & Commercial Machinery & Equipment, NEC	\$ 14.58
D3851	Ophthalmic Goods	\$ 14.48
D3714	Motor Vehicle Parts & Accessories	\$ 14.35
E4513	Air Courier Services	\$ 13.43
D2992	Lubricating Oils & Greases	\$ 12.98
I7211	Power Laundries, Family & Commercial	\$ 12.56
D3299	Nonmetallic Mineral Products, NEC	\$ 12.26
D3531	Construction Machinery & Equipment	\$ 11.32
G5994	News Dealers & Newsstands	\$ 11.28
F5021	Furniture	\$ 9.72
I7534	Tire Retreading & Repair Shops	\$ 8.28
F5082	Construction & Mining Machinery & Equipment Except Petroleum	\$ 7.37
D3315	Steel Wire Drawing & Steel Nails & Spikes	\$ 7.11
D3579	Office Machines, NEC	\$ 6.84
G5641	Children's & Infants' Wear Stores	\$ 5.87
E4226	Special Warehousing & Storage, NEC	\$ 5.75
D2542	Office/Store Fixtures Partitions/Shelving/Lockers Except Wood	\$ 5.69
E4783	Packing & Crating	\$ 5.62
I7519	Utility Trailer & Recreational Vehicle Rental	\$ 5.58
I7536	Automotive Glass Replacement Shops	\$ 5.25
D2869	Industrial Organic Chemicals, NEC	\$ 5.24

SIC Breakdown Combination Sheet by Year

Code	Description	Amount
	2005	
A0742	Veterinary Services for Animal Specialties	\$ 4.77
D2741	Miscellaneous	\$ 4.34
E4581	Airports, Flying Fields & Airport Terminal Services	\$ 4.06
I7217	Carpet & Upholstery Cleaning	\$ 3.67
D3425	Handsaws & Saw Blades	\$ 3.51
F5091	Sporting & Recreational Goods & Supplies	\$ 3.34
E4131	Intercity & Rural Highway Passenger Transportation	\$ 3.32
I7381	Detective, Guard & Armored Car Services	\$ 2.64
F5093	Scrap & Waste Materials	\$ 2.20
D3844	X-Ray Apparatus & Tubes & Related Irradiation Apparatus	\$ 2.11
F5014	Tires & Tubes	\$ 1.67
E4899	Communications Services, NEC	\$ 1.38
I8041	Offices of Chiropractors	\$ 1.11
I7323	Credit Reporting Services	\$ 1.04
D3663	Radio and Television Broadcasting & Communications Equipment	\$ 1.00
H6351	Surety Co's	\$ 0.75
G5946	Camera & Photographic Supply Stores	\$ 0.73
E4724	Travel Agencies0	\$ 0.53
I7311	Advertising Agencies	\$ 0.39
D2677	Envelopes	\$ (0.77)
A0782	Lawn and Garden Services	\$ (0.92)
F5012	Automobile & Other Motor Vehicles	\$ (3.05)
D3949	Sporting & Athletic Goods, NEC	\$ (5.43)
D2499	Wood Products, NEC	\$ (24.99)
F5083	Farm & Garden Machinery & Equipment	\$ (26.30)
F5033	Roofing, Siding, & Insulation Materials	\$ (69.67)
D3498	Fabricated Pipe & Fabricated Pipe Fittings	\$ (74.67)
D2431	Millwork	\$ (104.86)
F5065	Electronic Parts & Equipment NEC	\$ (854.62)
F5046	Commercial Equipment NEC	\$ (4,257.64)
		\$ 1,238,802.18

SIC Breakdown Combination Sheet by Year

Code	Description 2004	Amount
G5311	Department Stores	\$ 397,683.33
G5812	Eating Places	\$ 124,537.54
G5211	Lumber & Other Building Materials Dealer	\$ 96,623.04
G5411	Grocery Stores	\$ 63,560.08
G5399	General Merchandise Stores	\$ 39,091.24
E4911	Electric Companies & Systems	\$ 31,729.02
E4813	Telephone Communications, Except RadioTelephone	\$ 28,543.68
G5912	Drug Stores & Proprietary Stores	\$ 27,372.27
E4923	Natural Gas Transmission & Distribution	\$ 24,689.11
G5651	Family Clothing Stores	\$ 23,310.76
G5531	Auto & Home Supply Stores	\$ 21,710.57
G5712	Furniture Stores	\$ 17,978.72
G5944	Jewelry Stores	\$ 17,141.19
F5074	Plumbing & Heating Equipment & Supplies (Hydronics)	\$ 13,989.89
E4812	RadioTelephone Communications	\$ 12,312.23
G5943	Stationery Stores	\$ 11,517.61
F5039	Construction Materials, NEC	\$ 11,419.13
I7011	Hotels and Motels	\$ 10,360.68
F5047	Medical, Dental & Hospital Equipment & Supplies	\$ 9,899.39
G5999	Miscellaneous Retail Stores, NEC	\$ 9,303.47
		\$ 992,772.95

SIC Breakdown Combination Sheet by Year

Code	Description 2004	Amount
G5451	Dairy Products Stores	\$ 9,301.34
G5621	Women's Ready-To-Wear Stores	\$ 8,686.88
G5731	Radio, Television, & Consumer Electronics Stores	\$ 7,671.18
G5734	Commuter & Computer Software Stores	\$ 6,885.74
G5921	Liquor Stores	\$ 6,352.30
G5661	Shoe Stores	\$ 6,167.11
G5942	Book Stores	\$ 5,992.97
G5947	Gift, Novelty & Souvenir Shops	\$ 5,822.74
G5932	Used Merchandise Store	\$ 5,569.43
I7832	Motion Picture Theaters, Except Drive-In	\$ 5,248.97
I7841	Video Tape Rental	\$ 5,042.14
I7359	Equipment Rental and Leasing, NEC	\$ 4,670.42
D3841	Surgical & Medical Instrmts & Apparatus	\$ 4,555.60
G5511	Motor Vehicle Dealers (New & Used)	\$ 4,480.41
G5231	Paint, Glass & Wallpaper Stores	\$ 4,420.04
G5571	Motorcycle Dealers	\$ 4,412.88
F5087	Service Establishment Equipment & Supplies	\$ 3,951.39
I7319	Advertising NEC	\$ 3,573.14
I7549	Automotive Services, Except Repair & Car Washes	\$ 3,420.74
G5941	Sporting Goods Stores & Bicycle Shops	\$ 3,044.52
F5046	Commercial Equipment NEC	\$ 2,779.98
G5461	Retail Bakeries	\$ 2,744.64
G5949	Sewing, Needlework & Piece Goods Stores	\$ 2,602.34
F5084	Industrial Machinery & Equipment	\$ 2,567.53
I7538	General Automotive Repair Shops	\$ 2,513.54
D2299	Textile Goods, Inc.	\$ 2,463.34
K9999	Nonclassified Establishments	\$ 2,423.21
G5992	Florists	\$ 2,385.15
G5713	Floor Covering Stores	\$ 2,378.56
I7261	Funeral Service & Crematories	\$ 2,230.91
I7221	Photographic Studios, Portrait	\$ 2,112.06
G5722	Household Appliance Stores	\$ 2,085.33
G5735	Record & Prerecorded Tape Stores	\$ 2,010.77
F5072	Hardware	\$ 1,911.36
G5611	Men's & Boy's Clothing & Furnishings Stores	\$ 1,742.12
F5191	Farm Supplies	\$ 1,726.99
F5122	Drugs, Drug Proprietaries & Druggists' Sundries	\$ 1,673.47
G5499	Miscellaneous Food Stores	\$ 1,666.63
D2759	Commercial Printing, NEC	\$ 1,588.49
F5032	Brick, Stone, & Related Construction Materials	\$ 1,504.69
G5632	Women's Accessory & Specialty Stores	\$ 1,445.80
G5963	Direct Selling Establishments	\$ 1,441.03
F5085	Industrial Supplies	\$ 1,435.98
I7377	Computer Rental and Leasing	\$ 1,381.58
G5813	Drinking Places	\$ 1,295.30
I7933	Bowling Alleys	\$ 1,281.88

SIC Breakdown Combination Sheet by Year

Code	Description 2004	Amount
I7514	Passenger Car Rental	\$ 1,280.60
I7992	Public Golf Courses	\$ 1,268.40
G5699	Miscellaneous Apparel & Accessory Stores	\$ 1,228.28
G5251	Hardware Stores	\$ 1,207.50
I7692	Welding Repair	\$ 1,117.43
F5172	Petrol & Petrol Products Wholesalers, Except Bulk Stations	\$ 1,088.06
I7699	Repair Ships & Related Services, NEC	\$ 1,024.37
F5083	Farm & Garden Machinery & Equipment	\$ 941.75
F5013	Motor Vehicle Supplies and New Parts	\$ 939.31
F5142	Packaged Frozen Foods	\$ 894.05
G5331	Variety Stores	\$ 889.10
F5112	Stationery Supplies	\$ 864.96
F5044	Office Equipment	\$ 862.06
I7389	Business Services, NEC	\$ 741.88
I7335	Commercial Photography	\$ 720.19
D3273	Ready Mixed Concrete	\$ 703.58
F5113	Industrial & Personal Service Paper	\$ 667.15
D3851	Ophthalmic Goods	\$ 666.13
G5541	Gasoline Service Stations	\$ 613.92
F5141	Groceries, General Line	\$ 583.35
I7353	Heavy Construction Equipment Rental & Leasing	\$ 536.53
I7336	Commercial Art and Graphic Design	\$ 526.59
H6159	Miscellaneous Business Credit Institutions	\$ 503.36
G5719	Miscellaneous Home Furnishings Stores	\$ 497.09
F5049	Professional Equipment & Supplies, NEC	\$ 479.24
I7299	Miscellaneous Personal Services	\$ 472.83
F5063	Electrical Apparatus & eqmt, Wiring Supplies & Constr. Matl	\$ 470.16
F5169	Chemicals & Allied Products, NEC	\$ 461.82
I7991	Physical Fitness Facilities	\$ 453.88
I7513	Truck Rental & Leasing without Drivers	\$ 439.39
G5599	Automotive Dealers, NEC	\$ 439.25
D2086	Bottled & Canned Soft Drinks & Carbonated Waters	\$ 319.34
I7382	Security Systems Services	\$ 314.08
F5075	Warm Air Heating & A/C Equipment & Supplies	\$ 313.67
I7352	Medical Equipment Rental and Leasing	\$ 312.78
D3089	Plastics Products, NEC	\$ 311.49
I7384	Photofinishers Laboratories	\$ 308.03
G5995	Optical Goods Stores	\$ 307.58
I7537	Automotive Transmission Repair Shops	\$ 298.47
G5945	Hobby, Toy & Game Shops	\$ 279.81
I7213	Linen Supply	\$ 279.29
I7375	Information Retrieval Services	\$ 271.45
I7379	Computer Related Services, NEC	\$ 259.60
D2599	Furniture & Fixtures, NEC	\$ 243.94
G5261	Retail Nurseries, Lawn & Garden Supply Stores	\$ 243.76
I8042	Offices of Optometrists	\$ 243.56

SIC Breakdown Combination Sheet by Year

Code	Description 2004	Amount
G5441	Candy, Nut & Confectionery Stores	\$ 242.78
G5736	Musical Instrument Stores	\$ 235.05
I7539	Automotive Repair Shops, NEC	\$ 232.52
D3993	Signs & Advertising Displays	\$ 216.18
I7534	Tire Retreading & Repair Shops	\$ 196.88
E4225	General Warehousing & Storage	\$ 185.63
D3281	Cut Stone & Stone Products	\$ 176.68
I7312	Outdoor Advertising Services	\$ 173.36
I7331	Direct Mail Advertising Services	\$ 152.38
E4924	Natural Gas Distribution	\$ 147.77
E4841	Cable and Other Pay Television Services	\$ 144.29
D2841	Soap & other Detergents Except Specialty Cleaners	\$ 134.73
F5099	Durable Goods NEC	\$ 119.58
H6141	Personal Credit Institutions	\$ 115.01
D2095	Roasted Coffee	\$ 114.11
I7231	Beauty Shops	\$ 113.32
I7218	Industrial Launderers	\$ 109.49
G5421	Meat & Fish (Seafood) Markets Including Freezer Provisionary	\$ 95.65
D3255	Clay Refractories	\$ 91.89
G5714	Drapery, Curtain & Upholstery Stores	\$ 85.55
F5031	Lumber, Plywood, Millwork, and Wood Panels	\$ 81.70
I8211	Elementary & Secondary Schools	\$ 80.94
D2813	Industrial Gases	\$ 79.49
F5065	Electronic Parts & Equipment NEC	\$ 70.56
I7623	Refrigeration & A/C Service & Repair Shops	\$ 67.79
G5993	Tobacco Stores and Stands	\$ 64.99
I7996	Amusement Parks	\$ 62.34
D3585	A/C & Warm Air Htng Eqmt & Commercial & Indl Refrig. Eqmt	\$ 62.28
D2754	Commercial Printing, Gravure	\$ 60.82
D2677	Envelopes	\$ 56.50
F5149	Groceries & Related Products, NEC	\$ 53.23
F5051	Metal Service Centers & Offices	\$ 52.06
D3446	Architectural & Ornamental Metal Work	\$ 50.76
G5962	Automatic Merchandising Machine Operators	\$ 46.42
D2499	Wood Products, NEC	\$ 44.56
D3599	Industrial & Commercial Machinery & Equipment, NEC	\$ 43.02
I7629	Electrical & Electronic Repair Shops NEC	\$ 42.00
D2711	Newspapers: Publishing, Publishing & Printing	\$ 40.05
D3081	Unsupported Plastics Film & Sheet	\$ 36.38
I7519	Utility Trailer & Recreational Vehicle Rental	\$ 35.94
D3827	Optical Instruments and Lenses	\$ 35.75
D3663	Radio and Television Broadcasting & Communications Equipment	\$ 33.31
D3425	Handsaws & Saw Blades	\$ 32.07
D3231	Glass Products, Made of Purchased Glass	\$ 28.97
G5431	Fruit Stores & Vegetables Markets	\$ 28.34
D3531	Construction Machinery & Equipment	\$ 27.79

SIC Breakdown Combination Sheet by Year

Code	Description 2004	Amount
D2951	Paving & Mixtures & Blocks	\$ 24.46
E4513	Air Courier Services	\$ 22.87
G5961	Mail Order Houses	\$ 22.18
I7334	Photocopying and Duplicating Services	\$ 20.83
D3842	Orthopedic, Prosthetics & Surgical Appliances & Supplies	\$ 18.67
D2431	Millwork	\$ 18.63
G5984	Liquefied Petroleum gas (Bottled Gas) Dealers	\$ 18.45
I7211	Power Laundries, Family & Commercial	\$ 18.35
D2326	Men's and Boy's Work Clothing	\$ 18.27
D2241	Narrow Fabrics & Other Smallwares Mills	\$ 18.21
C1731	Electrical Work	\$ 16.64
I8071	Medical Laboratories	\$ 16.29
D2099	Food Preparations, NEC	\$ 16.18
F5014	Tires & Tubes	\$ 15.63
F5048	Ophthalmic Goods	\$ 15.56
D3594	Fluid Power Pumps & Motors	\$ 14.52
I8231	Libraries & Information Centers	\$ 13.58
D3299	Nonmetallic Mineral Products, NEC	\$ 13.17
I7993	Coin-Operated Amusement Devices	\$ 12.76
H6531	Agents, Brokers & Managers	\$ 12.71
D3579	Office Machines, NEC	\$ 12.66
D2542	Office/Store Fixtures Partitions/Shelving/Lockers Except Wood	\$ 10.65
D3728	Aircraft Parts & Auxiliary Equipment, NEC	\$ 10.58
E4131	Intercity & Rural Highway Passenger Transportation	\$ 9.97
A0742	Veterinary Services for Animal Specialties	\$ 9.46
G5994	News Dealers & Newsstands	\$ 8.10
D3577	Computer Peripheral Equipment, NEC	\$ 7.45
I8041	Offices of Chiropractors	\$ 6.77
A0181	Ornamental Floriculture & Nursery Products	\$ 5.29
F5012	Automobile & Other Motor Vehicles	\$ 5.28
I7217	Carpet & Upholstery Cleaning	\$ 5.18
I8742	Management Consulting Services	\$ 4.94
D3944	Games, Toys & Children's Vehicles, Except Dolls & Bicycles	\$ 4.49
I8099	Health & Allied Services, NEC	\$ 4.44
F5136	Men's & Boys' Clothing & Furnishings	\$ 4.38
I7323	Credit Reporting Services	\$ 4.15
F5199	Nondurable Goods, Not Elsewhere Classifieds	\$ 3.27
G5641	Children's & Infants' Wear Stores	\$ 3.25
H6351	Surety Co's	\$ 3.21
D2869	Industrial Organic Chemicals, NEC	\$ 3.20
I7532	Top, Body & Upholstery Repair Shops & Paint Shops	\$ 2.95
F5043	Photographic Equipment & Supplies	\$ 2.02
I7999	Amusement & Recreation Services, NEC	\$ 2.02
I7342	Disinfecting & Exterminating Services	\$ 1.84
D3661	Telephone & Telegraph Apparatus	\$ 1.79
E4581	Airports, Flying Fields & Airport Terminal Services	\$ 1.66

SIC Breakdown Combination Sheet by Year

Code	Description	Amount
	2004	
F5082	Construction & Mining Machinery & Equipment Except Petroleum	\$ 1.27
D2389	Apparel & Accessories, NEC	\$ 1.11
I7378	Computer Maintenance and Repair	\$ 0.93
G5946	Camera & Photographic Supply Stores	\$ 0.91
E4899	Communications Services, NEC	\$ 0.88
F5023	Home Furnishings	\$ 0.82
I8299	Schools & Educational Services, NEC	\$ 0.82
F5193	Flowers, Nursery Stock & Florists' Supplies	\$ 0.62
I7521	Automobile Parking	\$ 0.26
E4833	Television Broadcasting Stations	\$ 0.19
F5045	Computers & Computer Peripheral Equipment & Software	\$ 0.19
D3843	Dental Equipment & Supplies	\$ (0.06)
D2023	Condensed & Evaporated Milk	\$ (0.14)
D2851	Paints, Varnishes, Lacquers, Enamels & Allied Products	\$ (2.66)
D3491	Industrial Valves	\$ (2.79)
D3669	Communications Equipment, NEC	\$ (2.88)
D2741	Miscellaneous	\$ (4.52)
A0782	Lawn and Garden Services	\$ (5.50)
F5033	Roofing, Siding, & Insulation Materials	\$ (7.11)
D3499	Fabricated Metal Products, NEC	\$ (17.63)
D3949	Sporting & Athletic Goods, NEC	\$ (22.33)
B1389	Oil and Gas Field Services not Elsewhere Classified	\$ (28.59)
D3699	Electrical Machinery, Equipment & Supplies, NEC	\$ (43.92)
F5021	Furniture	\$ (54.86)
D3272	Concrete Product, Except Block & Brick	\$ (92.87)
D3533	Oil Field Machinery & Equipment	\$ (156.84)
		\$ 1,185,777.80

SIC Breakdown Combination Sheet by Year

Code	Description 2003	Amount
G5311	Department Stores	\$ 289,518.37
G5812	Eating Places	\$ 113,558.46
G5211	Lumber & Other Building Materials Dealer	\$ 107,452.27
G5411	Grocery Stores	\$ 91,638.69
G5399	General Merchandise Stores	\$ 40,550.55
E4911	Electric Companies & Systems	\$ 33,673.29
E4813	Telephone Communications, Except RadioTelephone	\$ 30,593.92
G5651	Family Clothing Stores	\$ 25,142.30
G5912	Drug Stores & Proprietary Stores	\$ 21,578.84
E4923	Natural Gas Transmission & Distribution	\$ 21,062.16
G5531	Auto & Home Supply Stores	\$ 19,869.45
G5944	Jewelry Stores	\$ 19,072.32
G5712	Furniture Stores	\$ 18,689.35
E4812	RadioTelephone Communications	\$ 12,139.68
F5074	Plumbing & Heating Equipment & Supplies (Hydronics)	\$ 11,149.46
G5734	Commuter & Computer Software Stores	\$ 11,110.26
G5943	Stationery Stores	\$ 10,815.32
I7011	Hotels and Motels	\$ 10,445.32
G5999	Miscellaneous Retail Stores, NEC	\$ 10,185.59
G5451	Dairy Products Stores	\$ 10,057.32
		\$ 908,302.92

SIC Breakdown Combination Sheet by Year

Code	Description 2003	Amount
I7319	Advertising NEC	\$ 8,758.32
G5331	Variety Stores	\$ 8,645.56
G5942	Book Stores	\$ 7,366.50
I7832	Motion Picture Theaters, Except Drive-In	\$ 6,638.54
I7359	Equipment Rental and Leasing, NEC	\$ 6,463.83
G5947	Gift, Novelty & Souvenir Shops	\$ 6,457.01
G5932	Used Merchandise Store	\$ 6,369.18
G5661	Shoe Stores	\$ 5,766.78
G5921	Liquor Stores	\$ 5,375.82
I7841	Video Tape Rental	\$ 4,887.35
G5621	Women's Ready-To-Wear Stores	\$ 4,455.84
F5087	Service Establishment Equipment & Supplies	\$ 4,225.99
F5084	Industrial Machinery & Equipment	\$ 4,215.76
G5511	Motor Vehicle Dealers (New & Used)	\$ 4,203.20
G5571	Motorcycle Dealers	\$ 3,973.76
G5731	Radio, Television, & Consumer Electronics Stores	\$ 3,568.81
G5231	Paint, Glass & Wallpaper Stores	\$ 3,468.19
I7538	General Automotive Repair Shops	\$ 3,298.28
D3841	Surgical & Medical Instrmnts & Apparatus	\$ 3,125.37
G5941	Sporting Goods Stores & Bicycle Shops	\$ 2,987.31
G5713	Floor Covering Stores	\$ 2,967.86
F5047	Medical, Dental & Hospital Equipment & Supplies	\$ 2,845.99
G5949	Sewing, Needlework & Piece Goods Stores	\$ 2,527.87
G5722	Household Appliance Stores	\$ 2,278.65
D2299	Textile Goods, Inc.	\$ 2,276.57
I7261	Funeral Service & Crematories	\$ 2,249.89
G5948	Luggage & Leather Goods Stores	\$ 2,185.70
I7221	Photographic Studios, Portrait	\$ 2,088.89
G5499	Miscellaneous Food Stores	\$ 2,022.13
I7992	Public Golf Courses	\$ 1,984.39
F5046	Commercial Equipment NEC	\$ 1,880.79
I7549	Automotive Services, Except Repair & Car Washes	\$ 1,775.52
F5085	Industrial Supplies	\$ 1,691.08
G5813	Drinking Places	\$ 1,672.14
I7699	Repair Shops & Related Services, NEC	\$ 1,661.61
G5611	Men's & Boy's Clothing & Furnishings Stores	\$ 1,660.62
G5992	Florists	\$ 1,652.83
G5251	Hardware Stores	\$ 1,634.97
I7335	Commercial Photography	\$ 1,506.45
F5191	Farm Supplies	\$ 1,444.19
I7389	Business Services, NEC	\$ 1,430.65
D2759	Commercial Printing, NEC	\$ 1,376.16
G5632	Women's Accessory & Specialty Stores	\$ 1,358.81
G5963	Direct Selling Establishments	\$ 1,341.79
G5461	Retail Bakeries	\$ 1,254.30
I7514	Passenger Car Rental	\$ 1,250.52

SIC Breakdown Combination Sheet by Year

Code	Description 2003	Amount
D3272	Concrete Product, Except Block & Brick	\$ 1,177.51
F5142	Packaged Frozen Foods	\$ 1,095.99
D2051	Bread & Other Bakery Products, Except Cookies & Crackers	\$ 1,070.04
K9999	Nonclassified Establishments	\$ 1,010.96
F5013	Motor Vehicle Supplies and New Parts	\$ 929.81
D3533	Oil Field Machinery & Equipment	\$ 923.44
I7377	Computer Rental and Leasing	\$ 909.26
I7692	Welding Repair	\$ 907.18
G5441	Candy, Nut & Confectionery Stores	\$ 874.67
F5141	Groceries, General Line	\$ 839.21
F5049	Professional Equipment & Supplies, NEC	\$ 835.26
F5072	Hardware	\$ 824.75
D2599	Furniture & Fixtures, NEC	\$ 809.02
G5699	Miscellaneous Apparel & Accessory Stores	\$ 807.17
F5169	Chemicals & Allied Products, NEC	\$ 787.59
D3851	Ophthalmic Goods	\$ 776.90
F5122	Drugs, Drug Proprietaries & Druggists' Sundries	\$ 763.02
G5735	Record & Prerecorded Tape Stores	\$ 710.55
F5112	Stationery Supplies	\$ 592.10
I7353	Heavy Construction Equipment Rental & Leasing	\$ 578.29
I7933	Bowling Alleys	\$ 554.43
F5044	Office Equipment	\$ 525.68
F5113	Industrial & Personal Service Paper	\$ 483.70
D2431	Millwork	\$ 463.86
I7299	Miscellaneous Personal Services	\$ 429.30
G5261	Retail Nurseries, Lawn & Garden Supply Stores	\$ 428.74
D2086	Bottled & Canned Soft Drinks & Carbonated Waters	\$ 421.86
I7213	Linen Supply	\$ 405.89
I7513	Truck Rental & Leasing without Drivers	\$ 398.85
G5541	Gasoline Service Stations	\$ 367.81
G5719	Miscellaneous Home Furnishings Stores	\$ 361.41
F5063	Electrical Apparatus & eqmt, Wiring Supplies & Constr. Matl	\$ 348.98
D3251	Brick & Structural Clay Tile	\$ 309.69
D3089	Plastics Products, NEC	\$ 305.75
I7384	Photofinishers Laboratories	\$ 304.30
I8042	Offices of Optometrists	\$ 304.06
G5945	Hobby, Toy & Game Shops	\$ 301.16
F5136	Men's & Boys' Clothing & Furnishings	\$ 289.30
D3842	Orthopedic, Prosthetics & Surgical Appliances & Supplies	\$ 285.44
I7515	Passenger Car Leasing	\$ 280.66
F5099	Durable Goods NEC	\$ 266.14
I7539	Automotive Repair Shops, NEC	\$ 244.14
I7534	Tire Retreading & Repair Shops	\$ 233.74
F5014	Tires & Tubes	\$ 227.17
E4225	General Warehousing & Storage	\$ 225.42
D2084	Wines, Brandy & Brandy Spirits	\$ 221.08

SIC Breakdown Combination Sheet by Year

Code	Description 2003	Amount
D3281	Cut Stone & Stone Products	\$ 218.36
F5031	Lumber, Plywood, Millwork, and Wood Panels	\$ 216.57
I7231	Beauty Shops	\$ 201.25
I7312	Outdoor Advertising Services	\$ 193.87
F5172	Petrol & Petrol Products Wholesalers, Except Bulk Stations	\$ 192.50
F5075	Warm Air Heating & A/C Equipment & Supplies	\$ 189.98
G5995	Optical Goods Stores	\$ 186.90
I7379	Computer Related Services, NEC	\$ 184.35
D2434	Wood Kitchen Cabinets	\$ 167.56
I7382	Security Systems Services	\$ 160.72
D2841	Soap & other Detergents Except Specialty Cleaners	\$ 156.73
I7218	Industrial Launderers	\$ 153.76
F5149	Groceries & Related Products, NEC	\$ 149.37
A0254	Poultry Hatcheries	\$ 145.53
H6141	Personal Credit Institutions	\$ 140.66
D3993	Signs & Advertising Displays	\$ 130.60
I7352	Medical Equipment Rental and Leasing	\$ 127.55
F5032	Brick, Stone, & Related Construction Materials	\$ 115.61
D2499	Wood Products, NEC	\$ 95.09
D3599	Industrial & Commercial Machinery & Equipment, NEC	\$ 94.71
I7375	Information Retrieval Services	\$ 91.01
F5088	Transportation Equipment & Supplies, Except Motor Vehicles	\$ 88.34
G5962	Automatic Merchandising Machine Operators	\$ 86.63
D3531	Construction Machinery & Equipment	\$ 86.51
D3499	Fabricated Metal Products, NEC	\$ 85.87
D3231	Glass Products, Made of Purchased Glass	\$ 84.22
D2013	Sausages & Other Prepared Meat Products	\$ 81.47
I7996	Amusement Parks	\$ 80.97
I7623	Refrigeration & A/C Service & Repair Shops	\$ 78.50
H6159	Miscellaneous Business Credit Institutions	\$ 72.44
D2813	Industrial Gases	\$ 72.40
I7997	Membership Sports & Recreation Clubs	\$ 69.68
D3999	Manufacturing Industries, NEC	\$ 69.39
F5065	Electronic Parts & Equipment NEC	\$ 69.28
D3827	Optical Instruments and Lenses	\$ 62.86
D2754	Commercial Printing, Gravure	\$ 62.62
I7519	Utility Trailer & Recreational Vehicle Rental	\$ 59.67
I7349	Building Cleaning & Maintenance Services, NEC	\$ 58.06
C1711	Plumbing, Heating (Except Electric) & Air Conditioning	\$ 58.01
F5048	Ophthalmic Goods	\$ 57.36
D3081	Unsupported Plastics Film & Sheet	\$ 57.09
G5993	Tobacco Stores and Stands	\$ 54.07
D3669	Communications Equipment, NEC	\$ 53.81
D2095	Roasted Coffee	\$ 52.23
G5421	Meat & Fish (Seafood) Markets Including Freezer Provisionary	\$ 50.66
D2396	Automotive Trimmings, Apparel Findings & Related Products	\$ 49.30

SIC Breakdown Combination Sheet by Year

Code	Description 2003	Amount
E4513	Air Courier Services	\$ 47.21
F5199	Nondurable Goods, Not Elsewhere Classifieds	\$ 45.84
D3273	Ready Mixed Concrete	\$ 45.58
I8721	Accounting, Auditing & Bookkeeping Services	\$ 43.94
I7629	Electrical & Electronic Repair Shops NEC	\$ 43.90
D2448	Wood Pallets & Skids	\$ 43.49
D2326	Men's and Boy's Work Clothing	\$ 40.78
D2711	Newspapers: Publishing, Publishing & Printing	\$ 40.67
E4214	Local Trucking with Storage	\$ 38.57
D3663	Radio and Television Broadcasting & Communications Equipment	\$ 38.36
D2677	Envelopes	\$ 36.48
I7532	Top, Body & Upholstery Repair Shops & Paint Shops	\$ 35.22
D3699	Electrical Machinery, Equipment & Supplies, NEC	\$ 34.64
I7521	Automobile Parking	\$ 34.60
D2099	Food Preparations, NEC	\$ 34.05
C1731	Electrical Work	\$ 33.79
E4924	Natural Gas Distribution	\$ 29.76
I8231	Libraries & Information Centers	\$ 23.40
F5082	Construction & Mining Machinery & Equipment Except Petroleum	\$ 21.15
A0742	Veterinary Services for Animal Specialties	\$ 20.83
E4131	Intercity & Rural Highway Passenger Transportation	\$ 20.73
I8641	Civic, Social & Fraternal Associations	\$ 20.53
G5714	Drapery, Curtain & Upholstery Stores	\$ 20.29
F5033	Roofing, Siding, & Insulation Materials	\$ 20.16
D2241	Narrow Fabrics & Other Smallwares Mills	\$ 19.30
D3496	Miscellaneous Fabricated Wire Products	\$ 19.03
I7993	Coin-Operated Amusement Devices	\$ 18.24
E4783	Packing & Crating	\$ 17.46
G5561	Recreational Vehicle Dealers	\$ 17.37
I7991	Physical Fitness Facilities	\$ 16.56
D3556	Food Products Machinery	\$ 15.81
I7999	Amusement & Recreation Services, NEC	\$ 15.18
H6531	Agents, Brokers & Managers	\$ 11.42
E4841	Cable and Other Pay Television Services	\$ 11.25
D3579	Office Machines, NEC	\$ 11.21
I7211	Power Laundries, Family & Commercial	\$ 9.91
I8071	Medical Laboratories	\$ 9.59
I8041	Offices of Chiropractors	\$ 8.58
I7217	Carpet & Upholstery Cleaning	\$ 7.86
G5994	News Dealers & Newsstands	\$ 7.36
F5093	Scrap & Waste Materials	\$ 7.27
F5153	Grain & Field Beans	\$ 6.60
F5039	Construction Materials, NEC	\$ 6.22
D2741	Miscellaneous	\$ 5.79
F5083	Farm & Garden Machinery & Equipment	\$ 5.72
D2542	Office/Store Fixtures Partitions/Shelving/Lockers Except Wood	\$ 5.46

SIC Breakdown Combination Sheet by Year

Code	Description 2003	Amount
D2389	Apparel & Accessories, NEC	\$ 5.31
I7323	Credit Reporting Services	\$ 4.55
I8742	Management Consulting Services	\$ 4.28
D2023	Condensed & Evaporated Milk	\$ 3.47
D3577	Computer Peripheral Equipment, NEC	\$ 3.09
F5162	Plastics Material & Basic Forms & Shapes	\$ 2.96
D2761	Manifold Business Forms	\$ 2.74
D2082	Malt Beverages	\$ 2.73
E4899	Communications Services, NEC	\$ 2.42
F5091	Sporting & Recreational Goods & Supplies	\$ 2.05
H6211	Security Brokers, Dealers & Flotation's Co's	\$ 2.02
G5961	Mail Order Houses	\$ 1.81
I7378	Computer Maintenance and Repair	\$ 1.32
D3086	Plastics Foam Products	\$ 1.26
I7336	Commercial Art and Graphic Design	\$ 0.88
F5192	Books, Periodicals & Newspapers	\$ 0.81
H6351	Surety Co's	\$ 0.75
E4724	Travel Agencies0	\$ 0.53
D3448	Prefabricated Metal Bldgs & Components	\$ 0.30
D2752	Commercial Printing, Lithographic	\$ 0.06
D2273	Carpets & Rugs	\$ (0.07)
D3446	Architectural & Ornamental Metal Work	\$ (0.71)
G5946	Camera & Photographic Supply Stores	\$ (1.06)
G5641	Children's & Infants' Wear Stores	\$ (1.27)
E4833	Television Broadcasting Stations	\$ (1.39)
D3441	Fabricated Structural Metal	\$ (2.82)
D2653	Corrugated & Solid Fiber Boxes	\$ (3.33)
F5012	Automobile & Other Motor Vehicles	\$ (5.40)
D3084	Plastics Pipe	\$ (6.12)
G5599	Automotive Dealers, NEC	\$ (7.43)
I8748	Business Consulting Services, NEC	\$ (8.25)
D3585	A/C & Warm Air Htng Eqmt & Commercial & Indl Refrig. Eqmt	\$ (8.90)
G5984	Liquefied Petroleum gas (Bottled Gas) Dealers	\$ (11.62)
D3561	Pumps & Pumping Equipment	\$ (16.27)
D3445	Sheet Metal Work	\$ (73.94)
F5021	Furniture	\$ (98.15)
D3498	Fabricated Pipe & Fabricated Pipe Fittings	\$ (99.55)
D3949	Sporting & Athletic Goods, NEC	\$ (123.23)
F5051	Metal Service Centers & Offices	\$ (1,393.89)
		\$ 1,091,047.19

SIC Breakdown Combination Sheet by Year

Code	Description 2002	Amount
G5311	Department Stores	\$ 307,898.13
G5812	Eating Places	\$ 117,981.89
G5411	Grocery Stores	\$ 112,691.72
G5211	Lumber & Other Building Materials Dealer	\$ 99,313.76
G5399	General Merchandise Stores	\$ 43,267.82
E4813	Telephone Communications, Except RadioTelephone	\$ 27,274.02
E4911	Electric Companies & Systems	\$ 27,204.35
G5531	Auto & Home Supply Stores	\$ 25,928.62
G5651	Family Clothing Stores	\$ 22,538.22
E4923	Natural Gas Transmission & Distribution	\$ 22,342.49
G5912	Drug Stores & Proprietary Stores	\$ 19,998.07
G5944	Jewelry Stores	\$ 17,851.43
G5712	Furniture Stores	\$ 17,220.41
G5943	Stationery Stores	\$ 13,463.38
E4812	RadioTelephone Communications	\$ 12,599.26
G5999	Miscellaneous Retail Stores, NEC	\$ 11,510.34
G5451	Dairy Products Stores	\$ 9,687.17
I7011	Hotels and Motels	\$ 9,387.60
G5661	Shoe Stores	\$ 8,594.27
G5942	Book Stores	\$ 8,330.11
		\$ 935,083.06

SIC Breakdown Combination Sheet by Year

Code	Description 2002	Amount
F5074	Plumbing & Heating Equipment & Supplies (Hydronics)	\$ 8,150.48
G5331	Variety Stores	\$ 7,735.29
I7359	Equipment Rental and Leasing, NEC	\$ 7,618.59
I7832	Motion Picture Theaters, Except Drive-In	\$ 6,596.32
G5921	Liquor Stores	\$ 6,435.54
G5731	Radio, Television, & Consumer Electronics Stores	\$ 6,201.95
G5734	Commuter & Computer Software Stores	\$ 4,940.10
I7841	Video Tape Rental	\$ 4,919.57
F5046	Commercial Equipment NEC	\$ 4,682.06
G5722	Household Appliance Stores	\$ 4,381.49
G5511	Motor Vehicle Dealers (New & Used)	\$ 4,352.18
F5084	Industrial Machinery & Equipment	\$ 4,219.27
G5571	Motorcycle Dealers	\$ 4,199.63
G5932	Used Merchandise Store	\$ 4,169.27
F5087	Service Establishment Equipment & Supplies	\$ 3,600.84
G5231	Paint, Glass & Wallpaper Stores	\$ 3,581.66
G5735	Record & Prerecorded Tape Stores	\$ 3,549.39
D3841	Surgical & Medical Instrmts & Apparatus	\$ 3,424.45
G5813	Drinking Places	\$ 3,146.45
F5085	Industrial Supplies	\$ 3,070.29
I7538	General Automotive Repair Shops	\$ 3,050.50
I7261	Funeral Service & Crematories	\$ 2,757.34
I7221	Photographic Studios, Portrait	\$ 2,751.17
G5949	Sewing, Needlework & Piece Goods Stores	\$ 2,540.23
G5621	Women's Ready-To-Wear Stores	\$ 2,520.29
K9999	Nonclassified Establishments	\$ 2,391.81
G5499	Miscellaneous Food Stores	\$ 2,370.92
I7992	Public Golf Courses	\$ 2,163.04
D2299	Textile Goods, Inc.	\$ 2,139.20
F5191	Farm Supplies	\$ 2,055.78
I7549	Automotive Services, Except Repair & Car Washes	\$ 1,908.66
G5992	Florists	\$ 1,817.10
G5632	Women's Accessory & Specialty Stores	\$ 1,795.98
F5141	Groceries, General Line	\$ 1,761.57
I7514	Passenger Car Rental	\$ 1,624.97
D3441	Fabricated Structural Metal	\$ 1,609.94
F5047	Medical, Dental & Hospital Equipment & Supplies	\$ 1,604.09
G5461	Retail Bakeries	\$ 1,522.67
G5963	Direct Selling Establishments	\$ 1,502.87
F5049	Professional Equipment & Supplies, NEC	\$ 1,495.57
G5713	Floor Covering Stores	\$ 1,462.06
G5948	Luggage & Leather Goods Stores	\$ 1,370.19
F5013	Motor Vehicle Supplies and New Parts	\$ 1,314.75
D2759	Commercial Printing, NEC	\$ 1,289.70
I7319	Advertising NEC	\$ 1,145.21
I7389	Business Services, NEC	\$ 1,144.84

SIC Breakdown Combination Sheet by Year

Code	Description 2002	Amount
D2542	Office/Store Fixtures Partitions/Shelving/Lockers Except Wood	\$ 1,143.62
D2051	Bread & Other Bakery Products, Except Cookies & Crackers	\$ 1,094.19
I7933	Bowling Alleys	\$ 1,079.21
I7335	Commercial Photography	\$ 1,066.54
G5699	Miscellaneous Apparel & Accessory Stores	\$ 1,062.02
F5113	Industrial & Personal Service Paper	\$ 1,017.98
I7353	Heavy Construction Equipment Rental & Leasing	\$ 1,016.93
F5072	Hardware	\$ 1,008.80
F5075	Warm Air Heating & A/C Equipment & Supplies	\$ 947.66
G5611	Men's & Boy's Clothing & Furnishings Stores	\$ 902.83
D3448	Prefabricated Metal Bldgs & Components	\$ 866.13
I7699	Repair Ships & Related Services, NEC	\$ 846.36
F5063	Electrical Apparatus & eqmt, Wiring Supplies & Constr. Matl	\$ 812.29
I7377	Computer Rental and Leasing	\$ 789.87
F5169	Chemicals & Allied Products, NEC	\$ 785.22
D3851	Ophthalmic Goods	\$ 711.69
F5122	Drugs, Drug Proprietaries & Druggists' Sundries	\$ 690.32
F5032	Brick, Stone, & Related Construction Materials	\$ 669.02
G5261	Retail Nurseries, Lawn & Garden Supply Stores	\$ 656.52
G5251	Hardware Stores	\$ 653.59
F5051	Metal Service Centers & Offices	\$ 645.52
G5941	Sporting Goods Stores & Bicycle Shops	\$ 574.80
G5945	Hobby, Toy & Game Shops	\$ 548.93
F5044	Office Equipment	\$ 529.03
F5112	Stationery Supplies	\$ 524.26
I7513	Truck Rental & Leasing without Drivers	\$ 515.42
G5431	Fruit Stores & Vegetables Markets	\$ 482.54
G5541	Gasoline Service Stations	\$ 453.84
I7375	Information Retrieval Services	\$ 447.59
D2086	Bottled & Canned Soft Drinks & Carbonated Waters	\$ 410.53
D2431	Millwork	\$ 384.80
G5441	Candy, Nut & Confectionery Stores	\$ 346.24
I7539	Automotive Repair Shops, NEC	\$ 338.61
I7213	Linen Supply	\$ 334.55
I7299	Miscellaneous Personal Services	\$ 311.76
G5719	Miscellaneous Home Furnishings Stores	\$ 304.68
I7692	Welding Repair	\$ 295.30
I8211	Elementary & Secondary Schools	\$ 286.33
D2599	Furniture & Fixtures, NEC	\$ 284.60
F5099	Durable Goods NEC	\$ 283.23
G5995	Optical Goods Stores	\$ 263.40
G5736	Musical Instrument Stores	\$ 261.57
I8042	Offices of Optometrists	\$ 246.04
I7218	Industrial Launderers	\$ 242.19
C1752	Floor Laying & Other Floor Work, NEC	\$ 239.10
F5172	Petrol & Petrol Products Wholesalers, Except Bulk Stations	\$ 223.02

SIC Breakdown Combination Sheet by Year

Code	Description 2002	Amount
I7352	Medical Equipment Rental and Leasing	\$ 222.85
D3993	Signs & Advertising Displays	\$ 209.41
E4225	General Warehousing & Storage	\$ 206.18
D3089	Plastics Products, NEC	\$ 199.74
F5033	Roofing, Siding, & Insulation Materials	\$ 189.32
D3273	Ready Mixed Concrete	\$ 184.33
D3533	Oil Field Machinery & Equipment	\$ 176.39
G5421	Meat & Fish (Seafood) Markets Including Freezer Provisionary	\$ 154.12
F5065	Electronic Parts & Equipment NEC	\$ 141.65
I7384	Photofinishers Laboratories	\$ 139.62
D2326	Men's and Boy's Work Clothing	\$ 124.79
G5962	Automatic Merchandising Machine Operators	\$ 123.02
D3842	Orthopedic, Prosthetics & Surgical Appliances & Supplies	\$ 117.28
D3321	Gray Iron Foundries	\$ 116.99
D3231	Glass Products, Made of Purchased Glass	\$ 110.42
F5083	Farm & Garden Machinery & Equipment	\$ 109.41
D2841	Soap & other Detergents Except Specialty Cleaners	\$ 108.56
D2396	Automotive Trimmings, Apparel Findings & Related Products	\$ 106.95
E4213	Trucking, Except Local	\$ 102.94
I7996	Amusement Parks	\$ 99.23
D3999	Manufacturing Industries, NEC	\$ 95.65
D3531	Construction Machinery & Equipment	\$ 94.11
F5039	Construction Materials, NEC	\$ 92.79
I7231	Beauty Shops	\$ 92.69
I7519	Utility Trailer & Recreational Vehicle Rental	\$ 92.66
H6141	Personal Credit Institutions	\$ 84.32
F5162	Plastics Material & Basic Forms & Shapes	\$ 73.96
I7521	Automobile Parking	\$ 70.82
I7312	Outdoor Advertising Services	\$ 63.41
B1389	Oil and Gas Field Services not Elsewhere Classified	\$ 62.95
I8721	Accounting, Auditing & Bookkeeping Services	\$ 54.92
D2813	Industrial Gases	\$ 54.13
G5993	Tobacco Stores and Stands	\$ 53.11
D3599	Industrial & Commercial Machinery & Equipment, NEC	\$ 51.59
D3493	Steel Springs, Except Wire	\$ 46.65
D3281	Cut Stone & Stone Products	\$ 43.90
I7999	Amusement & Recreation Services, NEC	\$ 41.65
G5561	Recreational Vehicle Dealers	\$ 41.51
G5984	Liquefied Petroleum gas (Bottled Gas) Dealers	\$ 39.08
I7349	Building Cleaning & Maintenance Services, NEC	\$ 38.75
G5599	Automotive Dealers, NEC	\$ 38.22
E4513	Air Courier Services	\$ 36.66
D2711	Newspapers: Publishing, Publishing & Printing	\$ 34.21
C1711	Plumbing, Heating (Except Electric) & Air Conditioning	\$ 33.99
H6159	Miscellaneous Business Credit Institutions	\$ 33.23
F5199	Nondurable Goods, Not Elsewhere Classifieds	\$ 32.43

SIC Breakdown Combination Sheet by Year

Code	Description 2002	Amount
D3575	Computer Terminals	\$ 31.31
I7629	Electrical & Electronic Repair Shops NEC	\$ 29.80
H6351	Surety Co's	\$ 29.26
D3669	Communications Equipment, NEC	\$ 29.20
F5088	Transportation Equipment & Supplies, Except Motor Vehicles	\$ 27.99
D2541	Wood Office & Store Fixtures, Partitions, Shelving, & Locker	\$ 25.83
I7382	Security Systems Services	\$ 24.11
I8231	Libraries & Information Centers	\$ 22.91
F5131	Piece Goods, Notions & Other Dry Goods	\$ 21.47
I7532	Top, Body & Upholstery Repair Shops & Paint Shops	\$ 20.97
F5031	Lumber, Plywood, Millwork, and Wood Panels	\$ 20.47
I7211	Power Laundries, Family & Commercial	\$ 19.93
D2241	Narrow Fabrics & Other Smallwares Mills	\$ 18.83
I7991	Physical Fitness Facilities	\$ 18.81
D3585	A/C & Warm Air Htng Eqmt & Commercial & Indl Refrig. Eqmt	\$ 18.53
A0742	Veterinary Services for Animal Specialties	\$ 17.50
D3827	Optical Instruments and Lenses	\$ 16.61
F5149	Groceries & Related Products, NEC	\$ 16.09
D2834	Pharmaceutical Preparations	\$ 15.71
D3431	Enameled Iron & Metal Sanitary Ware	\$ 15.48
F5014	Tires & Tubes	\$ 14.80
E4131	Intercity & Rural Highway Passenger Transportation	\$ 14.52
I7515	Passenger Car Leasing	\$ 13.78
G5946	Camera & Photographic Supply Stores	\$ 13.67
E4841	Cable and Other Pay Television Services	\$ 13.23
F5043	Photographic Equipment & Supplies	\$ 11.70
I8071	Medical Laboratories	\$ 11.55
D3577	Computer Peripheral Equipment, NEC	\$ 11.24
D3663	Radio and Television Broadcasting & Communications Equipment	\$ 11.12
E4833	Television Broadcasting Stations	\$ 8.42
C1731	Electrical Work	\$ 8.29
D3699	Electrical Machinery, Equipment & Supplies, NEC	\$ 8.15
D3081	Unsupported Plastics Film & Sheet	\$ 7.20
I8742	Management Consulting Services	\$ 6.42
I7993	Coin-Operated Amusement Devices	\$ 5.92
I7537	Automotive Transmission Repair Shops	\$ 5.79
D2099	Food Preparations, NEC	\$ 5.75
G5994	News Dealers & Newsstands	\$ 5.57
D2761	Manifold Business Forms	\$ 5.54
D2335	Women's, Misses' & Juniors' Dresses	\$ 5.43
I7631	Watch, Clock & Jewelry Repair	\$ 5.28
D3579	Office Machines, NEC	\$ 5.01
D2097	Manufactured Ice	\$ 4.22
I8099	Health & Allied Services, NEC	\$ 4.22
D3443	Fabricated Plate Work (Boiler Shops)	\$ 3.93
D2869	Industrial Organic Chemicals, NEC	\$ 3.37

SIC Breakdown Combination Sheet by Year

Code	Description 2002	Amount
D3499	Fabricated Metal Products, NEC	\$ 3.28
D3251	Brick & Structural Clay Tile	\$ 3.12
I7342	Disinfecting & Exterminating Services	\$ 3.02
F5012	Automobile & Other Motor Vehicles	\$ 3.01
F5082	Construction & Mining Machinery & Equipment Except Petroleum	\$ 3.01
I7336	Commercial Art and Graphic Design	\$ 2.93
I7334	Photocopying and Duplicating Services	\$ 2.64
D3425	Handsaws & Saw Blades	\$ 2.32
D2389	Apparel & Accessories, NEC	\$ 2.27
E4899	Communications Services, NEC	\$ 2.20
D2023	Condensed & Evaporated Milk	\$ 1.73
D2731	Books: Publishing, Publishing & Printing	\$ 1.70
I8041	Offices of Chiropractors	\$ 1.70
G5641	Children's & Infants' Wear Stores	\$ 1.60
F5021	Furniture	\$ 1.32
F5142	Packaged Frozen Foods	\$ 1.27
D3555	Printing Trades Machinery & Equipment	\$ 1.03
I7217	Carpet & Upholstery Cleaning	\$ 0.97
C1761	Roofing, Siding & Sheet Metal Work	\$ 0.77
D3315	Steel Wire Drawing & Steel Nails & Spikes	\$ 0.76
H6153	Short-Term Business Credit Institutions	\$ 0.73
I8999	Services, NEC	\$ 0.73
E4724	Travel Agencies0	\$ 0.53
G5961	Mail Order Houses	\$ 0.49
D3446	Architectural & Ornamental Metal Work	\$ (0.01)
E4783	Packing & Crating	\$ (0.01)
G5714	Drapery, Curtain & Upholstery Stores	\$ (0.01)
D3536	Overhead Traveling Cranes, Hoists & Monorail Systems	\$ (0.32)
D2951	Paving & Mixtures & Blocks	\$ (13.52)
I7374	Data Processing Services	\$ (22.13)
D3444	Sheet Metal Work	\$ (62.61)
D2273	Carpets & Rugs	\$ (65.09)
E4214	Local Trucking with Storage	\$ (206.70)
G5947	Gift, Novelty & Souvenir Shops	\$ (4,064.48)
		\$ 1,111,470.77